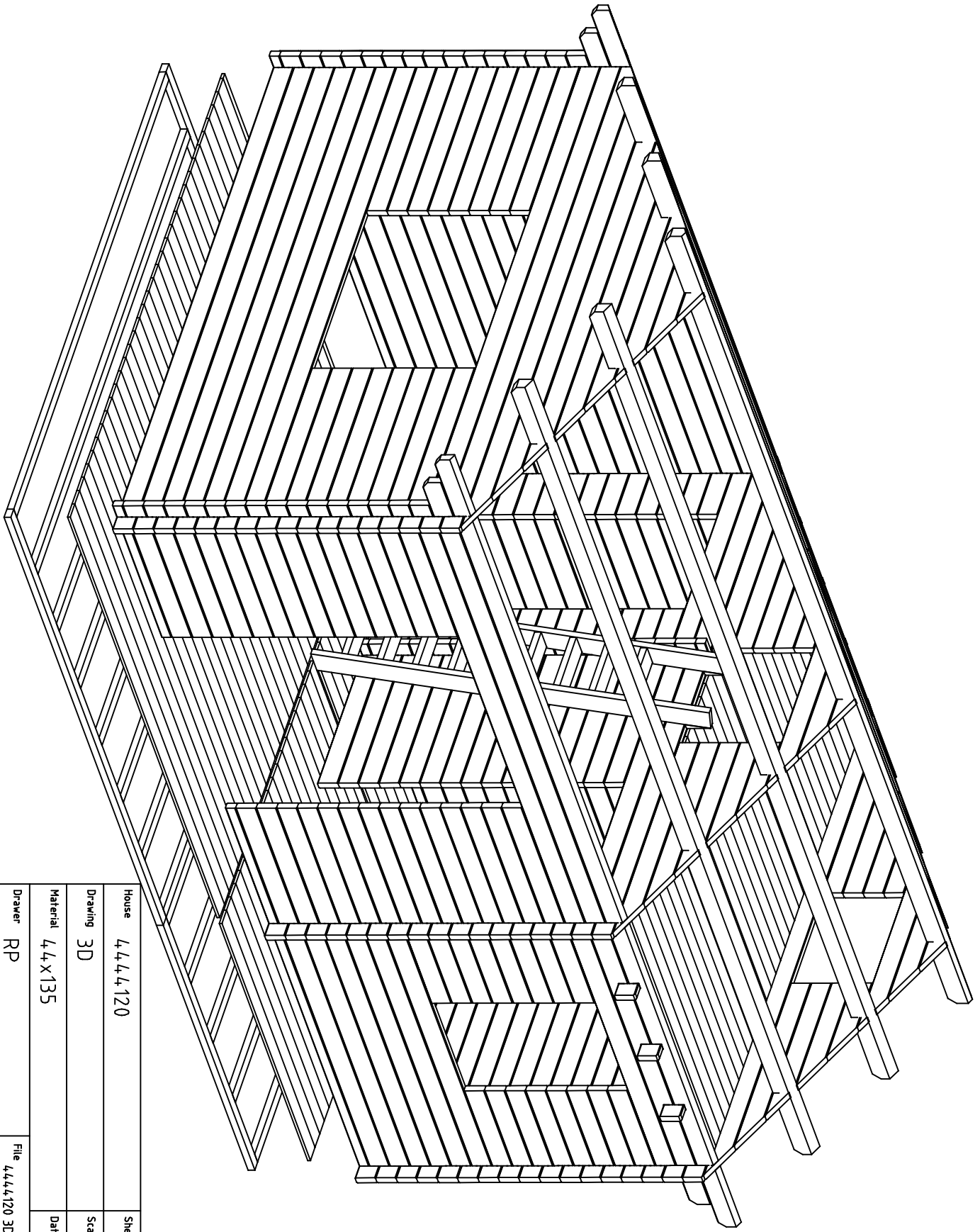


House	4,4,4,4,120	Sheet	1
-------	-------------	-------	---

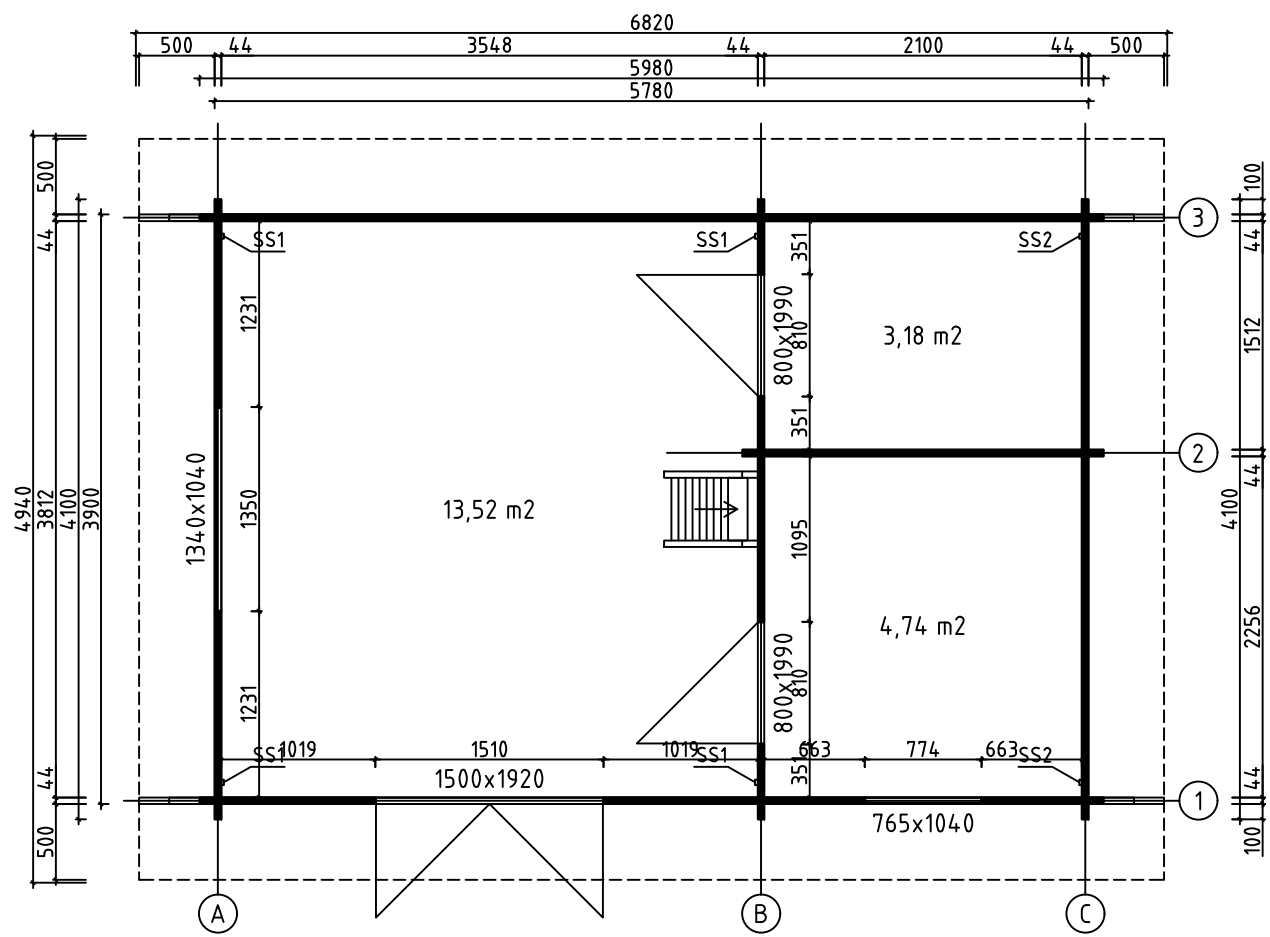
Drawing	3D	Scale	
---------	----	-------	--

Material	4,4X135	Date	19.02.2024
----------	---------	------	------------

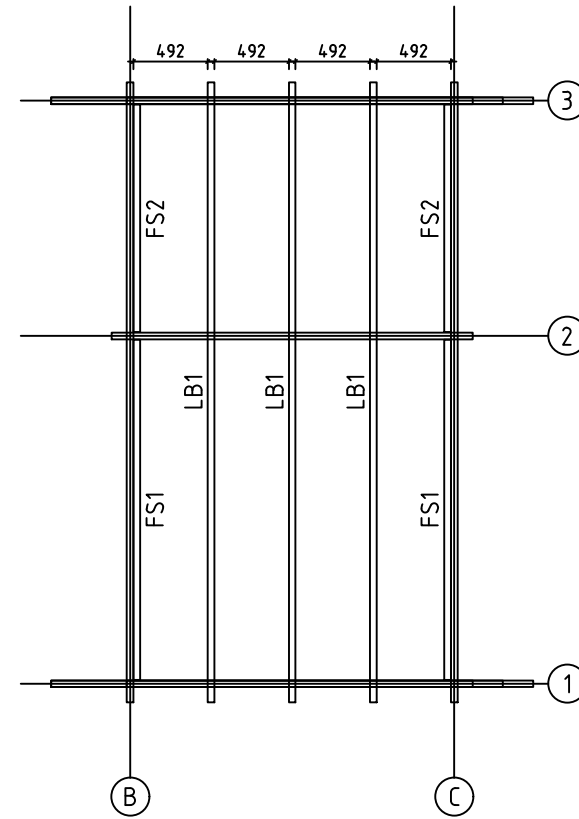
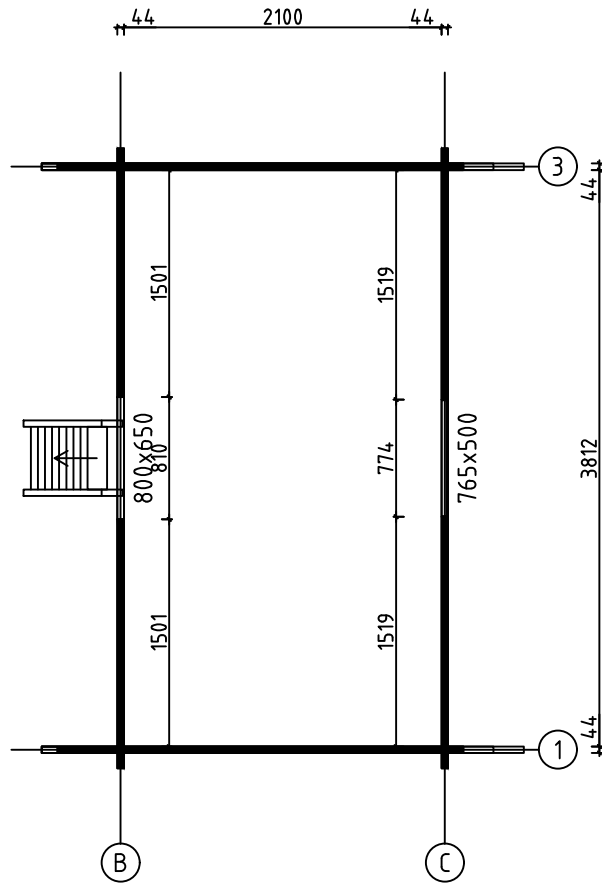
Drawer	RP	File	4,4,4,120 3D.dwg
--------	----	------	------------------



House	4,4,4,4,120	Sheet	2
Drawing	3D	Scale	
Material	4,4x135	Date	19.02.2024
Drawer	RP	File	4,4,4,120 3D.dwg

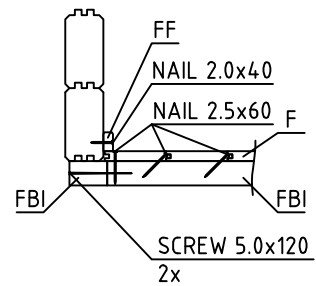
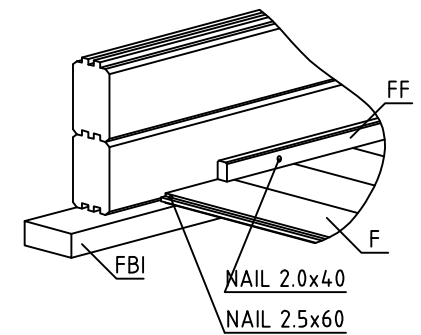
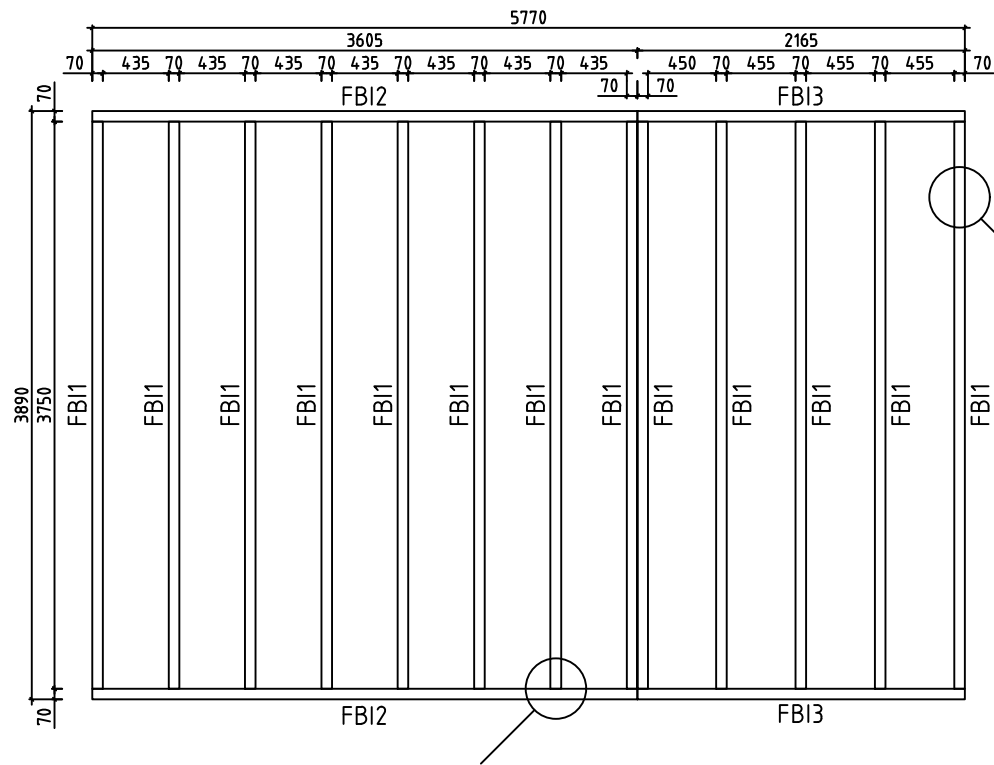


House	4444120	Sheet	3
Drawing	GRUNDPLAN-GRUNDPLAN-PLAN	Scale	1:50
Material	44x135	Date	19.02.2024
Drawer	RP	File	4444120.dwg





LOFT FLOOR BEAM-  
SCHLAFBODENBALKEN-  
SLAAPVLOERBALKEN

House	4444120	Sheet	4
Drawing	LOFT FLOOR-SCHLAFBODEN-SLAAPVLOER	Scale	1:50
Material	44x135	Date	19.02.2024
Drawer	RP	File	4444120.dwg

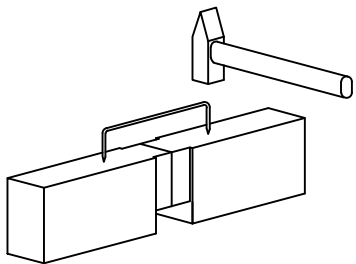
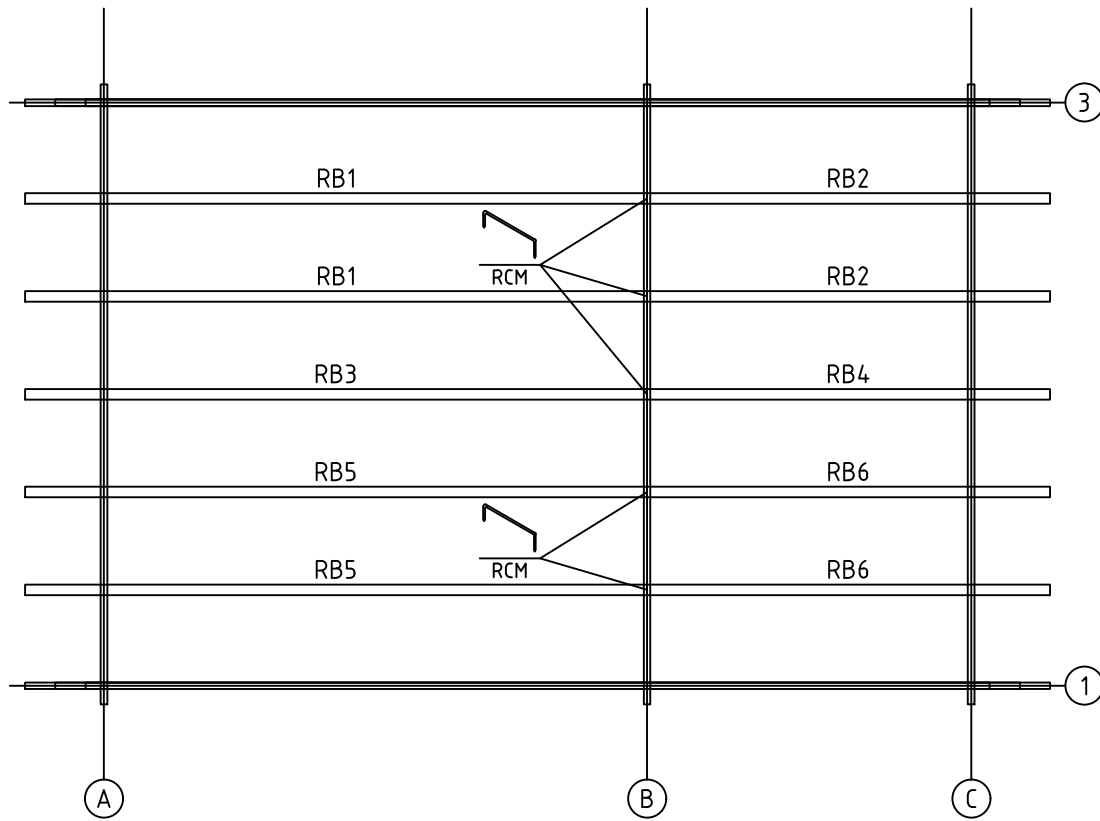


House	4444120	Sheet	5
Drawing	FLOORBEAMS-FUSSBODENBALKEN-VLOERBALKEN	Scale	1:50
Material	70x45	Date	19.02.2024
Drawer	RP	File	4444120.dwg



LOFT FLOOR BOARD-  
SCHLAFBODENBRETTER-  
SLAAPVLOERPLANK

House	4444120	Sheet	6
Drawing	FLOORBOARD-FUSSBODENBRETT-VLOERPLANK	Scale	1:50
Material	18x114	Date	19.02.2024
Drawer	RP	File	4444120.dwg

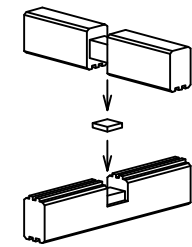
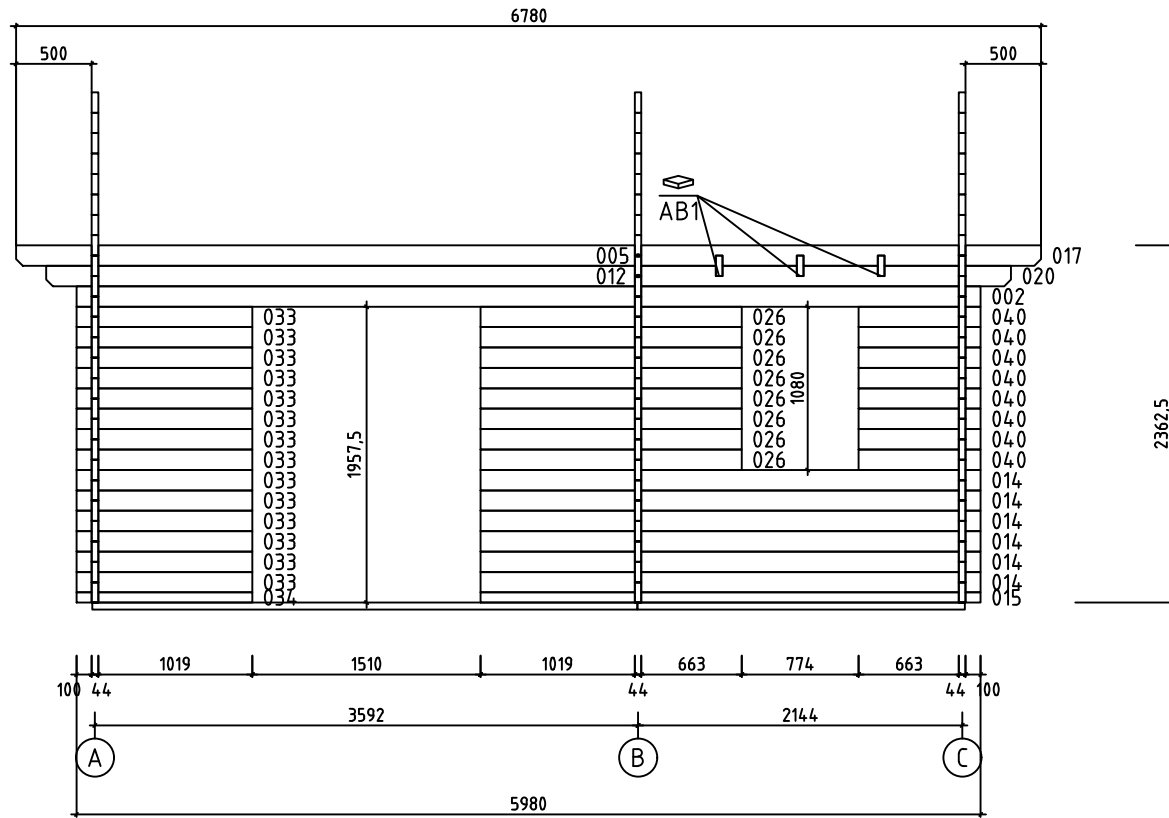


House	4444120	Sheet	7
Drawing	ROOFBEAMS-DACHBALKEN-DAKBALK	Scale	1:50
Material	70x140	Date	19.02.2024
Drawer	RP	File	4444120.dwg

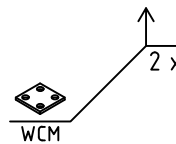
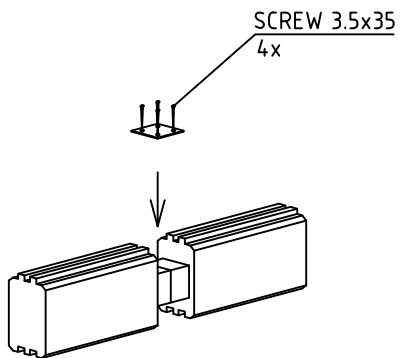




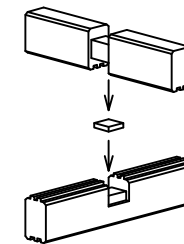
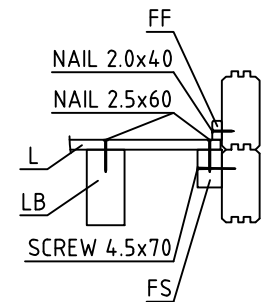
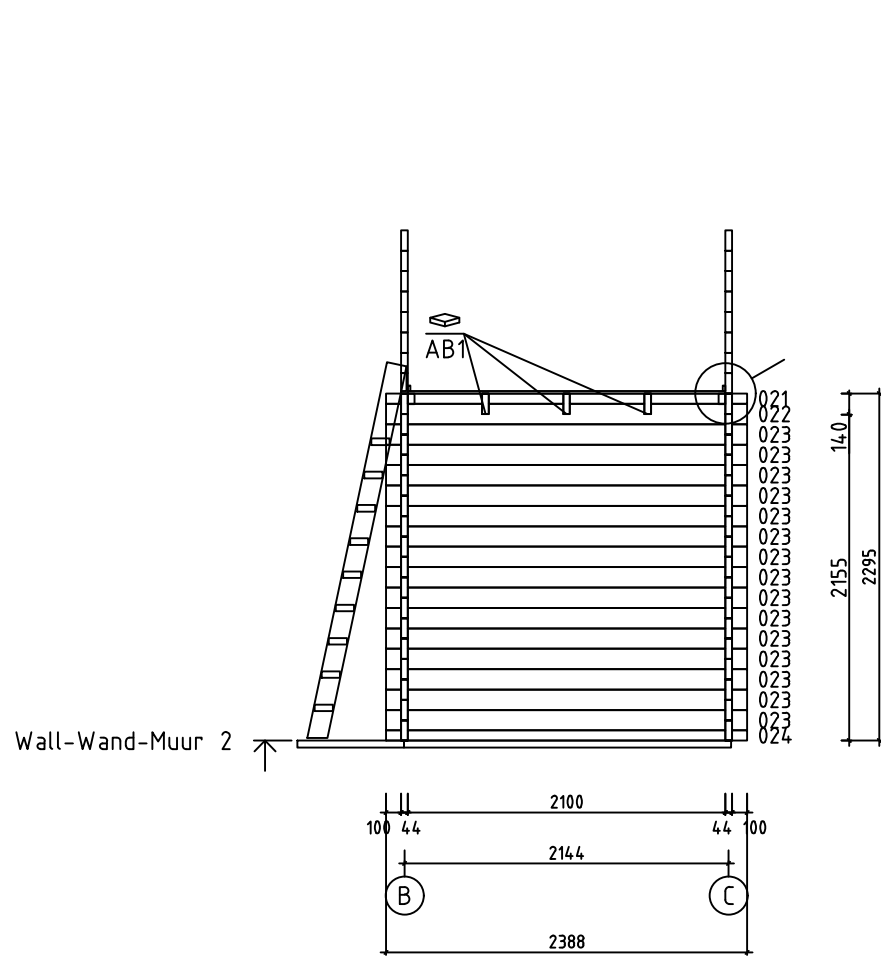




Wall-Wand-Muur 1 ↗

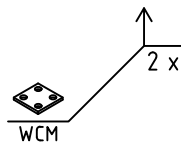
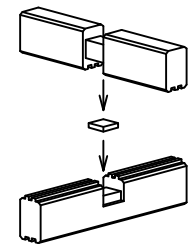
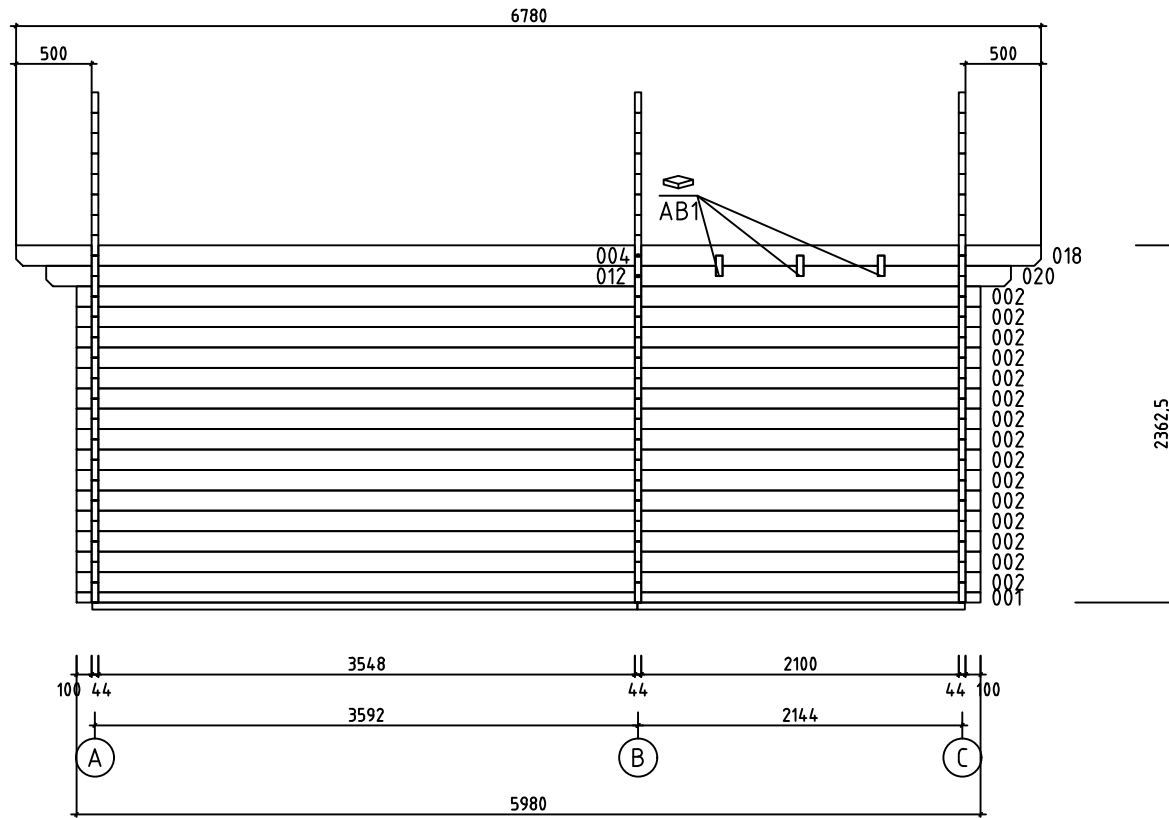


House	4444120	Sheet	11
Drawing	WALL-WAND-MUUR 1	Scale	1:50
Material	44x135	Date	19.02.2024
Drawer	RP	File	4444120.dwg

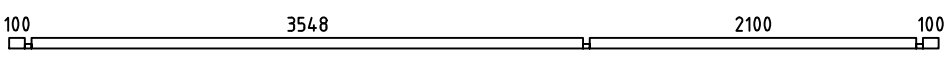

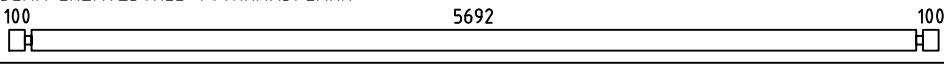



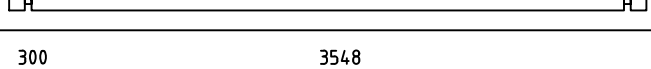


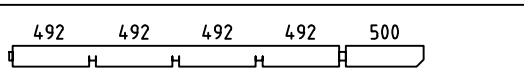
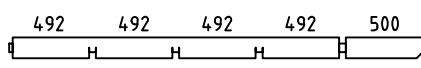
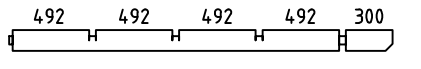
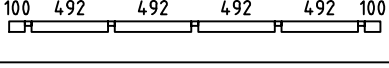
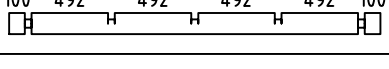





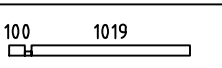
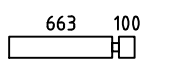
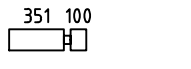





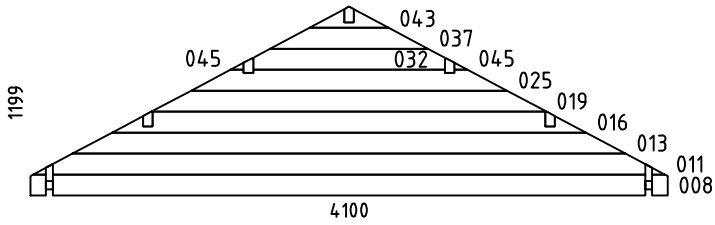
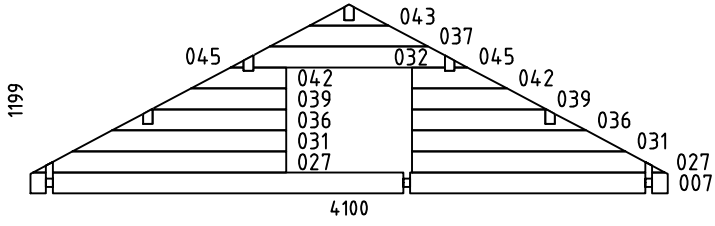
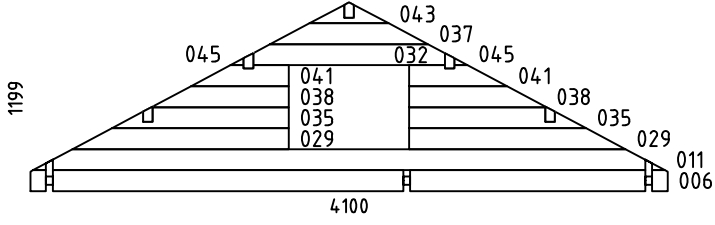
















House	4444120	Sheet	12
Drawing	WALL-WAND-MUUR 2	Scale	1:50
Material	44x135	Date	19.02.2024
Drawer	RP	File	4444120.dwg


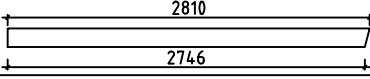



















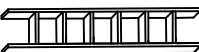
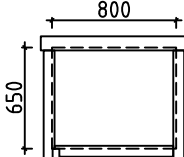
Wall-Wand-Muur 3 ↗

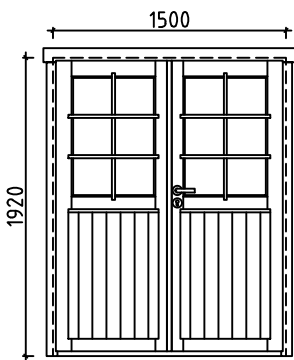
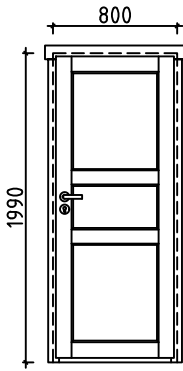
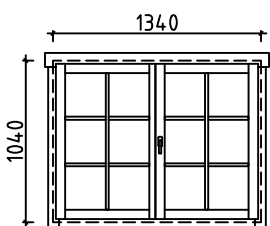
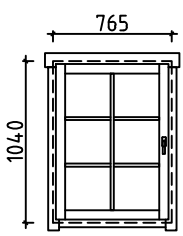
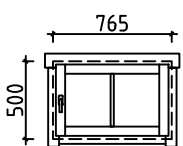


House	4444120	Sheet	13
Drawing	WALL-WAND-MUUR 3	Scale	1:50
Material	44x135	Date	19.02.2024
Drawer	RP	File	4444120.dwg

Pos	Specification-Bestimmung-Omschrijving	Pcs	Profile (mm)	L (mm)
001		1	44x68	5980
002		16	44x135	5980
003	SPARE BEAM-ERZATZBOHLE-VOORRAADPLANK 	1	44x135	5980
004		1	44x135	4114
005		1	44x135	4114
009		17	44x135	4100
010		8	44x135	4100
012		2	44x135	3914
014		6	44x135	3307
015		1	44x68	3307
017		1	44x135	2666
018		1	44x135	2666
020		2	44x135	2466
021		1	44x68	2388
022		1	44x135	2388
023		15	44x135	2388
024		1	44x68	2388
026		8	44x135	1726
028		15	44x135	1490
030		16	44x135	1375
033		14	44x135	1163
034		1	44x68	1163
040		8	44x135	807
044		30	44x135	495
LB1	LOFT FLOOR BEAM-SCHLAFBODENBALKEN-SLAAPVLOERBALKEN 	PM 3	44x135	4100
House 4444120		Material	File 4444120.dwg	Sheet 14

Pos	Specification-Bestimmung-Omschrijving	Pcs	Profile (mm)	L (mm)		
WA-1		1	44x1199	4100		
WB-1		1	44x1199	4100		
WC-1		1	44x1199	4100		
HB	HIT BLOCK-SCHLAGHÖLZER-BLAZENPLANK 	2	44x135	300		
FBI1	FLOORBEAMS-FUSSBODENBALKEN-VLOERBALKEN 	IMM	70x45	3750		
FBI2	FLOORBEAMS-FUSSBODENBALKEN-VLOERBALKEN 	IMM	70x45	3605		
FBI3	FLOORBEAMS-FUSSBODENBALKEN-VLOERBALKEN 	IMM	70x45	2165		
FS1	LOFT FLOOR FIXING SLAT-SCHLAFBODEN BEVESTIGUNGSLEISTE-SLAAPVLOER BEVESTIGING PLINT 	2	45x70	2250		
FS2	LOFT FLOOR FIXING SLAT-SCHLAFBODEN BEVESTIGUNGSLEISTE-SLAAPVLOER BEVESTIGING PLINT 	2	45x70	1505		
RB5	ROOFBEAMS-DACHBALKEN-DAKBALK 	2	70x140	4114		
RB1	ROOFBEAMS-DACHBALKEN-DAKBALK 	2	70x140	4114		
RB3	ROOFBEAMS-DACHBALKEN-DAKBALK 	1	70x140	4114		
RB6	ROOFBEAMS-DACHBALKEN-DAKBALK 	2	70x140	2666		
RB2	ROOFBEAMS-DACHBALKEN-DAKBALK 	2	70x140	2666		
RB4	ROOFBEAMS-DACHBALKEN-DAKBALK 	1	70x140	2666		
F1	FLOORBOARD-FUSSBODENBRETT-VLOERPLANK  or-oder-of	34+1 44+1	18x114 18x88	3540		
F2	FLOORBOARD-FUSSBODENBRETT-VLOERPLANK  or-oder-of	34+1 44+1	18x114 18x88	2095		
L1	LOFT FLOOR BOARD-SCHLAFBODENBRETT -SLAAPVLOERPLANK  or-oder-of	34+1 44+1	18x114 18x88	2095		
R1	ROOFBOARD-DACHBRETT-DAKPLANK  or-oder-of	120+2 156+2	18x114 18x88	2760		
House	4444120	Material	File	4444120.dwg	Sheet	15

Pos	Specification-Bestimmung-Omschrijving	Pcs	Profile (mm)	L (mm)		
FF1	FLOOR FILLET-FUSSBODENLEISTE-VLOERPLINT 		18x35	43m		
GB1	GABLE BOARD-GIEBELBLENDE-GEVELPLANK 	4	18x120	2810		
GS1	ROOF FELT FILLET-GIEBELLEISTE-GEVELLIJST 	4	18x70	2810		
EB1	EAVE BOARD-TRAUFBRETT-AFDEKPLANK 	4	18x90	3390		
ES1	EAVE SLAT-TRAUFFENLEISTE-AFDEKLIJST 	4	30x40	3390		
DB1	DIAMOND-RAUTE-DIAMANT 	2	18x90	200		
AB1	ASSEMBLING BOARD-MONTAGE BOARD-MONTAGE PLANK 	9	15x30	30		
SS1	STORM SLAT-STURMLEISTE-STORMLIJST 	4	18x35	2300		
SS2	STORM SLAT-STURMLEISTE-STORMLIJST 	2	18x35	2190		
RCM	ROOFBEAMS CONNECTING METAL-DACHBALKEN BEFESTIGUNGSMETALLE-DAKBALKEN POOLING METALEN 	5	∅6.0	200		
WCM	WALLBEAMS CONNECTING METAL-WANDBOEHLEN BEFESTIGUNG METALLE-MUURBALKEN POOLING METALEN 	4	25	25		
	SCREWS-SCHRAUBEN-SCHROEF FOR-FÜR-VOOR SS1, SS2 	18	∅6.0	50		
	WASHER-SCHEIBE-SCHIJF FOR-FÜR-VOOR SS1, SS2 	18	∅6.0	18		
	NAIL-NAGEL-NAGEL FOR-FÜR-VOOR FF1 	100	∅2.0	40		
	NAIL-NAGEL-NAGEL FOR-FÜR-VOOR F1, F2, L1, R1 	1440	∅2.5	60		
	SCREWS-SCHRAUBEN-SCHROEF FOR-FÜR-VOOR WCM 	16	∅3.5	35		
	SCREWS-SCHRAUBEN-SCHROEF FOR-FÜR-VOOR GB1, GS1, EB1, ES1, DB1 	90	∅4.5	50		
	SCREWS-SCHRAUBEN-SCHROEF FOR-FÜR-VOOR FS1, FS2 	20	∅4.5	70		
	SCREWS-SCHRAUBEN-SCHROEF FOR-FÜR-VOOR 001, 015, 024, 034 	10	∅4.5	90		
	SCREWS-SCHRAUBEN-SCHROEF FOR-FÜR-VOOR FBI1, FBI2, FBI3 	60	∅5.0	120		
	SCREWS-SCHRAUBEN-SCHROEF FOR-FÜR-VOOR RB1 - RB6, LB1 	30	∅6.0	160		
	STAIRS-TREPPE-TRAP 	1	500	2540		
	FRAME AROUND LOFT ENTRANCE-ZARGEN UM SCHLAFBODEN EINGANG -FRAME ROND SLAAPVLOOR ENTREE 	1	800	650		
House	4444120	Material	File	4444120.dwg	Sheet	16

Pos	Specification-Bestimmung-Omschrijving	Pcs	Profile (mm)	L (mm)		
	DOUBLEDORR-DOPPELTÜR-DUBBELE DEUR (right-rechts-rechts) AST_PRE 	P 1 1 1 1 2	1500 1920	1920		
	INNER DOOR-INNENTÜR-BINNEN DEUR (1x right-rechts-droit; 1x left-links-links) AST 	P+V 2 2	800	1990		
	DOUBLE WINDOW-DOPPEL FENSTER-DUBBELE VENSTER (right-rechts-rechts) AST_PRE 	P 1 2 1	1340	1040		
	WINDOW-FENSTER-VENSTER (left-links-links) AST_PRE 	V 1 1 1	765	1040		
	WINDOW-FENSTER-VENSTER (right-rechts-rechts) AST_PRE 	P 1 1 1	765	500		
House	4444120	Material	File	4444120.dwg	Sheet	17

#001		5980	1
#002	1,3	5980	16
#003	4	5980	1
#004	3	4114	1
#005	1	4114	1
#006	C	4100	1
#007	B	4100	1
#008	A	4100	1
#009	B,C	4100	17
#010	A	4100	8
#011	A,C	4066	2
#012	1,3	3914	2
#013	A	3558	1
#014	1	3307	6
#015	1	3307	1
#016	A	3050	1
#017	1	2666	1
#018	3	2666	1
#019	A	2528	1
#020	1,3	2466	2
#021	2	2388	1
#022	2	2388	1
#023	2	2388	15
#024	2	2388	1
#025	A	2033	1
#026	1	1726	8
#027	B	1628	2
#028	B	1490	15
#029	C	1392	2
#030	A	1375	16
#031	B	1374	2
#032	A,B,C	1234	3
#033	1	1163	14
#034	1	1163	1
#035	C	1138	2
#036	B	1120	2
#037	A,B,C	1017	3
#038	C	877	2
#039	B	859	2
#040	1	807	8
#041	C	630	2
#042	B	612	2
#043	A,B,C	508	3
#044	B	495	30
#045	A,B,C	85	6