

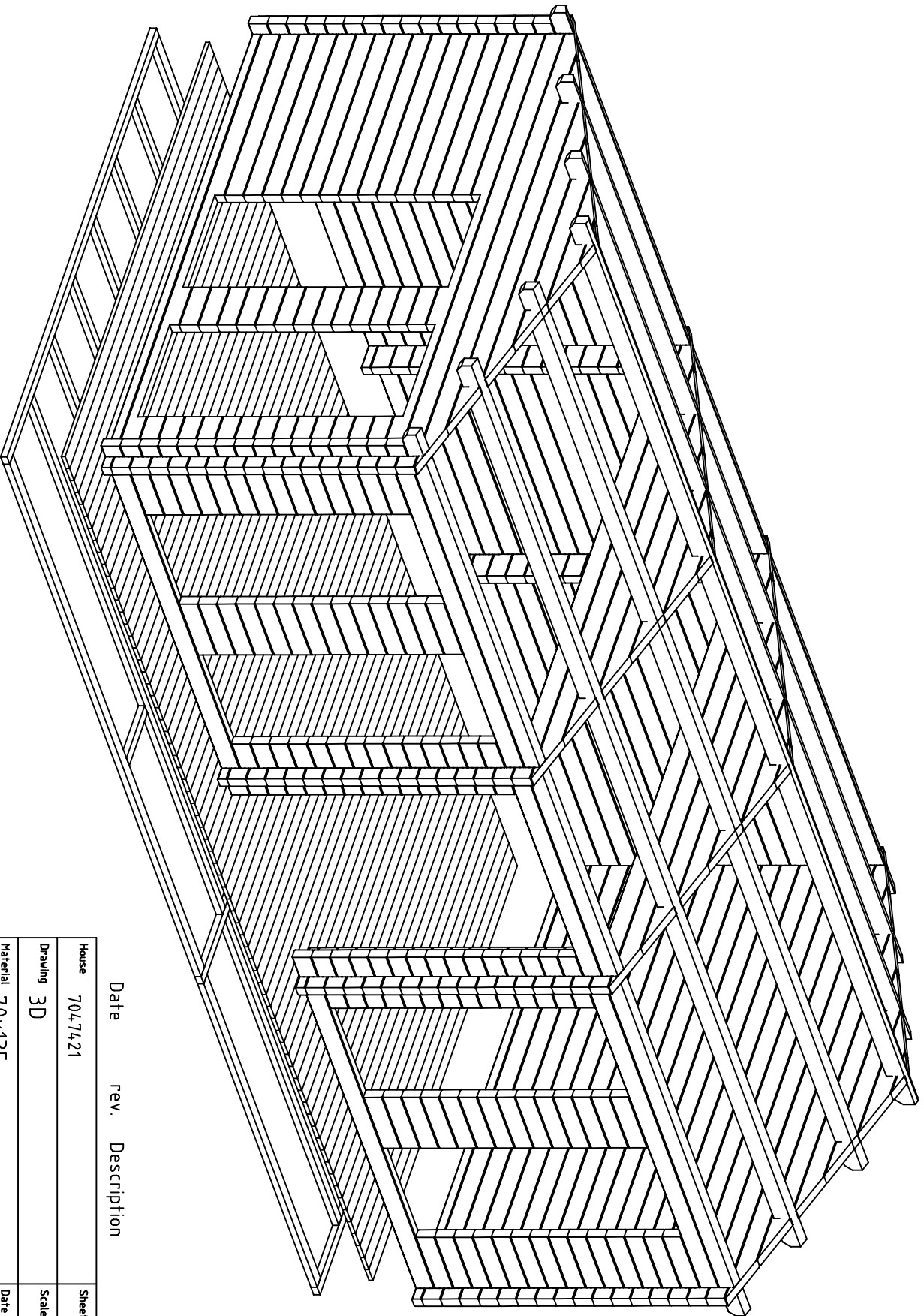
Date	rev.	Description
------	------	-------------

House	704.74.21	Sheet 1
-------	-----------	---------

Drawing	3D	Scale
---------	----	-------

Material	70x135	Date	01.09.2022
----------	--------	------	------------

Drawer	RP	File	704.74.21 3D.dwg
--------	----	------	------------------



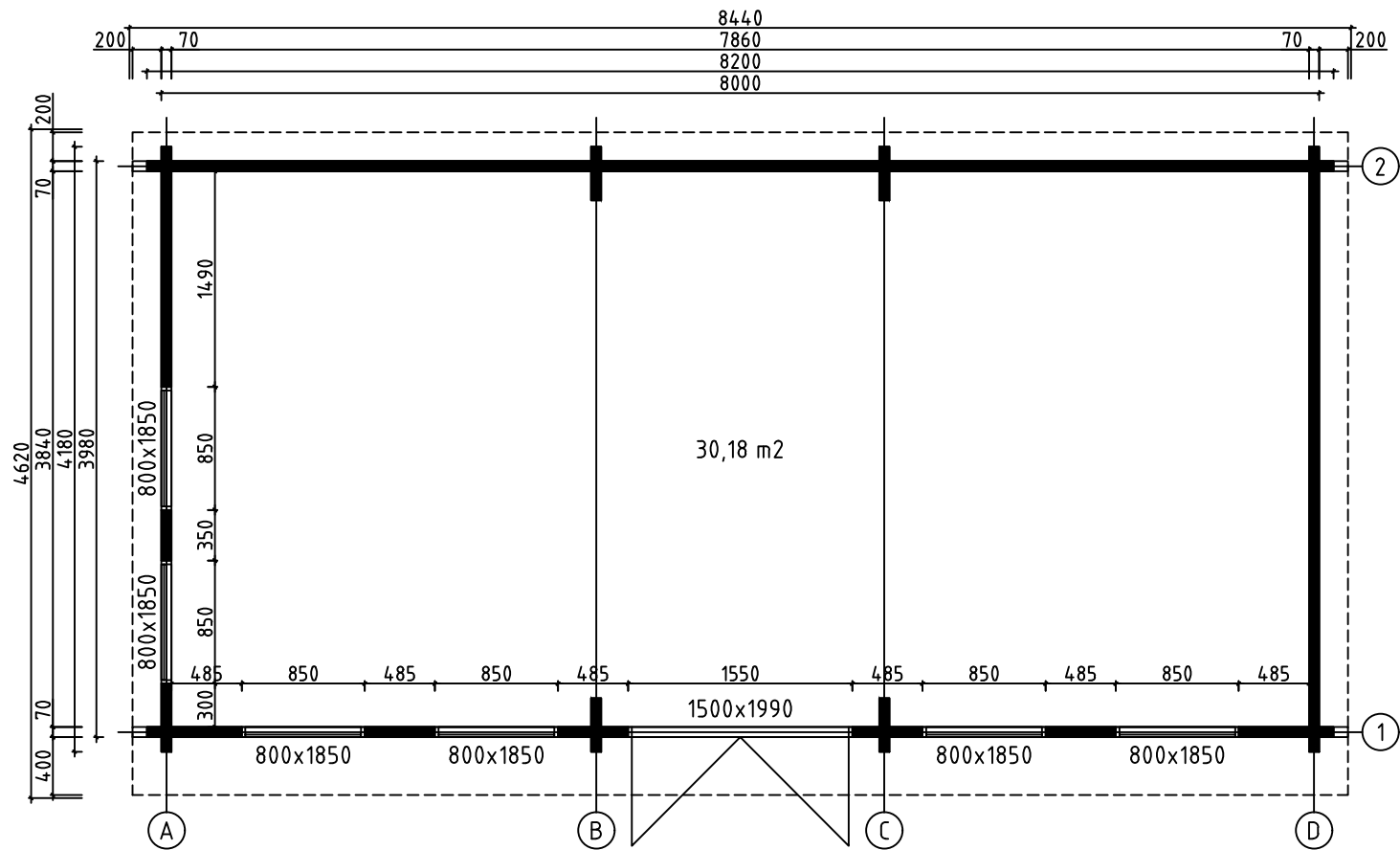
Date rev. Description

House	704.7421	Sheet	2
-------	----------	-------	---

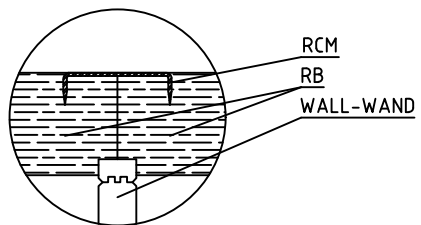
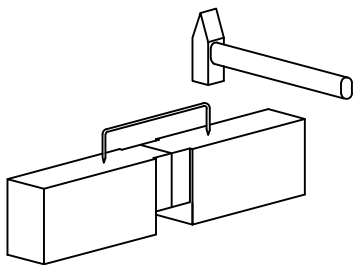
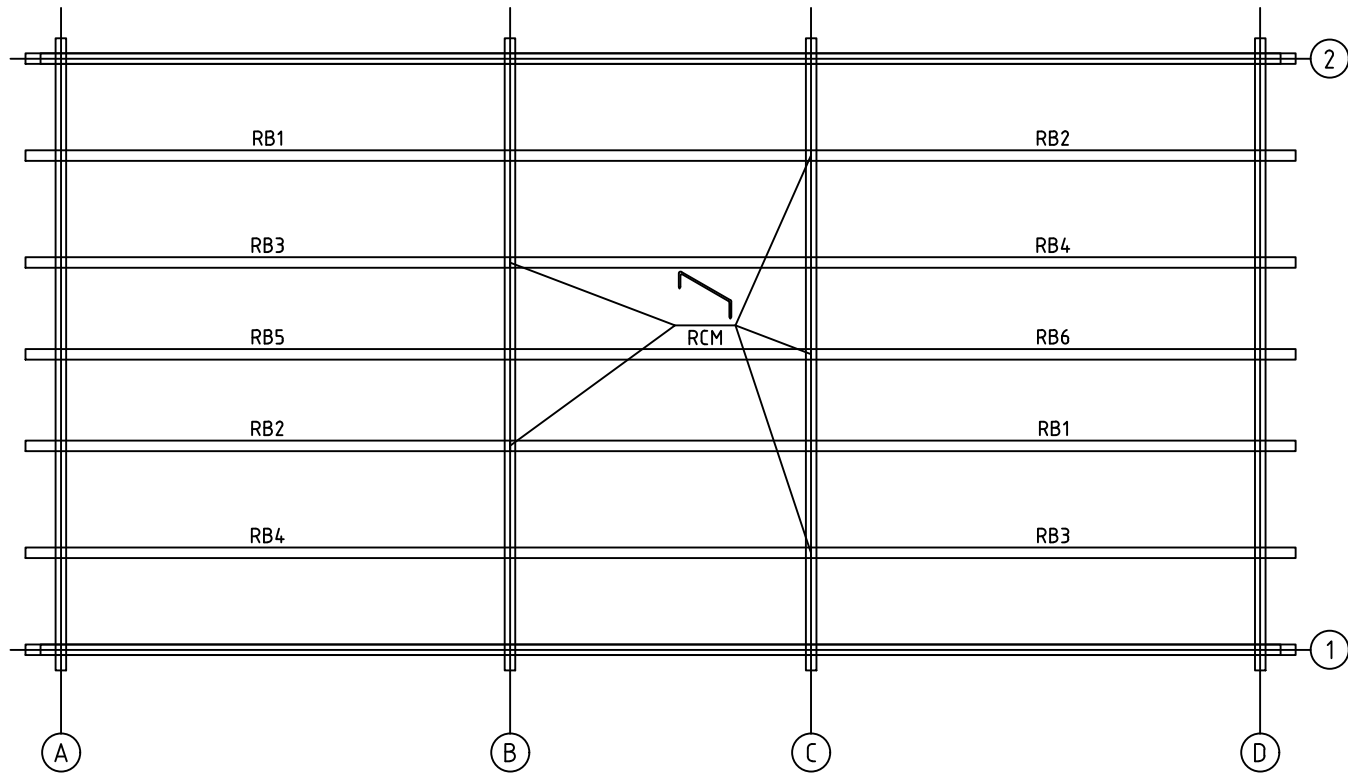
Drawing	3D	Scale	
---------	----	-------	--

Material	70x135	Date	01.09.2022
----------	--------	------	------------

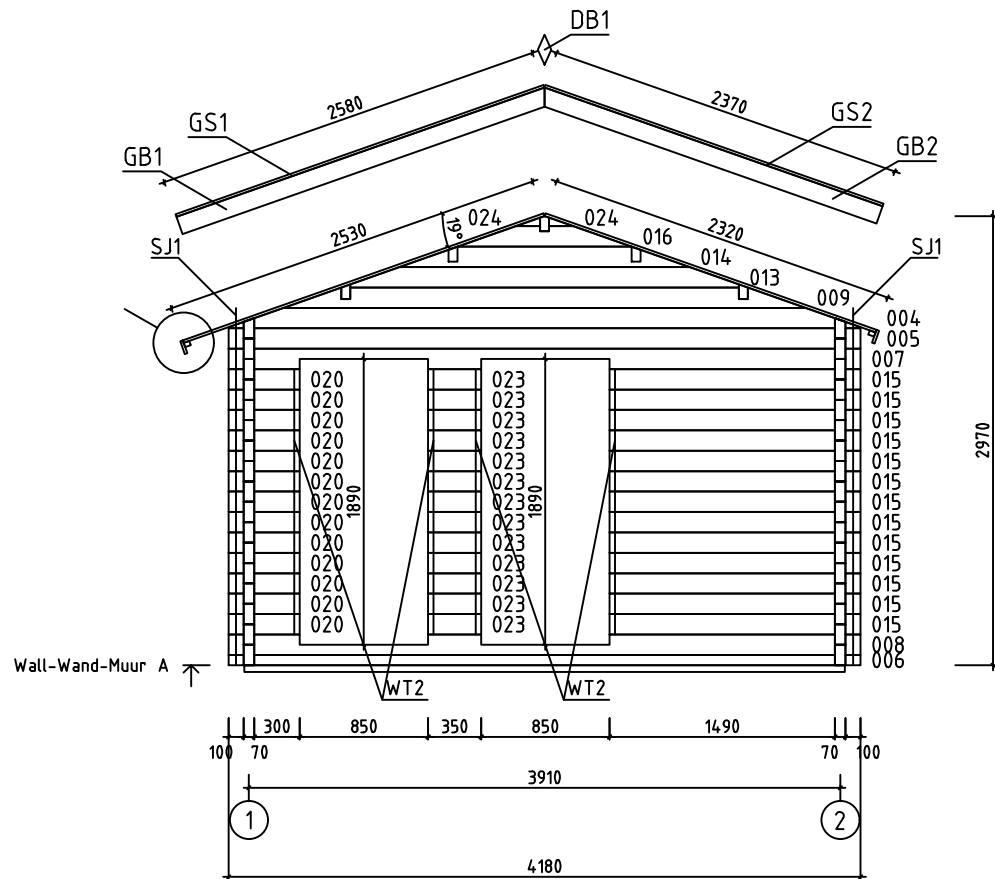
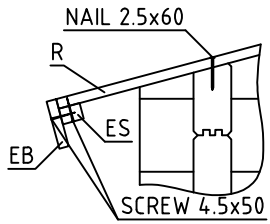
Drawer	RP	File	704.7421.3D.dwg
--------	----	------	-----------------



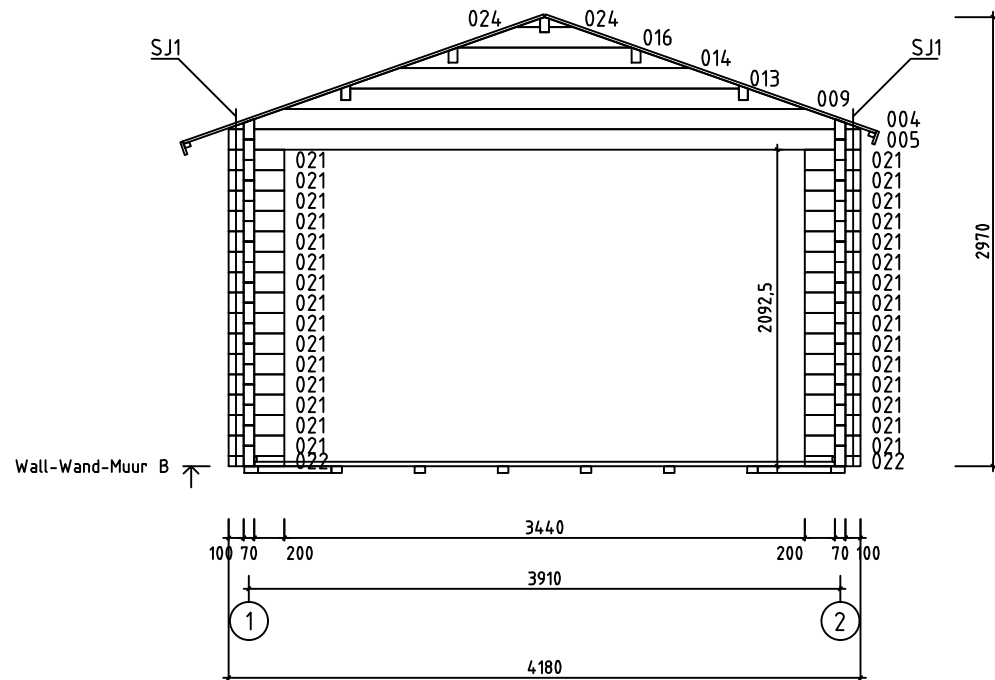
House	7047421	Sheet	3
Drawing	GRUNDPLAN-GRUNDPLAN-PLAN	Scale	1:50
Material	70x135	Date	01.09.2022
Drawer	RP	File	7047421.dwg



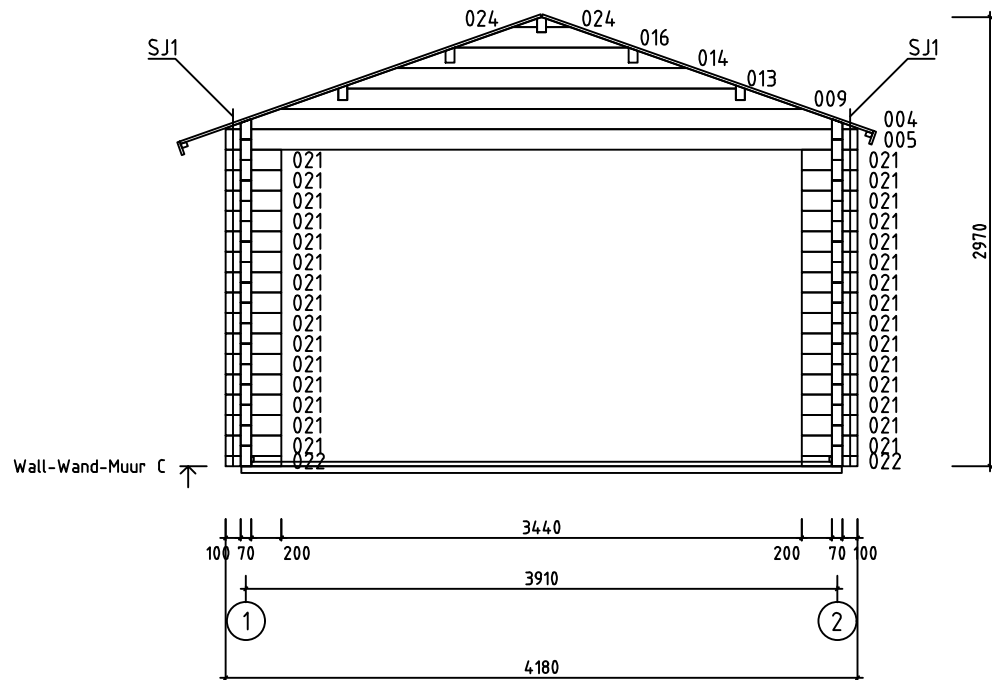
House	7047421	Sheet	5
Drawing	ROOFBEAMS-DACHBALKEN-DAKBALK	Scale	1:50
Material	70x140	Date	01.09.2022
Drawer	RP	File	7047421.dwg



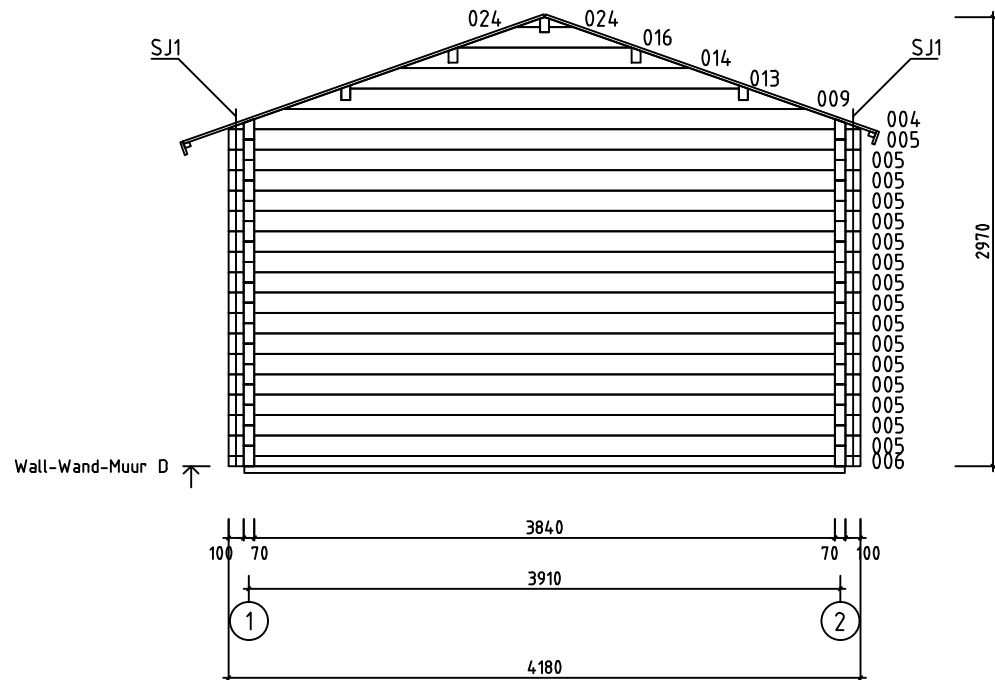
House	7047421	Sheet	6
Drawing	WALL-WAND-MUUR A	Scale	1:50
Material	70x135	Date	01.09.2022
Drawer	RP	File	7047421.dwg



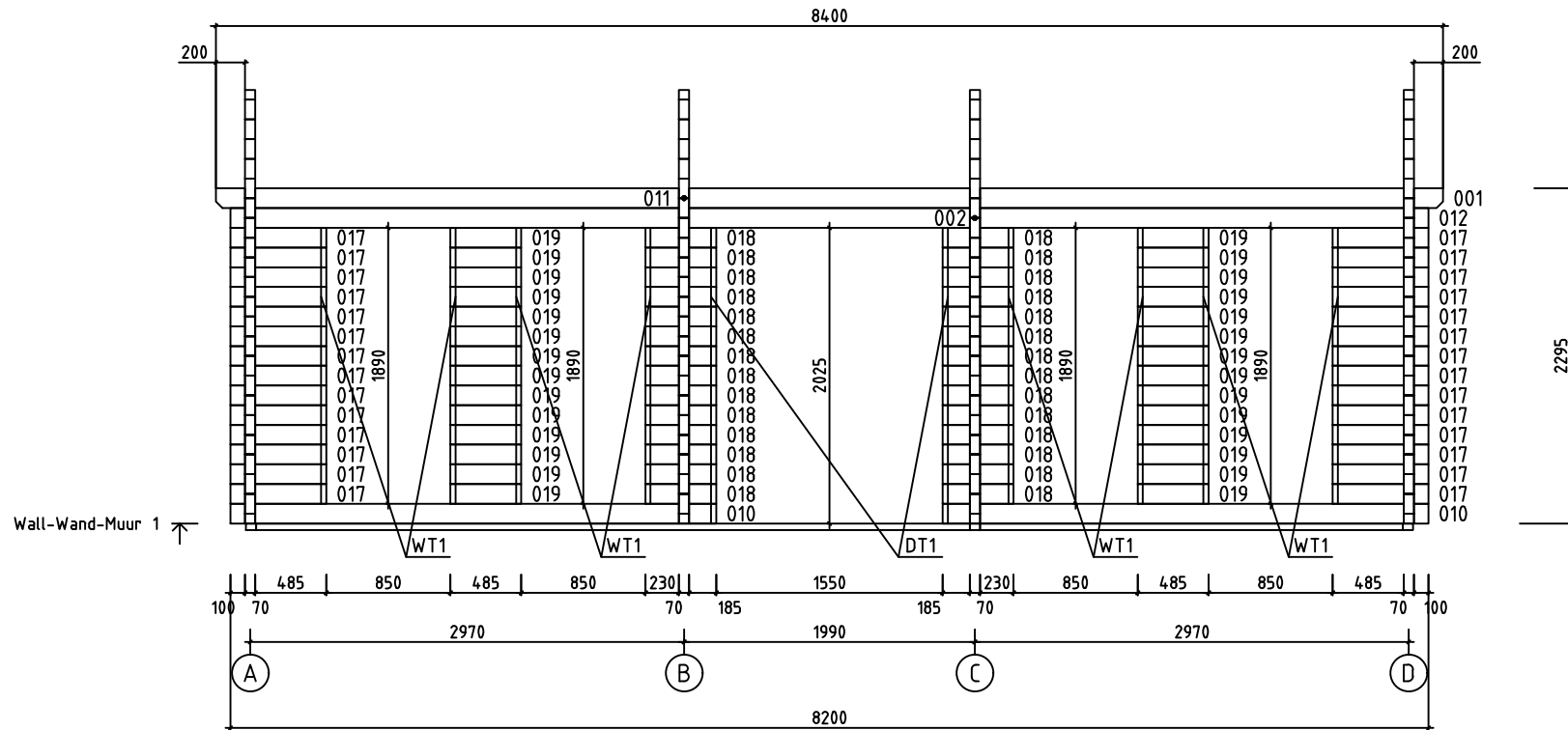
House	7047421	Sheet	7
Drawing	WALL-WAND-MUUR B	Scale	1:50
Material	70x135	Date	01.09.2022
Drawer	RP	File	7047421.dwg



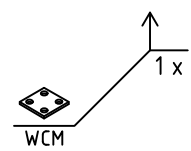
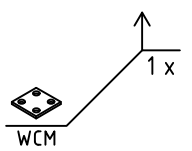
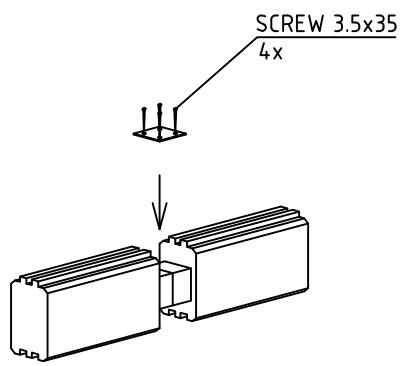
House	7047421	Sheet	8
Drawing	WALL-WAND-MUUR C	Scale	1:50
Material	70x135	Date	01.09.2022
Drawer	RP	File	7047421.dwg






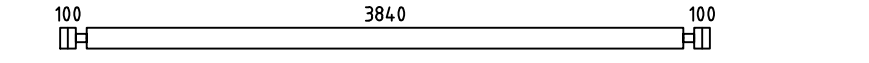
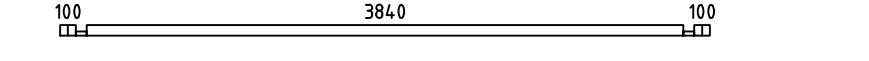
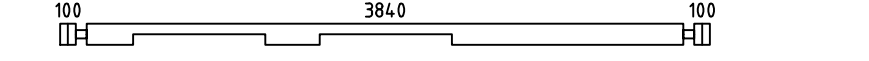
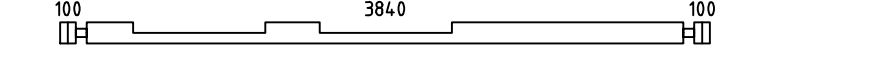











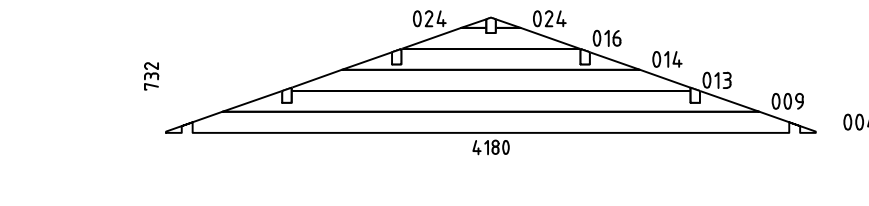



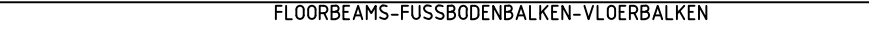
House	7047421	Sheet	9
Drawing	WALL-WAND-MUUR D	Scale	1:50
Material	70x135	Date	01.09.2022
Drawer	RP	File	7047421.dwg








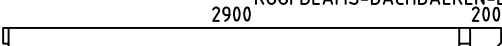
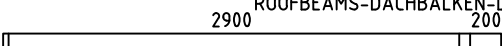


































Wall-Wand-Muur 1 ↑



House	7047421	Sheet	10
Drawing	WALL-WAND-MUUR 1	Scale	1:50
Material	70x135	Date	01.09.2022
Drawer	RP	File	7047421.dwg

Pos	Specification-Bestimmung-Omschrijving	Pcs	Profile (mm)	L (mm)		
001		2	70x135	5195		
002		17	70x135	5095		
003	SPARE BEAM-ERZATZBOHLE-VOORRAADPLANK 	1	70x135	5095		
005		19	70x135	4180		
006		2	70x68	4180		
007		1	70x135	4180		
008		1	70x135	4180		
010		2	70x135	3325		
011		2	70x135	3205		
012		17	70x135	3105		
015		13	70x135	1660		
017		28	70x135	655		
018		28	70x135	485		
019		28	70x135	485		
020		13	70x135	470		
021		60	70x135	370		
022		4	70x68	370		
023		13	70x135	350		
WA-1 WB-1 WC-1 WD-1		4	70x732	4180		
HB	HIT BLOCK-SCHLAGHÖLZER-BLAZENPLANK 	2	70x135	300		
FBI3	FLOORBEAMS-FUSSBODENBALKEN-VLOERBALKEN 	IMM	2	90x45	4885	
FBI4	FLOORBEAMS-FUSSBODENBALKEN-VLOERBALKEN 	IMM	2	90x45	2895	
FBI5	FLOORBEAMS-FUSSBODENBALKEN-VLOERBALKEN 	IMM	6	70x45	4885	
House	7047421	Material	File	7047421.dwg	Sheet	12

Pos	Specification-Bestimmung-Omschrijving	Pcs	Profile (mm)	L (mm)	
FBI1	FLOORBEAMS-FUSSBODENBALKEN-VLOERBALKEN 	IMM	3	70x45	3970
FBI6	FLOORBEAMS-FUSSBODENBALKEN-VLOERBALKEN 	IMM	6	70x45	2895
FBI2	FLOORBEAMS-FUSSBODENBALKEN-VLOERBALKEN 	IMM	2	70x45	485
RB4	ROOFBEAMS-DACHBALKEN-DAKBALK 1920 2900 200 		2	70x140	5195
RB1	ROOFBEAMS-DACHBALKEN-DAKBALK 200 2900 1920 		2	70x140	5195
RB5	ROOFBEAMS-DACHBALKEN-DAKBALK 200 2900 1920 		1	70x140	5195
RB2	ROOFBEAMS-DACHBALKEN-DAKBALK 2900 200 		2	70x140	3205
RB3	ROOFBEAMS-DACHBALKEN-DAKBALK 2900 200 		2	70x140	3205
RB6	ROOFBEAMS-DACHBALKEN-DAKBALK 2900 200 		1	70x140	3205
F1	FLOORBOARD-FUSSBODENBRETT-VLOERPLANK  or-order-of	69+1 90+1	28x114 28x88	3835	
R1	ROOFBOARD-DACHBRETT-DAKPLANK  or-order-of	74+1 96+1	18x114 18x88	2530	
R2	ROOFBOARD-DACHBRETT-DAKPLANK  or-order-of	74+1 96+1	18x114 18x88	2320	
FF1	FLOOR FILLET-FUSSBODENLEISTE-VLOERPLINT 		18x35	25m	
GB1	GABLE BOARD-GIEBELLENDE-GEVELPLANK 		2	18x120	2580
GB2	GABLE BOARD-GIEBELLENDE-GEVELPLANK 		2	18x120	2370
GS1	ROOF FELT FILLET-GIEBELLEISTE-GEVELLIJST 		2	18x70	2580
GS2	ROOF FELT FILLET-GIEBELLEISTE-GEVELLIJST 		2	18x70	2370
EB1	EAVE BOARD-TRAUFBRETT-AFDEKPLANK 		6	18x90	2800
ES1	EAVE SLAT-TRAUFFENLEISTE-AFDEKLIJST 		6	30x40	2800
DB1	DIAMOND-RAUTE-DIAMANT 		2	18x90	200
DT1	DOOR ASSEMBLING PROFILE-TÜR INSTALLIERUNGSPROFIL -DEUR INSTALLATIE PROFIL 		2	70x43	1990
WT1	WINDOW ASSEMBLING PROFILE-FENSTER INSTALLIERUNGSPROFIL -VENSTER INSTALLATIE PROFIL 		8	70x43	1850
WT2	WINDOW ASSEMBLING PROFILE-FENSTER INSTALLIERUNGSPROFIL -VENSTER INSTALLATIE PROFIL 		4	70x43	1720
SJ1	SCREW JOINT-GEWINDESTANGE -STELSCHROEF 		8	M10	2280
RCM	ROOFBEAMS CONNECTING METAL-DACHBALKEN BEFESTIGUNGSMETALLE-DAKBALKEN POOLING METALEN 		5	ø6.0	200
House	7047421	Material	File	7047421.dwg	Sheet 13

Pos	Specification-Bestimmung-Omschrijving	Pcs	Profile (mm)	L (mm)	
WCM	WALLBEAMS CONNECTING METAL-WANDBOHLNEN BEFESTIGUNG METALLE-MUURBALKEN POOLING METALEN		19	50	50
	NAIL-NAGEL-NAGEL FOR-FÜR-VOOR FF1		60	∅2.0	40
	NAIL-NAGEL-NAGEL FOR-FÜR-VOOR F1, R1, R2		1500	∅2.5	60
	SCREWS-SCHRAUBEN-SCHROEF FOR-FÜR-VOOR WCM		76	∅3.5	35
	SCREWS-SCHRAUBEN-SCHROEF FOR-FÜR-VOOR GB1, GB2, GS1, GS2, EB1, ES1, DB1		100	∅4.5	50
	SCREWS-SCHRAUBEN-SCHROEF FOR-FÜR-VOOR 006, 022		20	∅4.5	90
	SCREWS-SCHRAUBEN-SCHROEF FOR-FÜR-VOOR FBI1, FBI2, FBI3, FBI4, FBI5, FBI6		80	∅5.0	120
	SCREWS-SCHRAUBEN-SCHROEF FOR-FÜR-VOOR RB1, RB2, RB3, RB4, RB5, RB6		25	∅5.0	120
	DOUBLEDOOR-DOPPELTÜR-DUBBELE DEUR (right-rechts-rechts) AST_PRE	    	P 1 1 1 1	1500	1990
	WINDOW-FENSTER-VENSTER (4x right-rechts-rechts; 2x left-links-links) AST_1H	  	P+V 4+2 6 6	800	1850

#001	1,2	5195	2
#002	1,2	5095	17
#003		5095	1
#004	A,B,C,D	4180	4
#005	A,B,C,D	4180	19
#006	A,D	4180	2
#007	A	4180	1
#008	A	4180	1
#009	A,B,C,D	3456	4
#010	1	3325	2
#011	1,2	3205	2
#012	1,2	3105	17
#013	A,B,C,D	2568	4
#014	A,B,C,D	1920	4
#015	A	1660	13
#016	A,B,C,D	1152	4
#017	1	655	28
#018	1	485	28
#019	1	485	28
#020	A	470	13
#021	B,C	370	60
#022	B,C	370	4
#023	A	350	13
#024	A,B,C,D	162	8