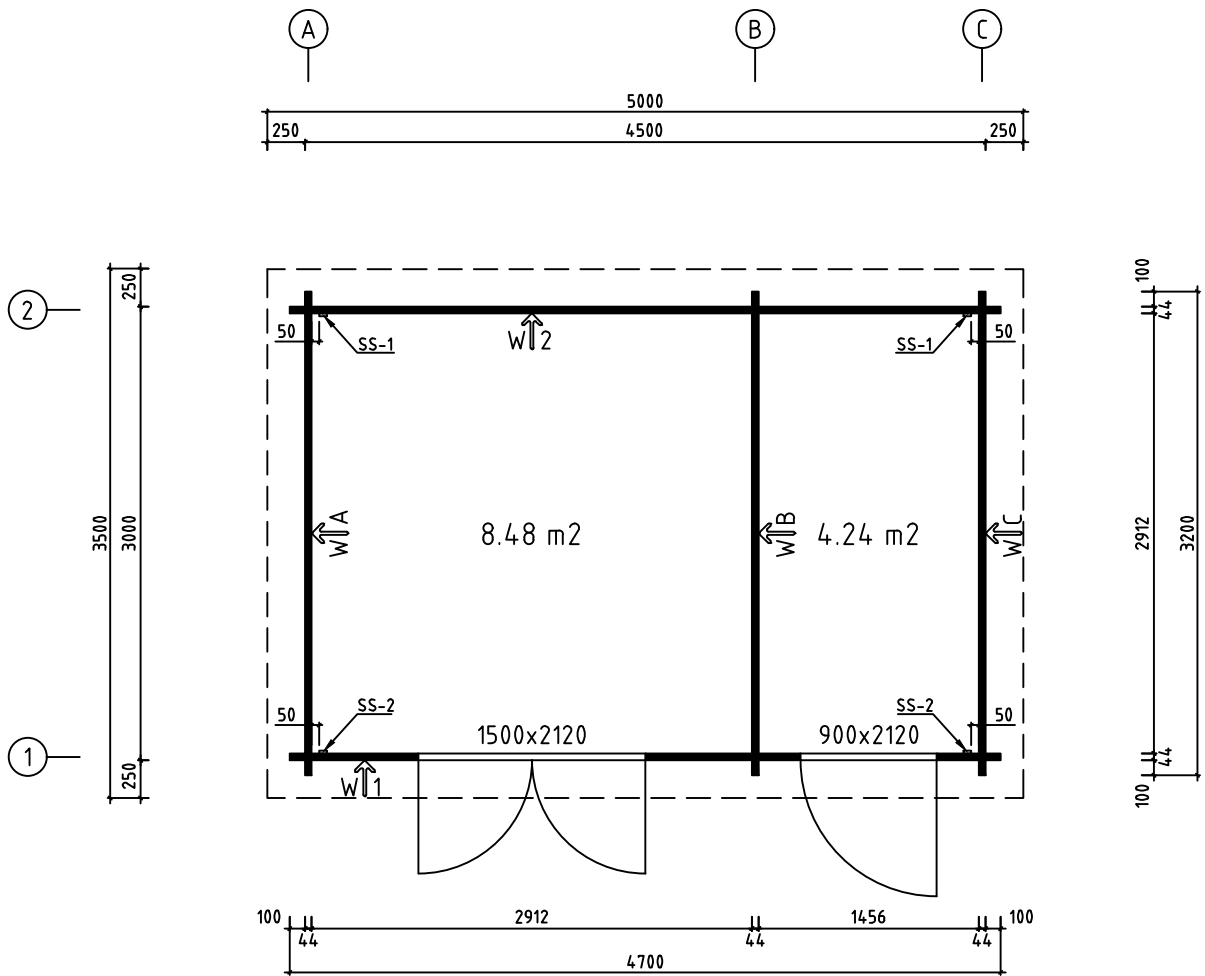
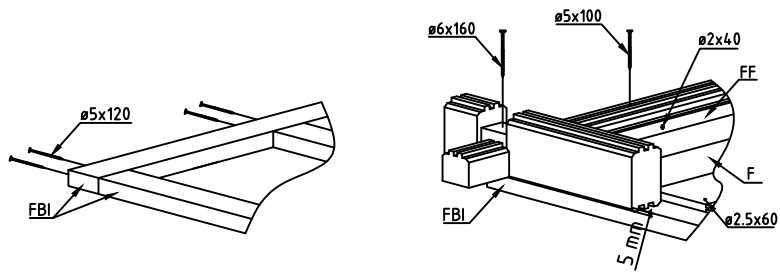
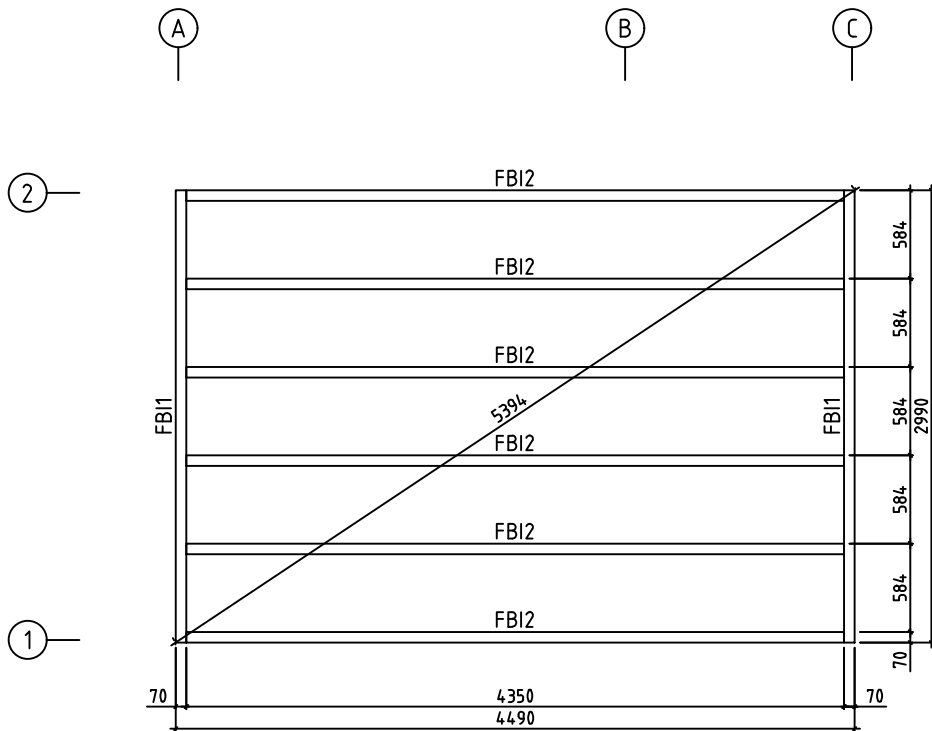


Name-Name-Nom 4410820	Page-Seite-Page 1
View-Aussicht-Vue 3D	Scale-Maßstab-Echelle 1:50
Material-Material-Matériel 44x135	Date-Datum-Date 30.06.2025
Drafter-Zeichner-Rédacteur EJ	File

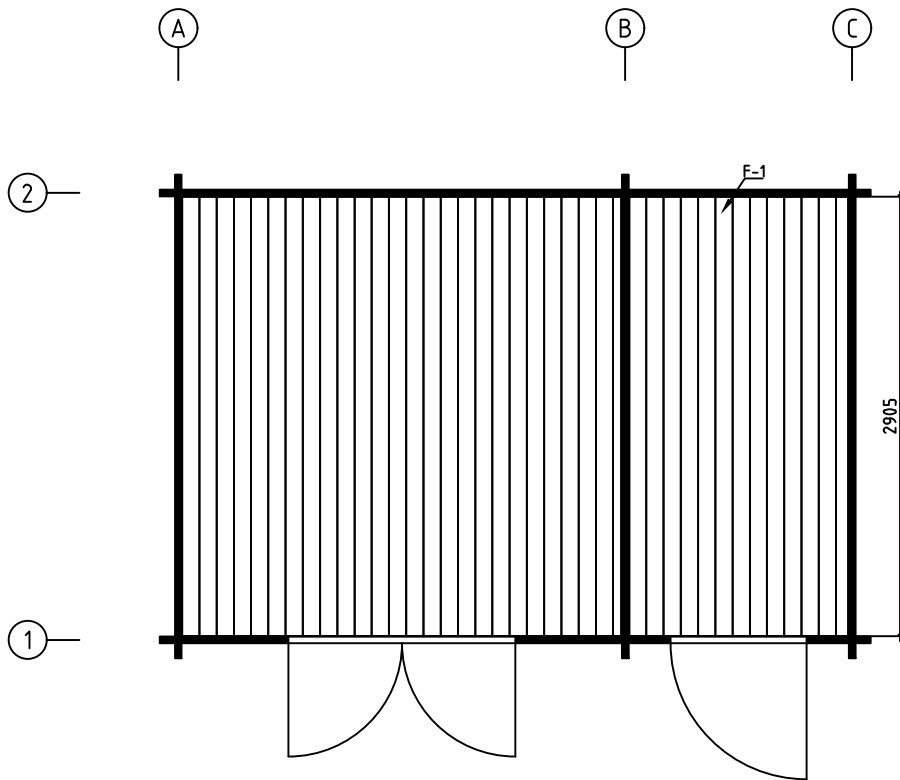
H = 1.600 m
TOTAL: 12.72 m²



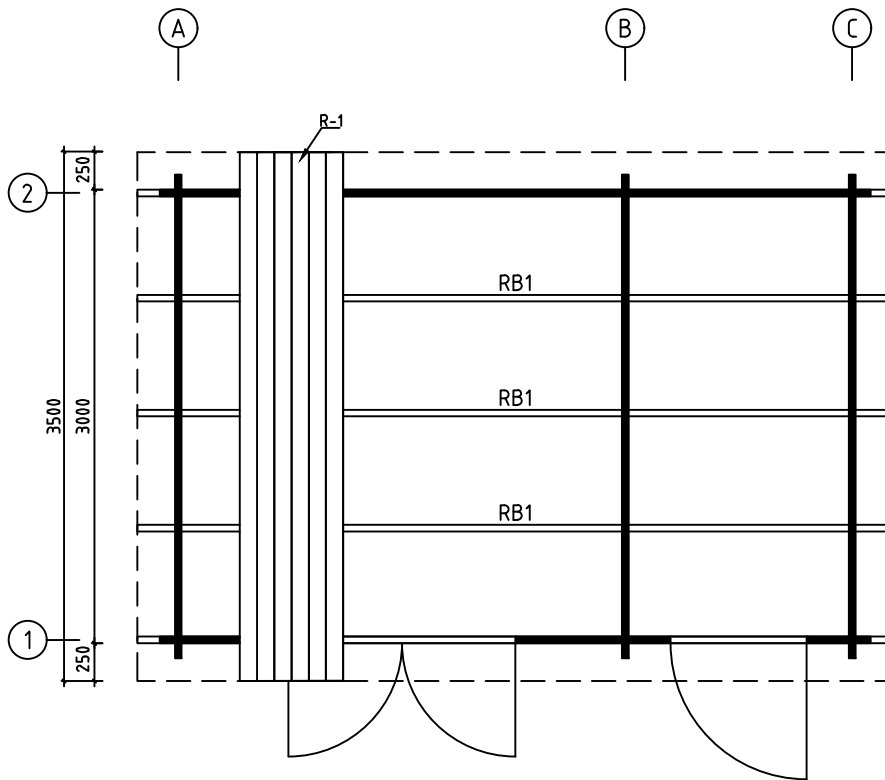
Name-Name-Nom 4410820	Page-Seite-Page 2
View-Aussicht-Vue GROUNDPLAN - GRUNDPLAN - PLAN DE MASSE 1:50	Scale-Maßstab-Echelle
Material-Material-Matériel 44x135	Date-Datum-Date 30.06.2025
Drafter-Zeichner-Rédacteur EJ	File



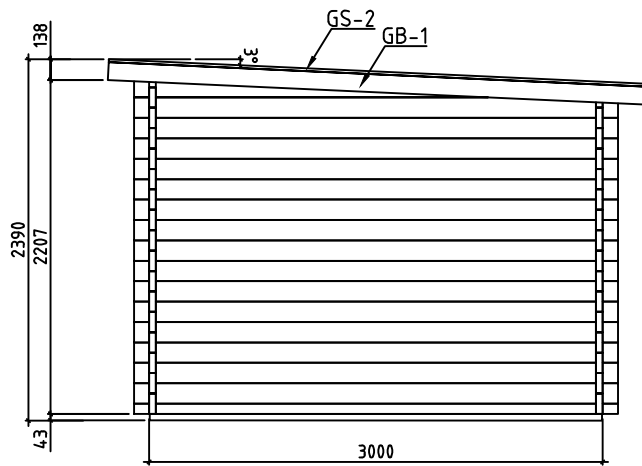
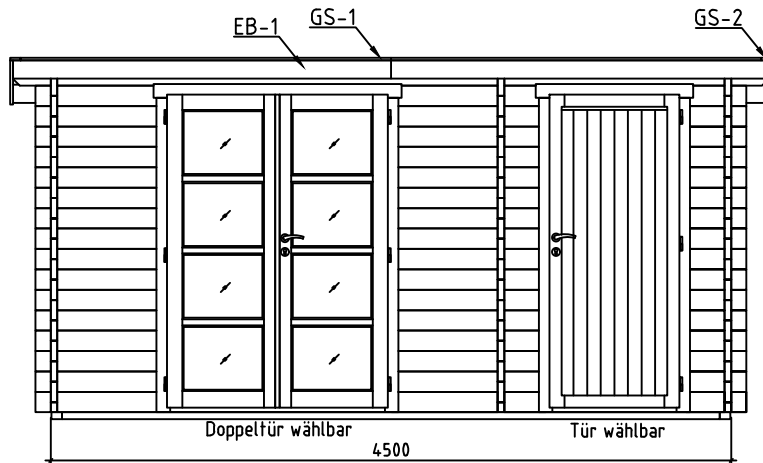
Name-Name-Nom 4410820	Page-Seite-Page 3
View-Aussicht-Vue FOUNDATION - FUNDAMENT - FONDATION	Scale-Maßstab-Echelle 1:50
Material-Material-Matériel 70x45	Date-Datum-Date 30.06.2025
Drafter-Zeichner-Rédacteur EJ	File



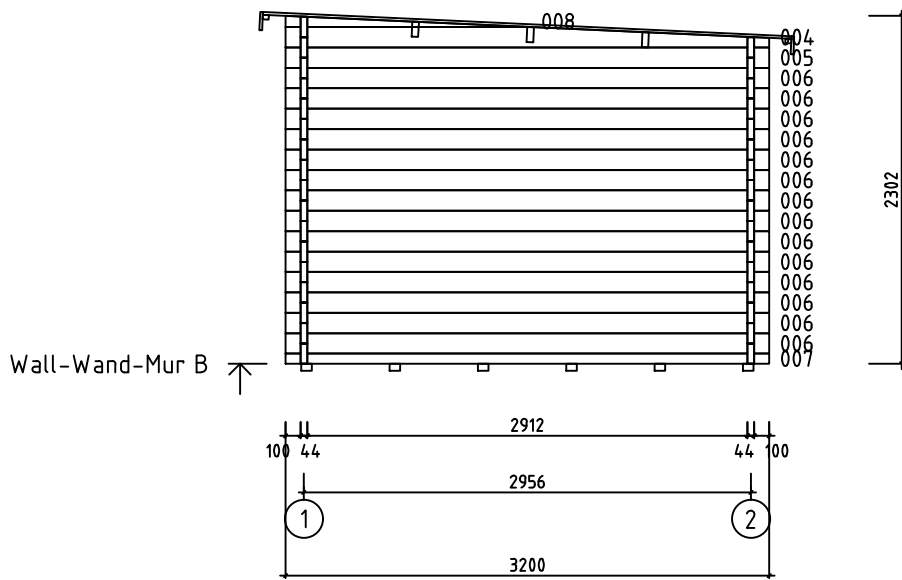
Name-Name-Nom 4410820		Page-Seite-Page 4
View-Aussicht-Vue GROUNDPLAN - GRUNDPLAN - PLAN DE MASSE		Scale-Maßstab-Echelle 1:50
Material-Material-Matériel 18mm		Date-Datum-Date 30.06.2025
Drafter-Zeichner-Rédacteur EJ	File	



Name-Name-Nom 4410820		Page-Seite-Page 5
View-Aussicht-Vue ROOF PLAN-DACH-PLAN-PLAN DU TOIT		Scale-Maßstab-Echelle 1:50
Material-Material-Matériel 43x140		Date-Datum-Date 30.06.2025
Drafter-Zeichner-Rédacteur EJ	File	

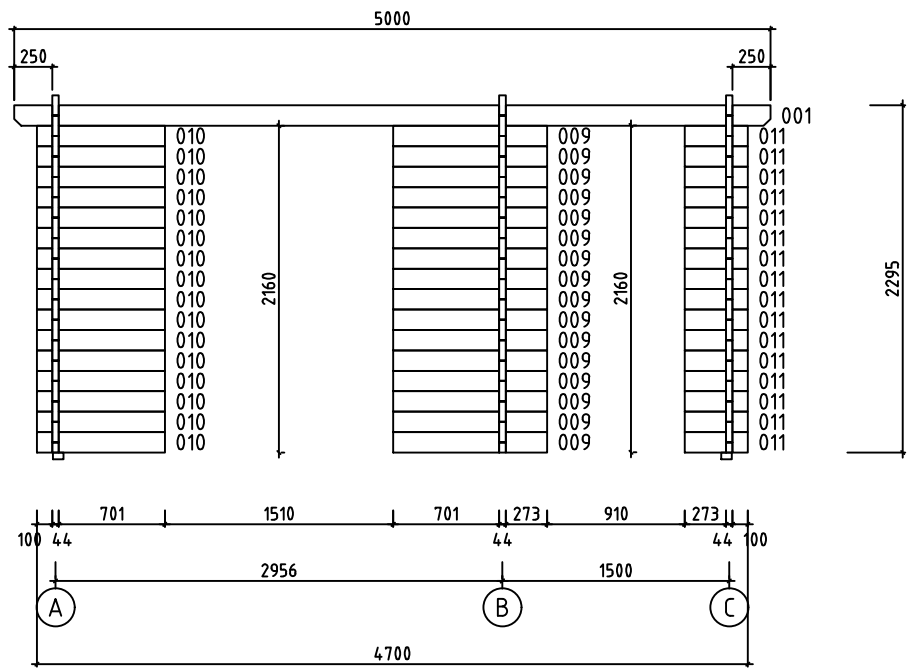


Name-Name-Nom 4410820		Page-Seite-Page 6
View-Aussicht-Vue VIEWS-ANSICHTEN-VUE DES MURS		Scale-Maßstab-Echelle 1:50
Material-Material-Matériel 44x135		Date-Datum-Date 30.06.2025
Drafter-Zeichner-Rédacteur EJ	File	



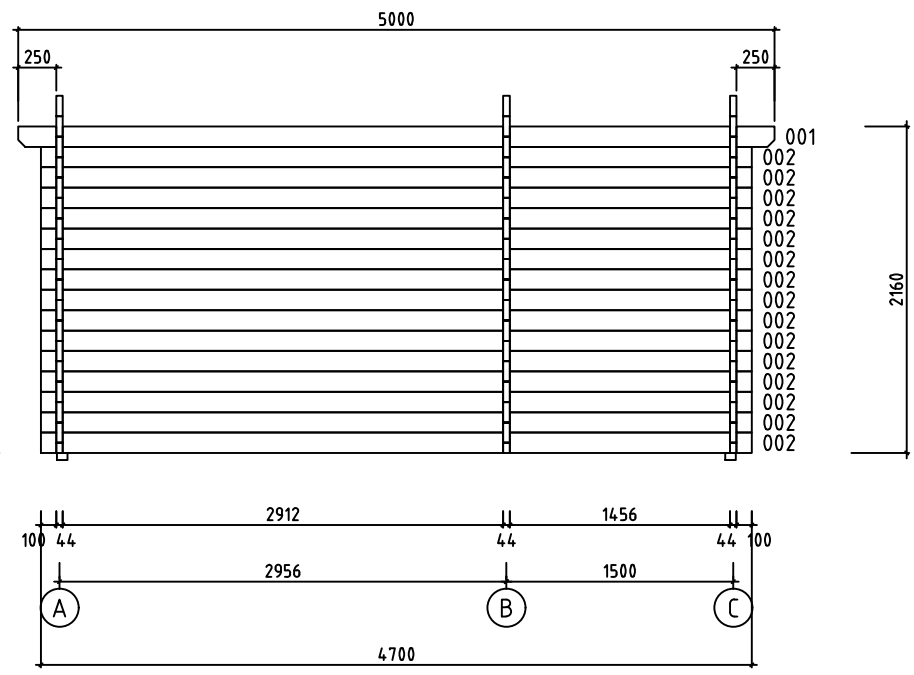
Name-Name-Nom 4410820		Page-Seite-Page 8
View-Aussicht-Vue Wall-Wand-Mur B		Scale-Maßstab-Echelle 1:50
Material-Material-Matériel 44x135		Date-Datum-Date 30.06.2025
Drafter-Zeichner-Rédacteur EJ	File	

Wall-Wand-Mur 1 ↗



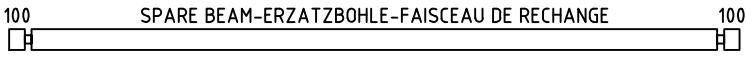
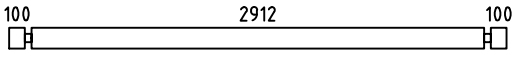
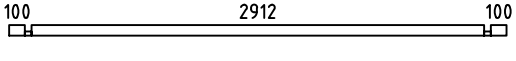
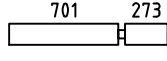
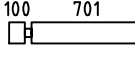

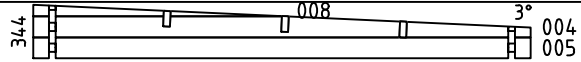
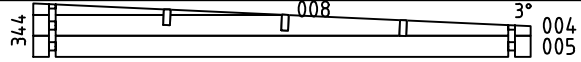
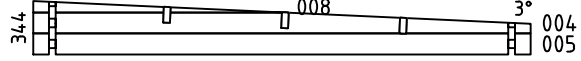



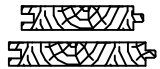



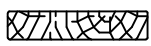



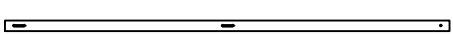




Name-Name-Nom 4410820	Page-Seite-Page 10
View-Aussicht-Vue Wall-Wand-Mur 1	Scale-Maßstab-Echelle 1:50
Material-Material-Matériel 44x135	Date-Datum-Date 30.06.2025
Drafter-Zeichner-Rédacteur EJ	File

Wall-Wand-Mur 2 ↗



Name-Name-Nom 4410820		Page-Seite-Page 11
View-Aussicht-Vue Wall-Wand-Mur 2		Scale-Maßstab-Echelle 1:50
Material-Material-Matériel 44x135		Date-Datum-Date 30.06.2025
Drafter-Zeichner-Rédacteur EJ	File	

Pos	4410820 Piece list - Stückliste - Liste des pieces	Q.	P (mm)	L (mm)
001		2	44x135	5000
002		15	44x135	4700
003	100 SPARE BEAM-ERZATZBOHLE-FAISCEAU DE RECHANGE 100 	1	44x135	4700
006	100 2912 100 	42	44x135	3200
007	100 2912 100 	3	44x68	3200
009	701 273 	16	44x135	1018
010	100 701 	16	44x135	845
011	273 100 	16	44x135	417
WA-1		1	004 005	
WB-1		1	004 005	
WC-1		1	004 005	
FBI2	FOUNDATION - FUNDAMENT - FONDATION (IMM) 	6	70x45	4350
FBI1	FOUNDATION - FUNDAMENT - FONDATION (IMM) 	2	70x45	2990
RB1	ROOF BEAM - DACHBALKEN - PANNE DE TOIT 	3	43x140	5000
F-1	FLOOR BOARDS-FUSSBODENBRETTTER-LAME DE PLANCHER  or-oder-ou	50+1 39+1	88x18 114x18	2905
R-1	ROOF BOARDS - DACHBRETTTER - VOLIGES  or-oder-ou	57+1 44+1	88x18 114x18	3500
FF-1	FILLET - LEISTE - CORNIERE DE FINITION 		18x35	21 m.
GB-1	GABLE MOULDING - GIEBELLEISTE PLANCHE DE RIVE 	2	18x120	3580
EB-1	EAVES BOARD - TRAUFBRETT - BANDEAU DE TOIT 	4	18x120	2500
ES-1	ROOF EDGE REINFORCEMENT - DACHRANDVERSTÄRKUNG - CORNIERE DE RENFORT DE BORD DE TOIT 	2	30x40	1420
ES-2	ROOF EDGE REINFORCEMENT - DACHRANDVERSTÄRKUNG - CORNIERE DE RENFORT DE BORD DE TOIT 	2	30x40	3580
SS-1	STORM PROTECTION - STURMLEISTE - LATTE ANTI-TEMPETE 	2	18x35	2060
SS-2	STORM PROTECTION - STURMLEISTE - LATTE ANTI-TEMPETE 	2	18x35	2160
GS-1	ROOFING FELT FILLET - DACHPAPPENLEISTE - BAGUETTE DE FIXATION DU FEUTRE BITUMEUX 	2	18x70	2448
GS-2	ROOFING FELT FILLET - DACHPAPPENLEISTE - BAGUETTE DE FIXATION DU FEUTRE BITUMEUX 	2	18x70	3580

