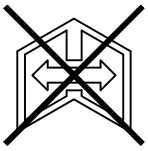

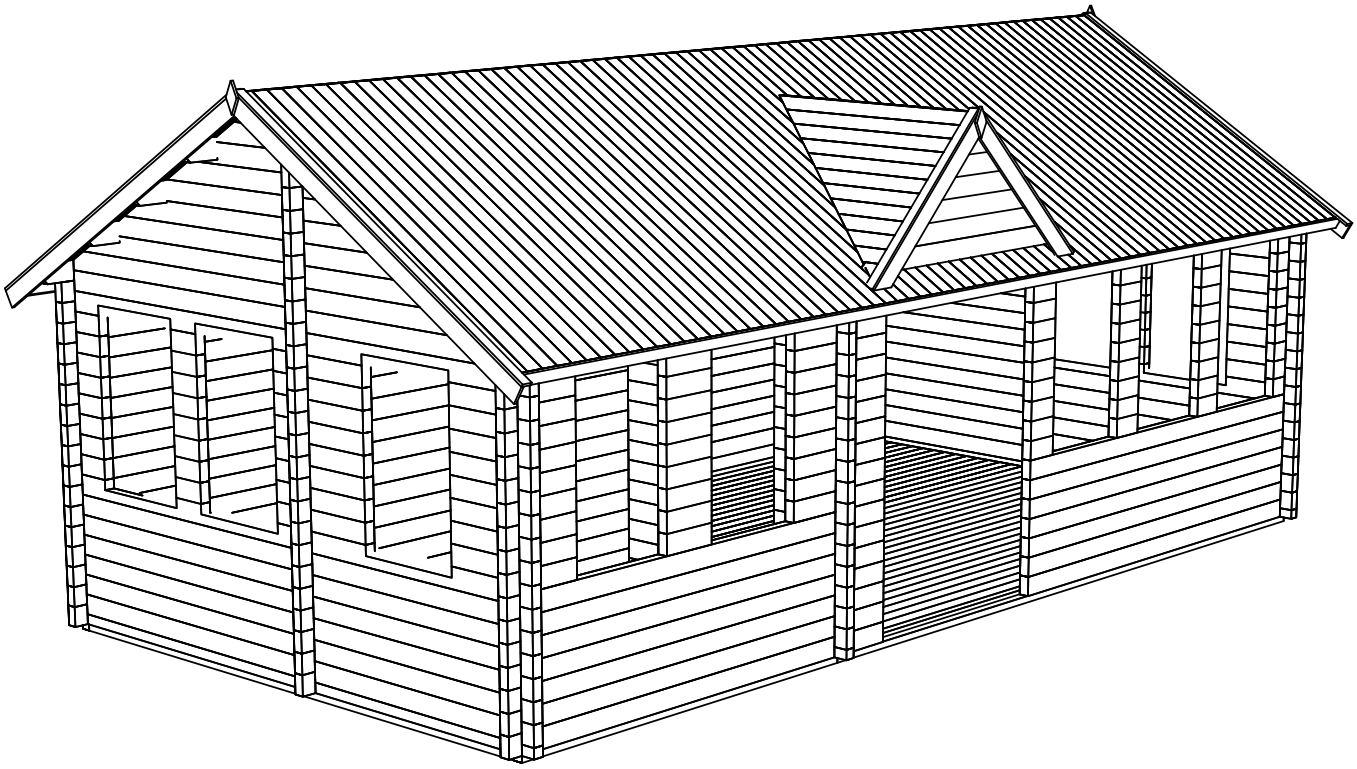

Name-Name-Nom 7011821	Page-Seite-Page 1
View-Aussicht-Vue 3D	Scale-Maßstab-Echelle 1:40
Material-Material-Matériel 44x135	Date-Datum-Date 25.10.2021
Drafter-Zeichner-Rédacteur EJ	File

H = 1.750 m
TOTAL: 31.43 m2

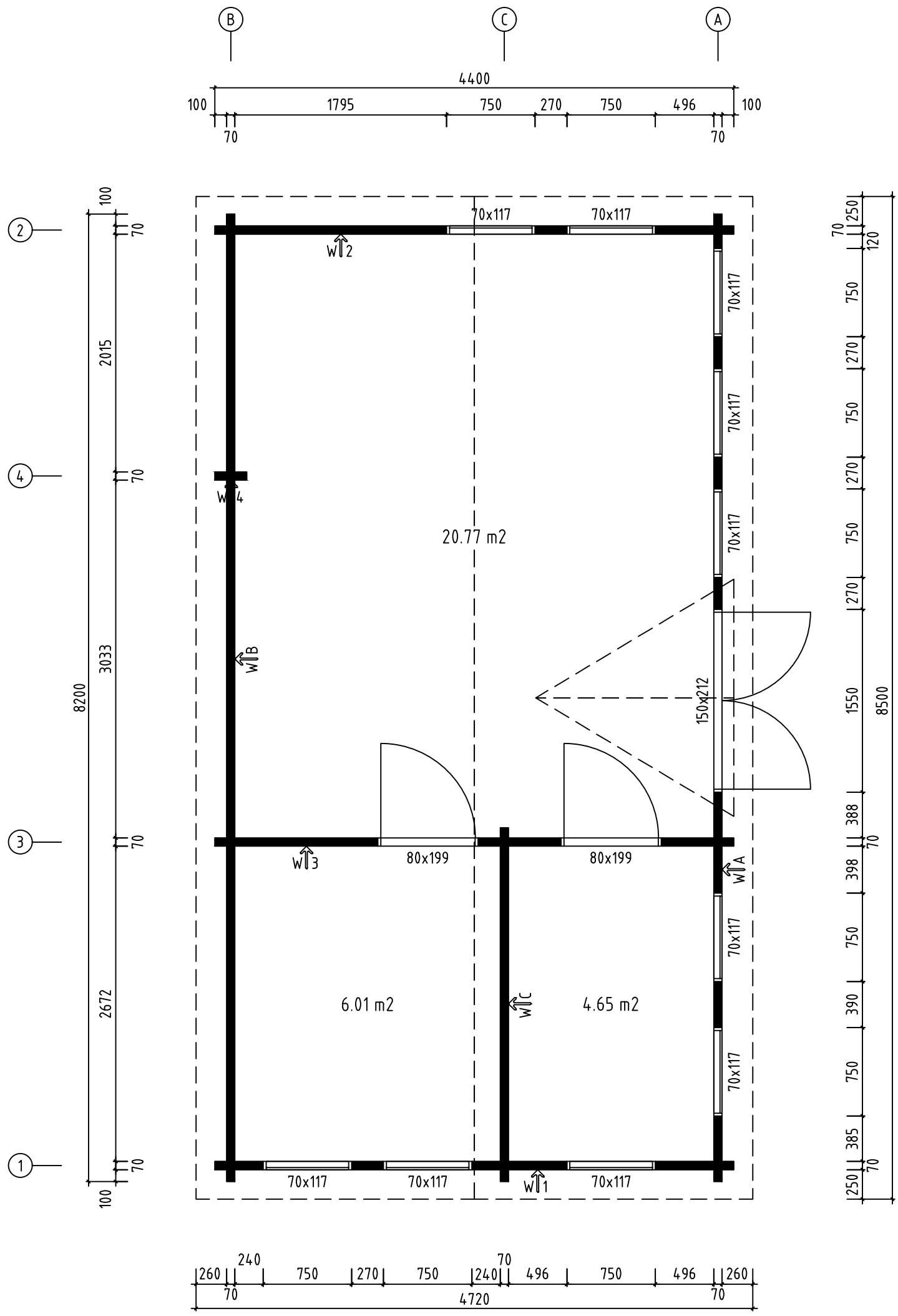

Name-Name-Nom 7011821	Page-Seite-Page 2
View-Aussicht-Vue GROUNDPLAN - GRUNDPLAN - PLAN DE MASSE	Scale-Maßstab-Echelle 1:40
Material-Material-Matériel 44x135	Date-Datum-Date 25.10.2021
Drafter-Zeichner-Rédacteur EJ	File

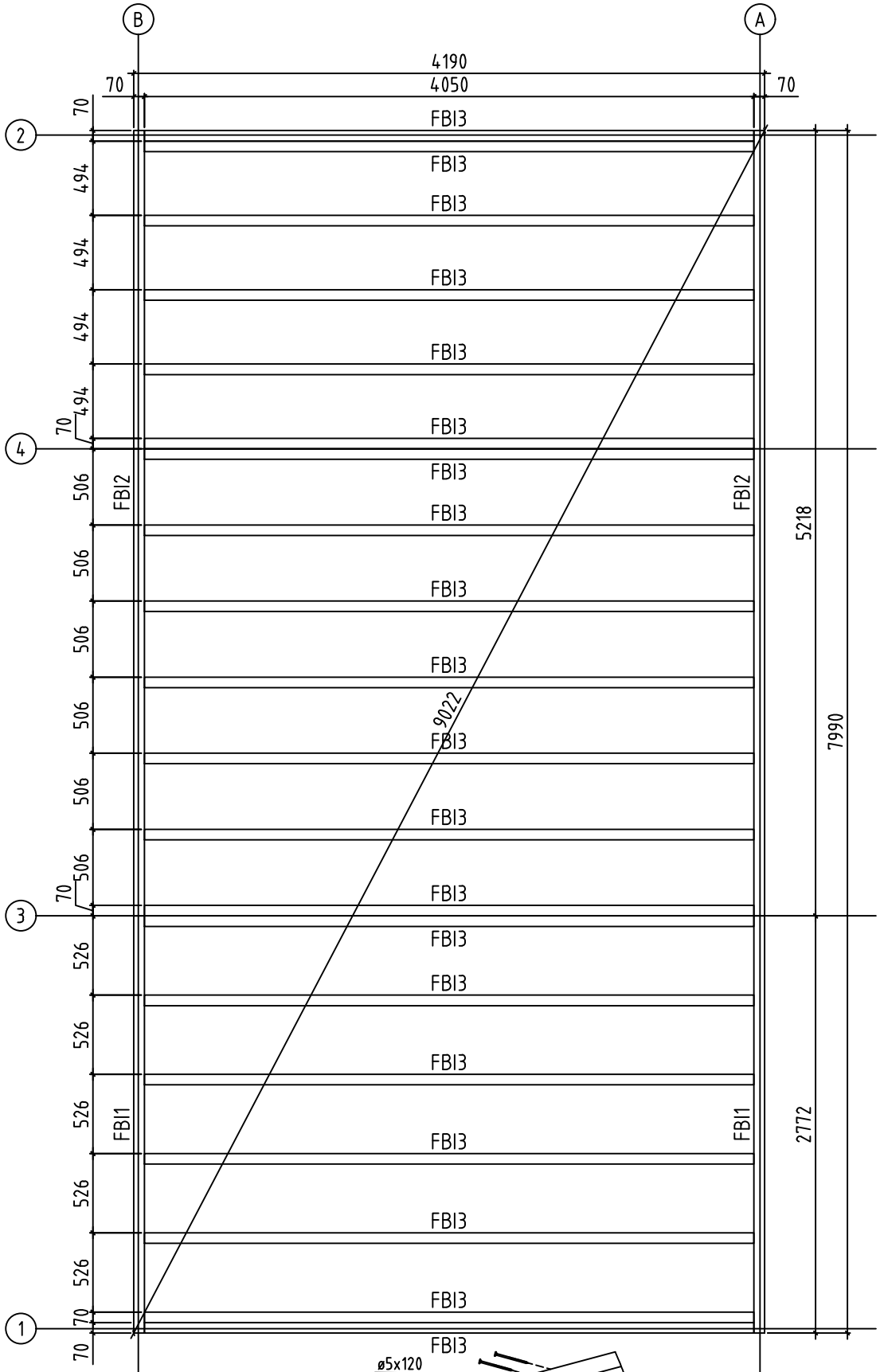

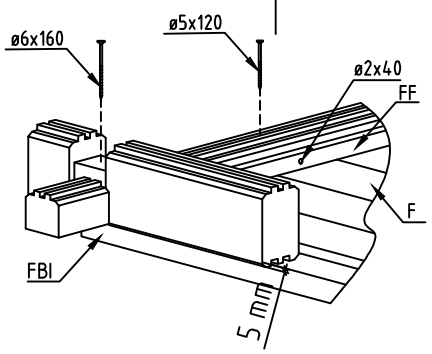

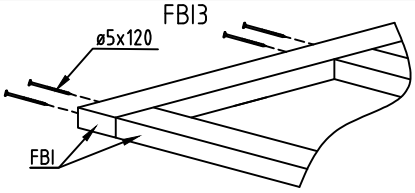

Name-Name-Nom 7011821	Page-Seite-Page 3
View-Aussicht-Vue FOUNDATION - FUNDAMENT - FONDATION	Scale-Maßstab-Echelle 1:40
Material-Material-Matériel 44x135	Date-Datum-Date 25.10.2021
Drafter-Zeichner-Rédacteur EJ	File

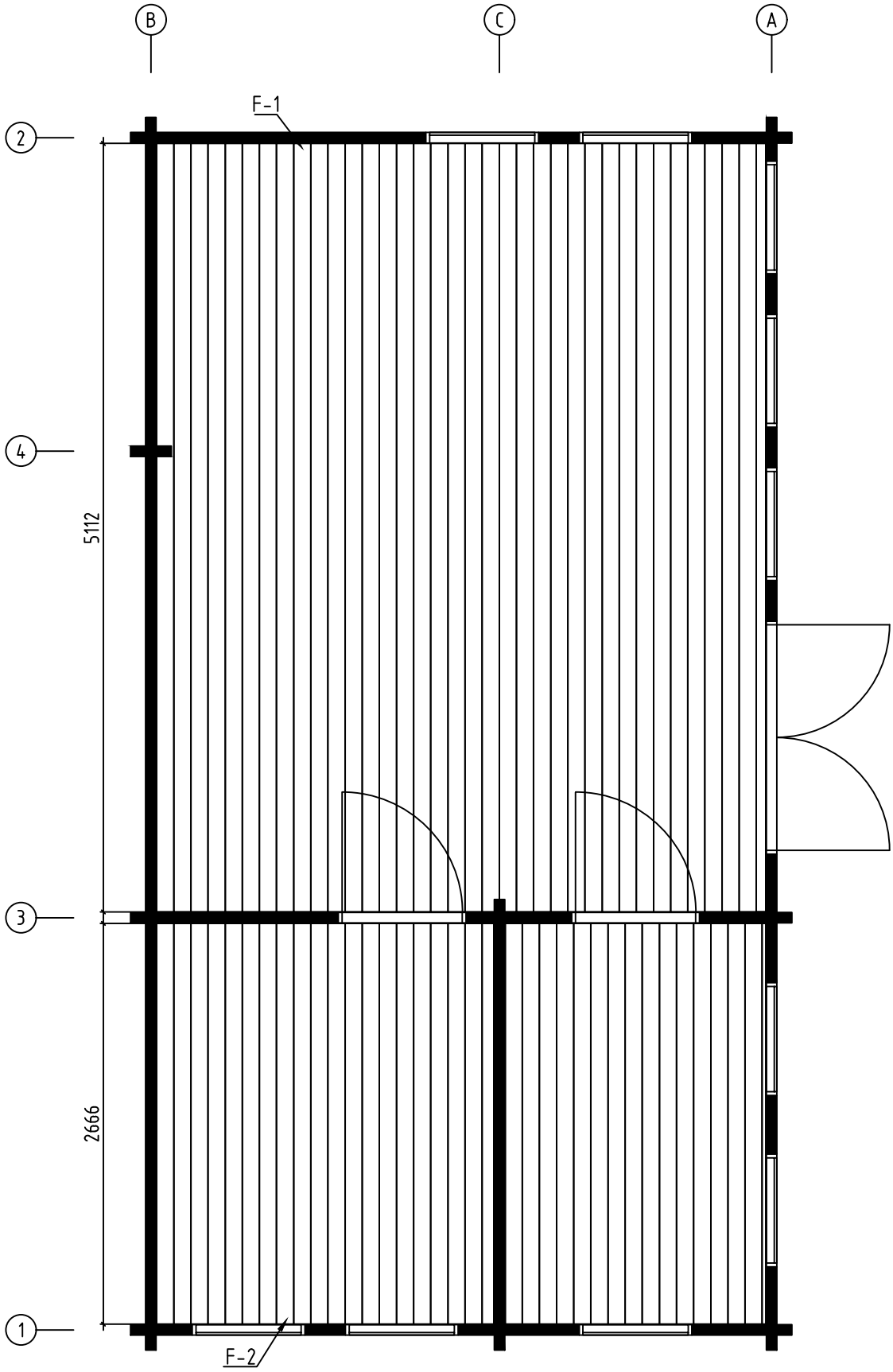

Name-Name-Nom 7011821	Page-Seite-Page 4
View-Aussicht-Vue FLOOR BOARDS-FUSSBODENBRETTER-LAME DE PLANCHER	Scale-Maßstab-Echelle
Material-Material-Matériel 44x135	Date-Datum-Date 25.10.2021
Drafter-Zeichner-Rédacteur EJ	File

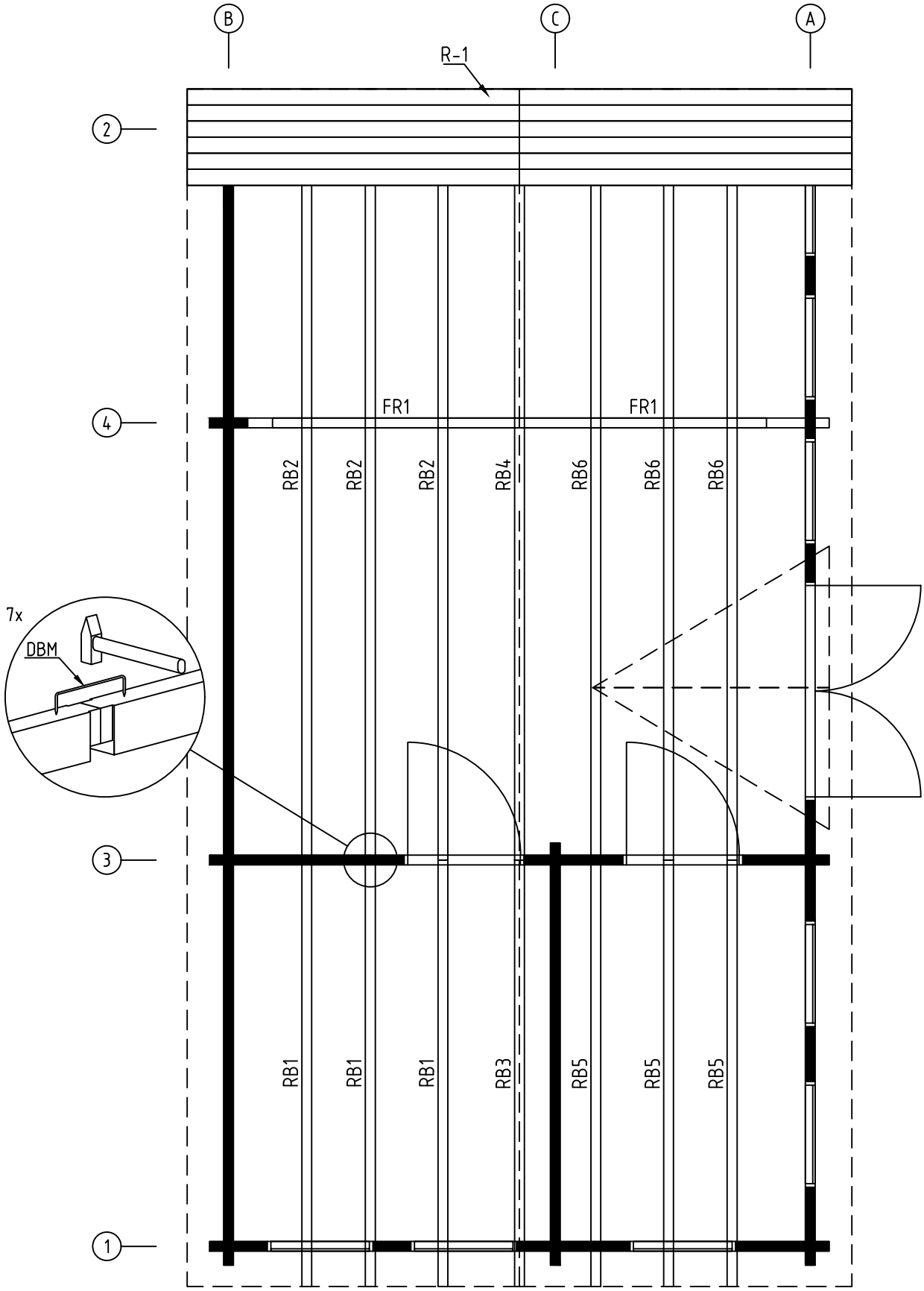

Name-Name-Nom 7011821	Page-Seite-Page 5
View-Aussicht-Vue ROOF PLAN-DACH-PLAN-PLAN DU TOIT	Scale-Maßstab-Echelle 1:40
Material-Material-Matériel 44x135	Date-Datum-Date 25.10.2021
Drafter-Zeichner-Rédacteur EJ	File



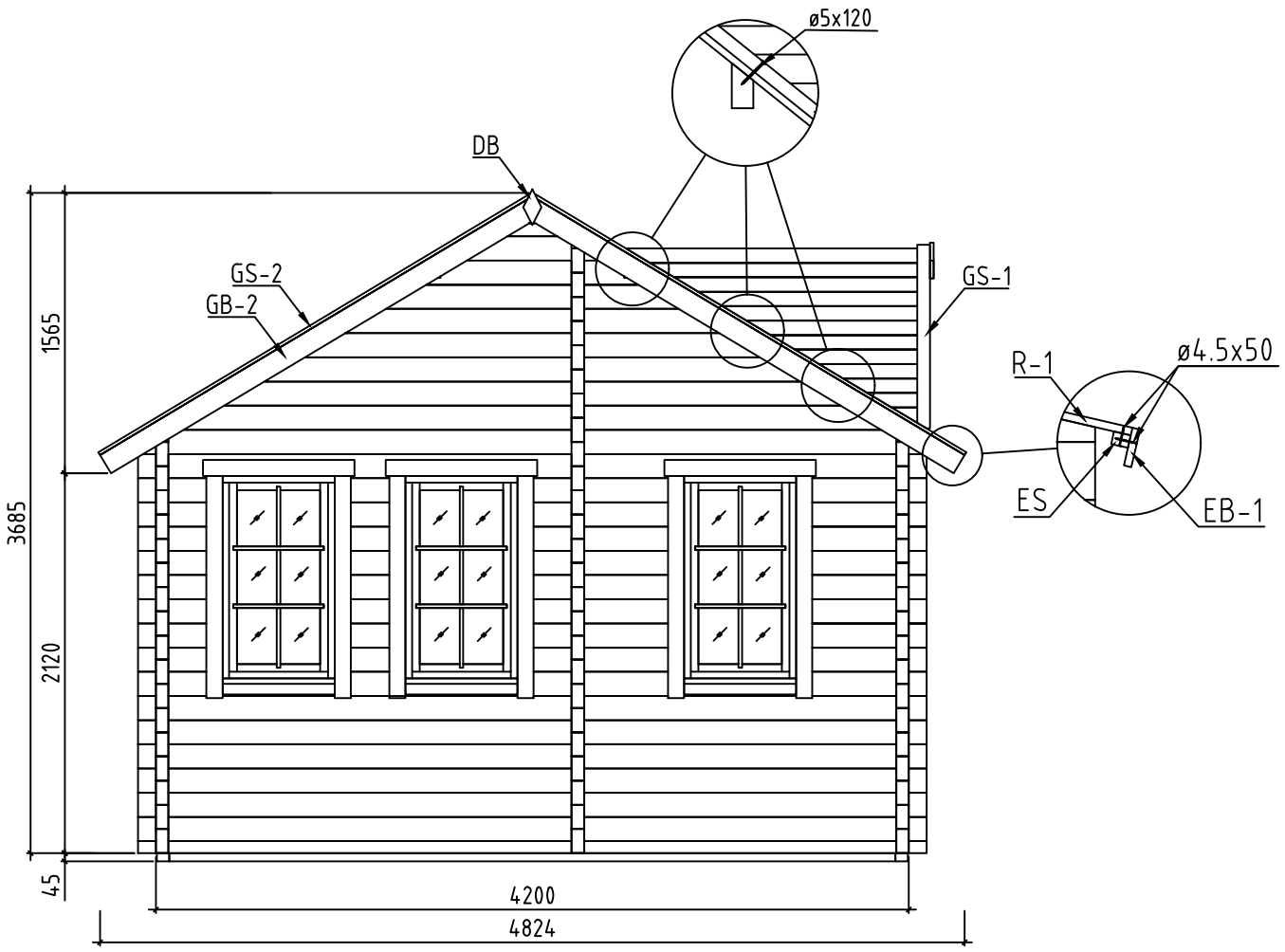

Name-Name-Nom 7011821	Page-Seite-Page 6
View-Aussicht-Vue VIEWS-ANSICHTEN-VUE DES MURS	Scale-Maßstab-Echelle 1:40
Material-Material-Matériel 44x135	Date-Datum-Date 25.10.2021
Drafter-Zeichner-Rédacteur EJ	File

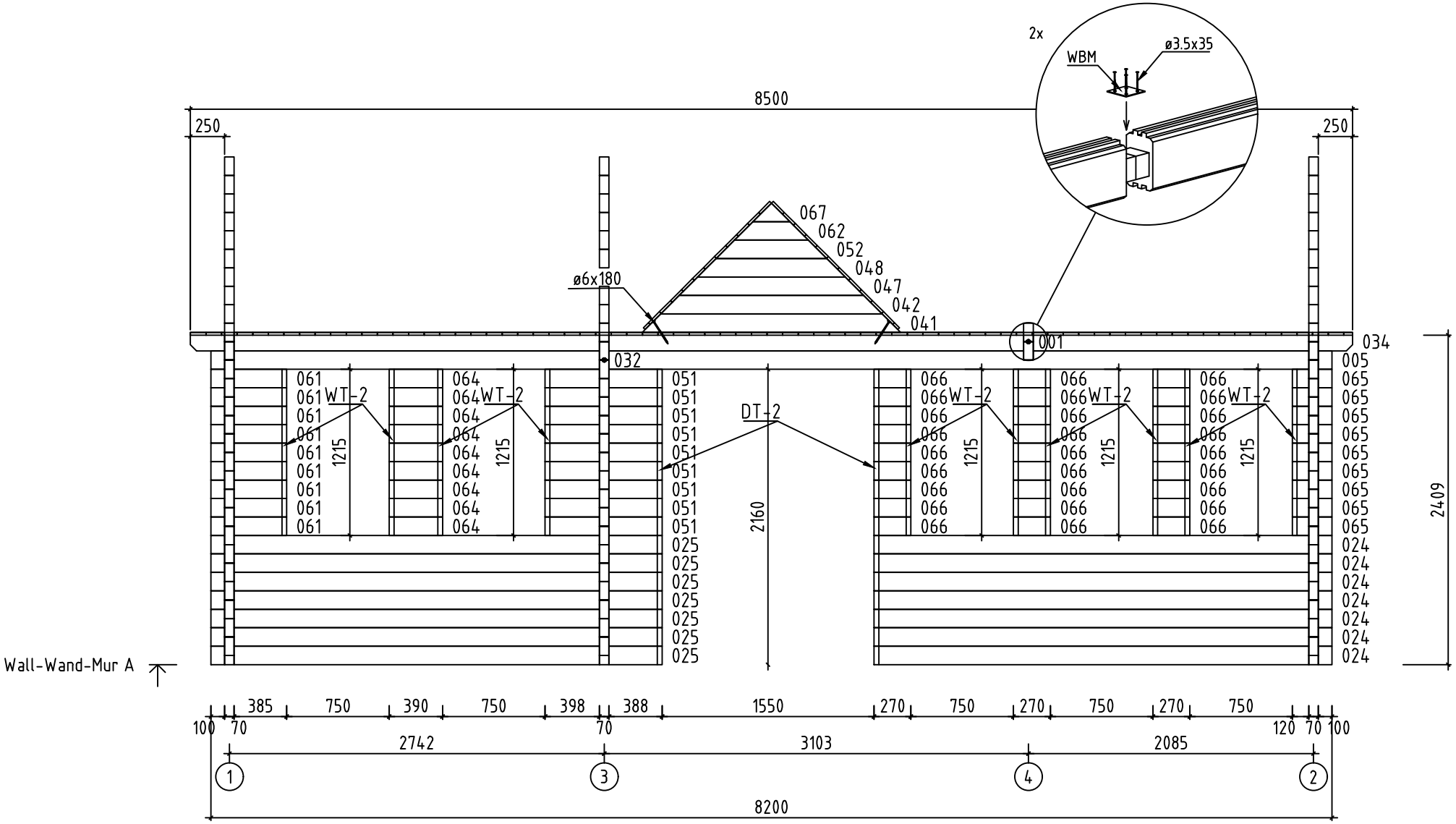

Name-Name-Nom 7011821	Page-Seite-Page 7
View-Aussicht-Vue Wall-Wand-Mur A	Scale-Maßstab-Echelle 1:40
Material-Material-Matériel 7.0x13.5	Date-Datum-Date 25.10.2021
Drafter-Zeichner-Rédacteur EJ	File

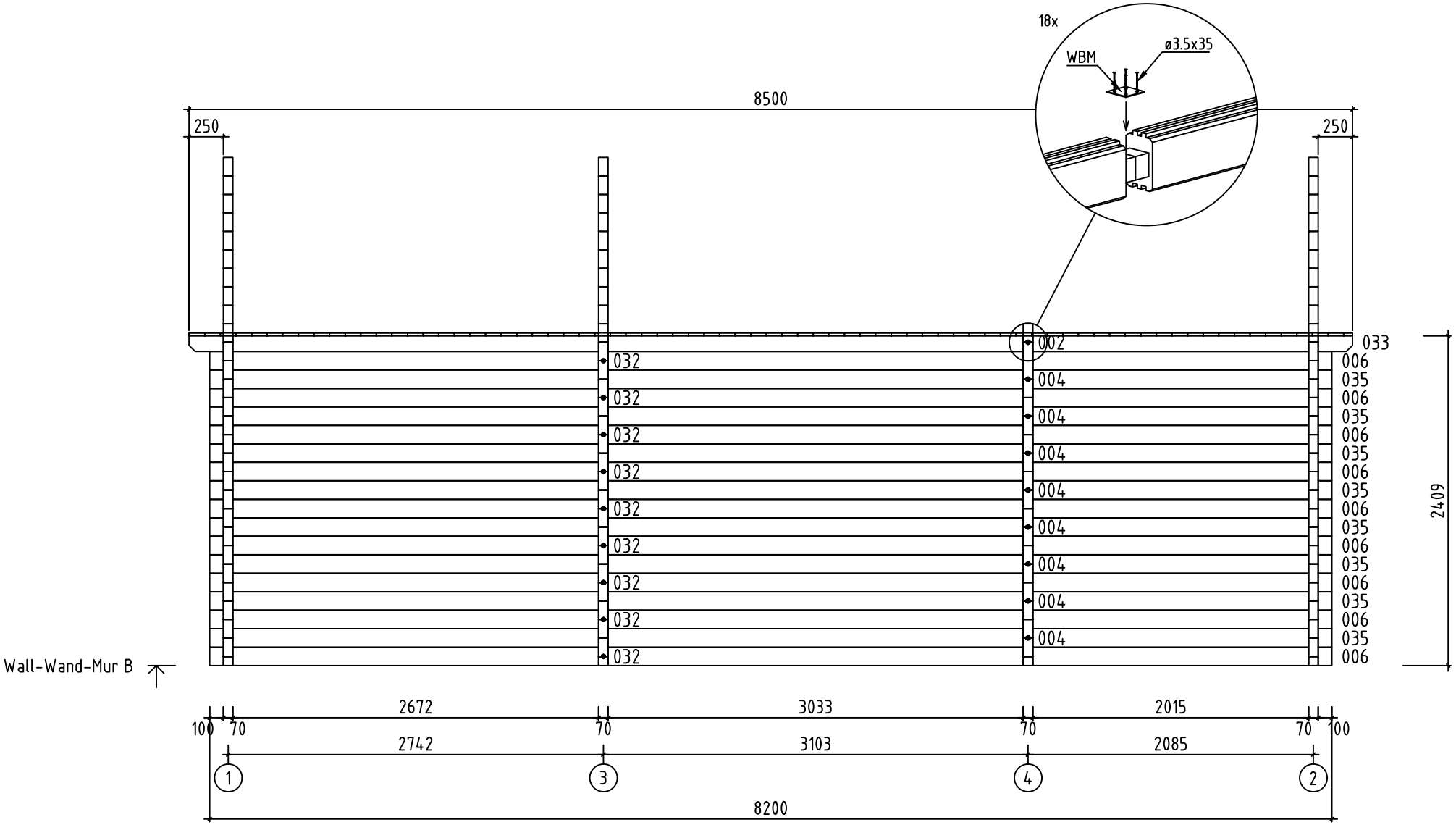

Name-Name-Nom 7011821	Page-Seite-Page 8
View-Aussicht-Vue Wall-Wand-Mur B	Scale-Maßstab-Echelle 1:40
Material-Material-Matériel 7.0x13.5	Date-Datum-Date 25.10.2021
Drafter-Zeichner-Rédacteur EJ	File

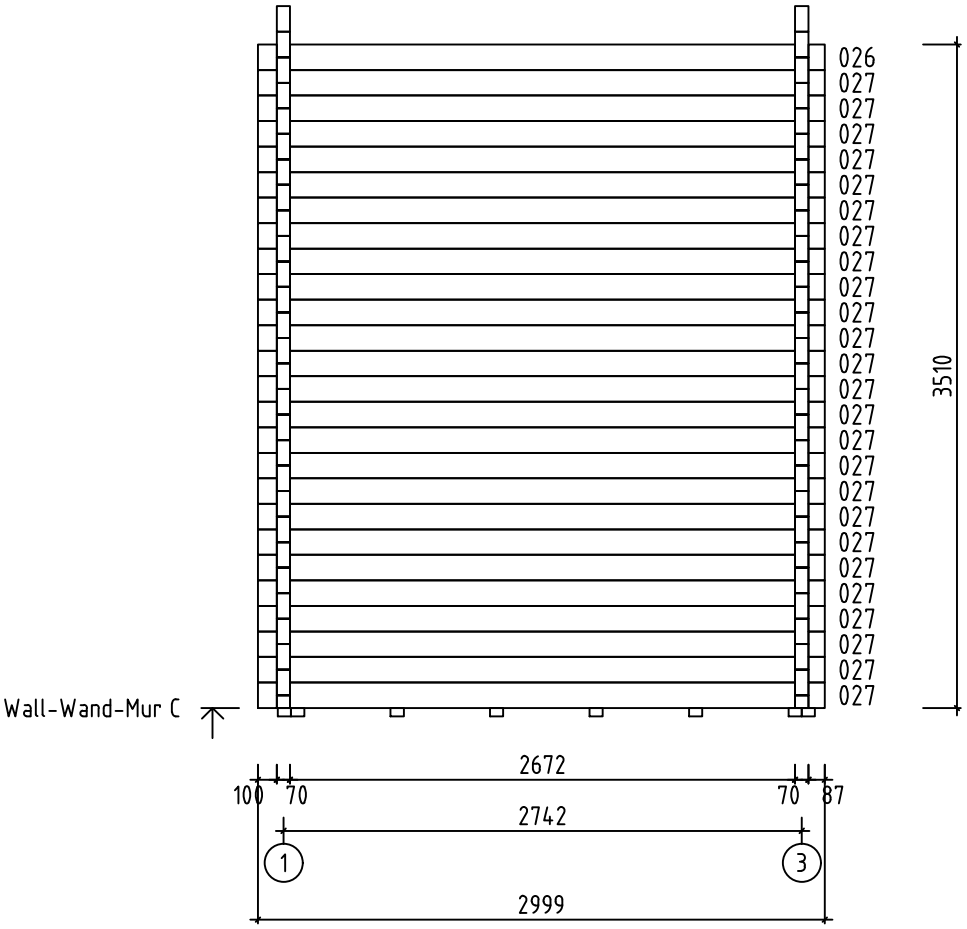

Name-Name-Nom 7011821	Page-Seite-Page 9
View-Aussicht-Vue Wall-Wand-Mur C	Scale-Maßstab-Echelle 1:40
Material-Material-Matériel 7.0x13.5	Date-Datum-Date 25.10.2021
Drafter-Zeichner-Rédacteur EJ	File

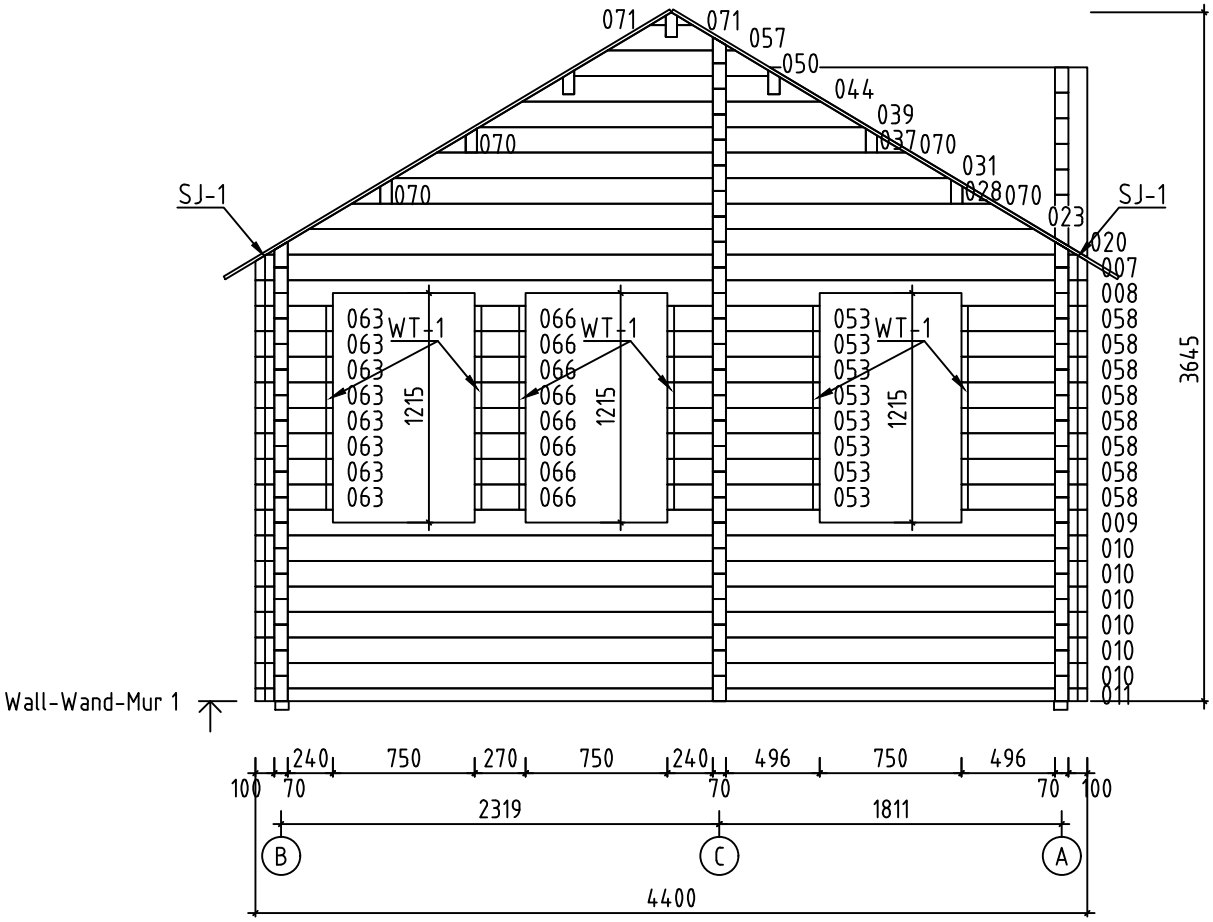

Name-Name-Nom 7011821	Page-Seite-Page 10
View-Aussicht-Vue Wall-Wand-Mur 1	Scale-Maßstab-Echelle 1:40
Material-Material-Matériel 7.0x13.5	Date-Datum-Date 25.10.2021
Drafter-Zeichner-Rédacteur EJ	File

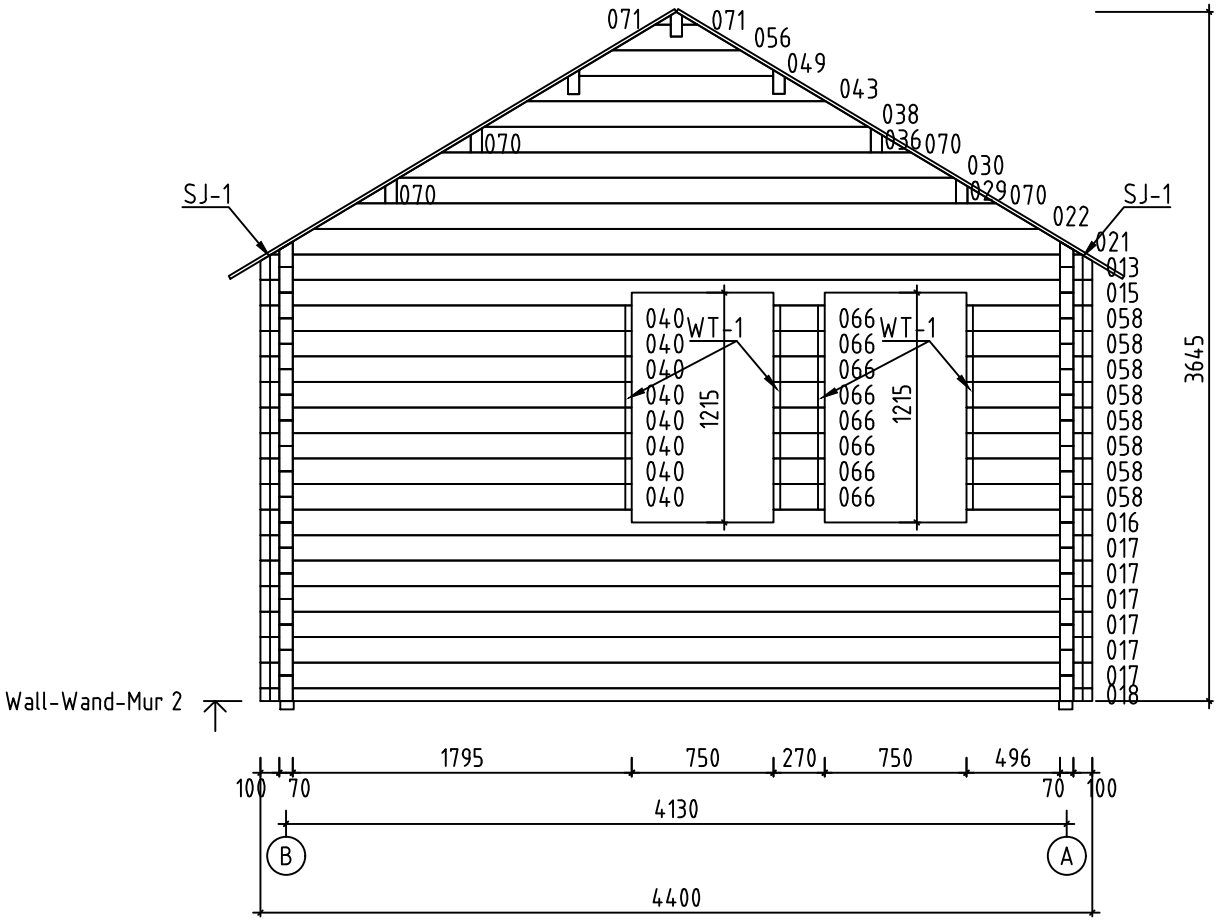

Name-Name-Nom 7011821	Page-Seite-Page 11
View-Aussicht-Vue Wall-Wand-Mur 2	Scale-Maßstab-Echelle 1:40
Material-Material-Matériel 7.0x13.5	Date-Datum-Date 25.10.2021
Drafter-Zeichner-Rédacteur EJ	File

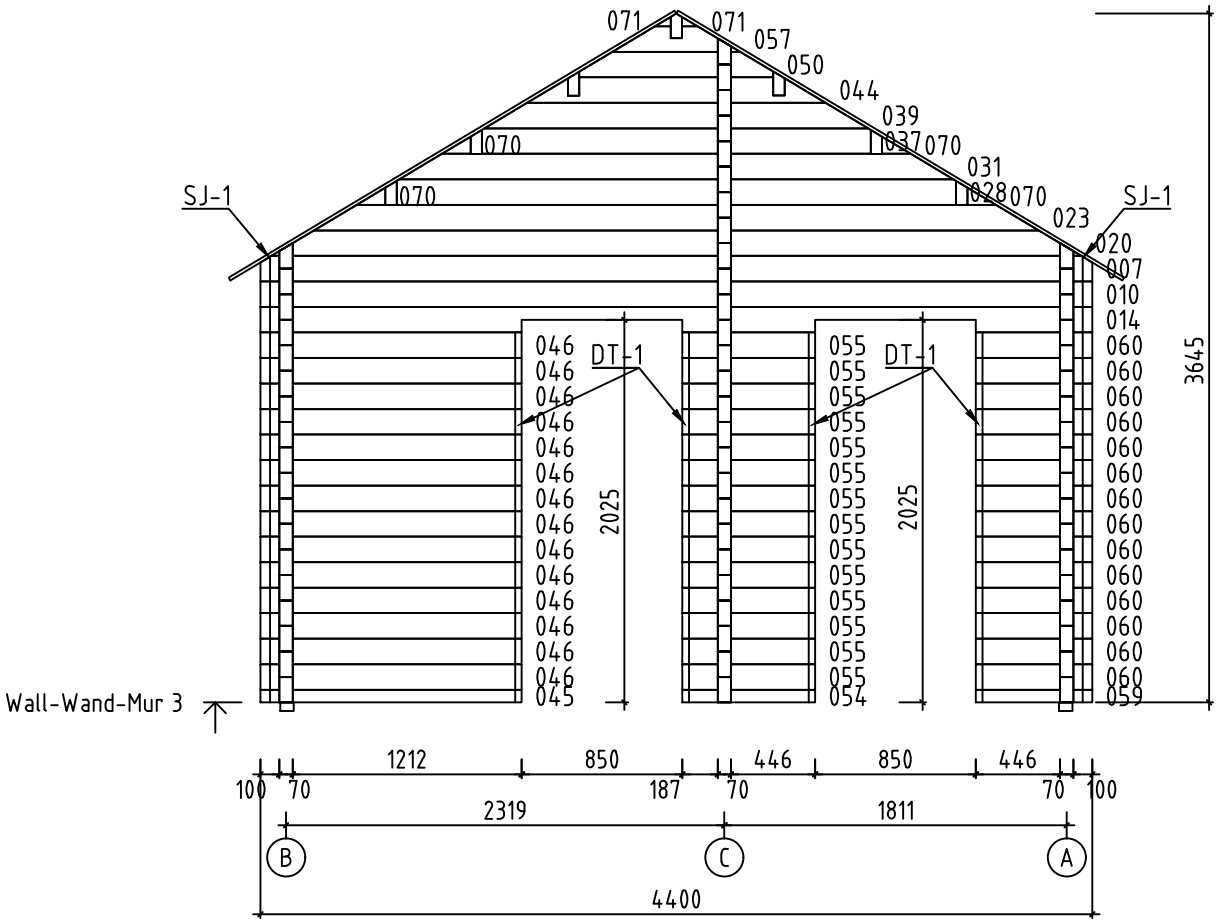

Name-Name-Nom 7011821	Page-Seite-Page 12
View-Aussicht-Vue Wall-Wand-Mur 3	Scale-Maßstab-Echelle 1:40
Material-Material-Matériel 7.0x13.5	Date-Datum-Date 25.10.2021
Drafter-Zeichner-Rédacteur EJ	File

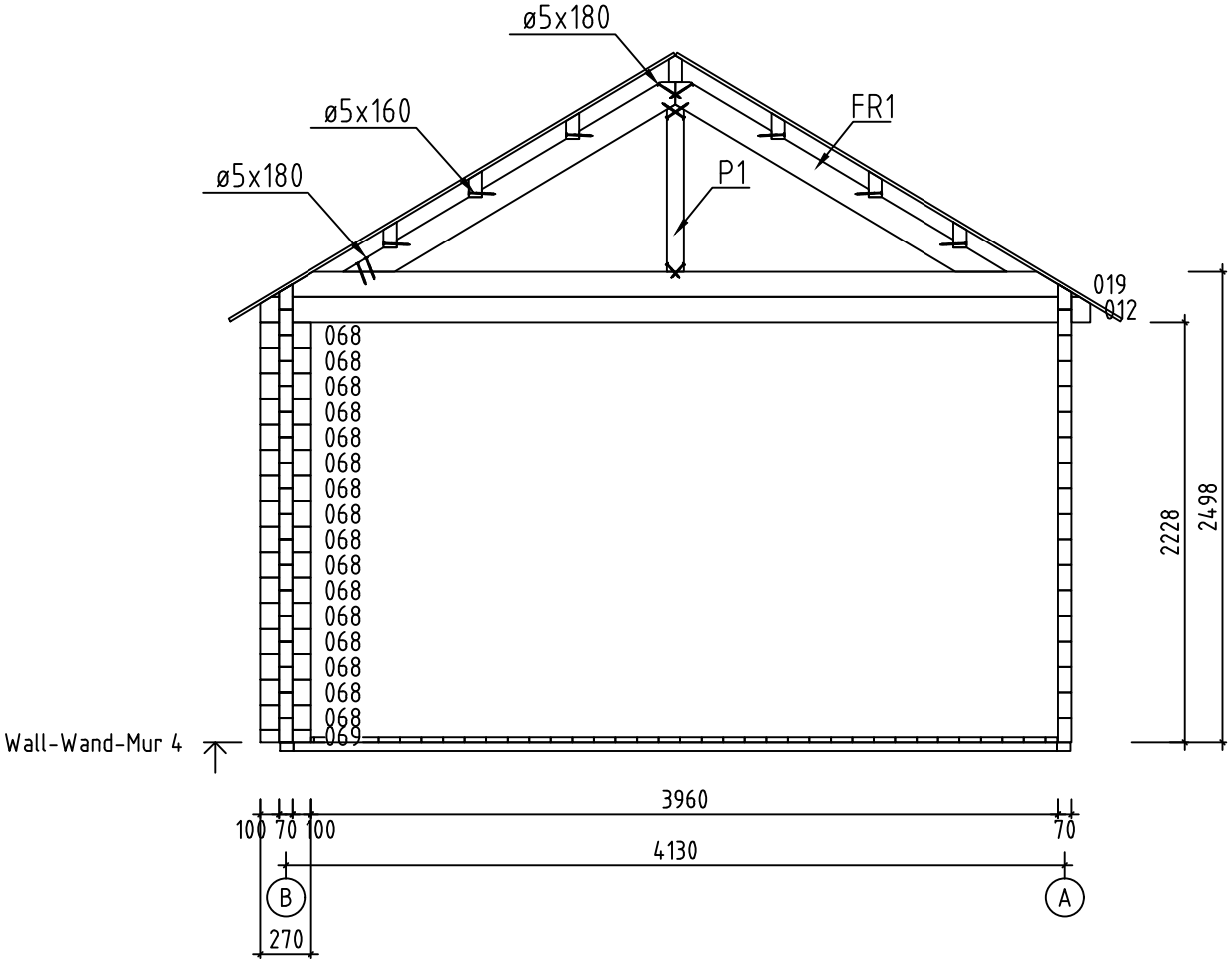

Name-Name-Nom 7011821	Page-Seite-Page 13
View-Aussicht-Vue Wall-Wand-Mur 4	Scale-Maßstab-Echelle 1:40
Material-Material-Matériel 7.0x13.5	Date-Datum-Date 25.10.2021
Drafter-Zeichner-Rédacteur EJ	File

Pos	7011821 Piece list - Stückliste - Liste des pieces	Q.	P (mm)	L (mm)
001	250 2672 3033	1	70x135	6130
002	250 2672 3033	1	70x135	6130
003	100 SPARE BEAM-ERZATZBOHLE-FAISCEAU DE RECHANGE	1	70x135	5980
004	100 2672 3033	8	70x135	5980
005	3033 2015 100	1	70x135	5323
006	3033 2015 100	9	70x135	5323
008	100 2249 1741 100	1	70x135	4400
009	100 2249 1741 100	1	70x135	4400
010	100 2249 1741 100	7	70x135	4400
011	100 2249 1741 100	1	70x68	4400
014	100 2249 1741 100	1	70x135	4400
015	100 4060 100	1	70x135	4400
016	100 4060 100	1	70x135	4400
017	100 4060 100	6	70x135	4400
018	100 4060 100	1	70x68	4400
024	3180 100	7	70x135	3350
025	100 2672 388	7	70x135	3300
026	100 2672 87	1	70x135	2999
027	100 2672 87	25	70x135	2999
032	100 2672	10	70x135	2877
033	2015 250	1	70x135	2370
034	2015 250	1	70x135	2370
035	2015 100	8	70x135	2220
040	100 1795	8	70x135	1965
045	100 1212	1	70x68	1382

Name-Name-Nom 4411821	Date-Datum-Date 25.10.2021	Page-Seite-Page 1/6

Pos	7011821 Piece list - Stückliste - Liste des pieces	Q.	P (mm)	L (mm)
046		14	70x135	1382
051	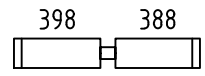	9	70x135	855
053	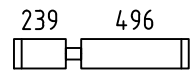	8	70x135	805
054	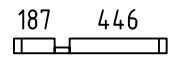	1	70x68	703
055	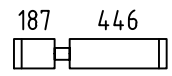	14	70x135	703
058	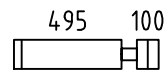	16	70x135	665
059	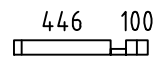	1	70x68	616
060	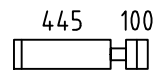	14	70x135	615
061	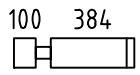	9	70x135	554
063	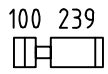	8	70x135	409
064		9	70x135	390
065		9	70x135	290
066		43	70x135	270
068		16	70x135	270
069		1	70x68	270
W1-1 W3-1	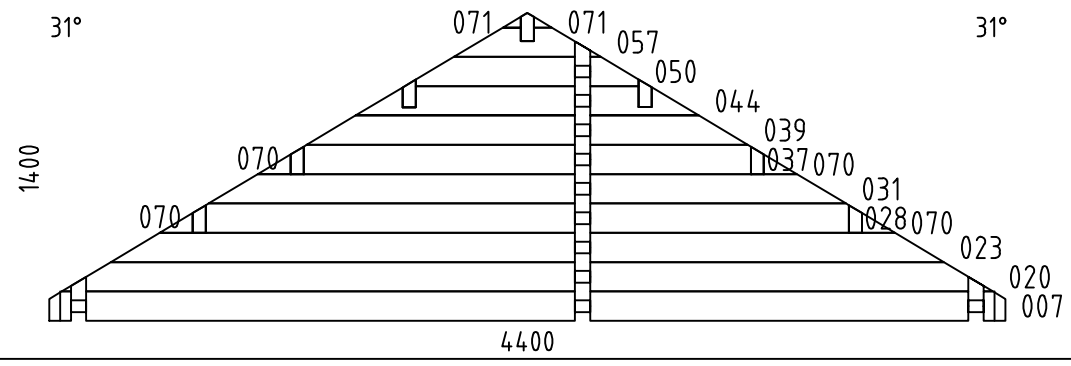	1 1		
W2-1	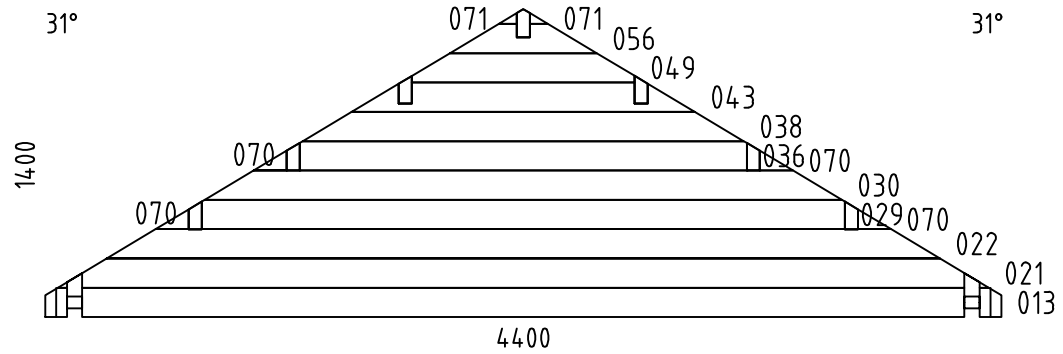	1		
W4-1		1		
WA-1	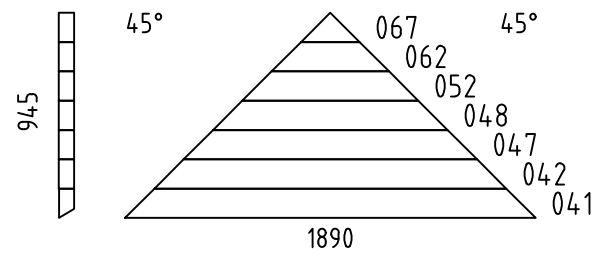	1		

Name-Name-Nom 4411821	Date-Datum-Date 25.10.2021	Page-Seite-Page 2/6

Pos	7011821 Piece list - Stückliste - Liste des pieces	Q.	P (mm)	L (mm)
FBI2	FOUNDATION - FUNDAMENT - FONDATION (IMM)	2	70x45	5218
FBI3	FOUNDATION - FUNDAMENT - FONDATION (IMM)	20	70x45	4050
FBI1	FOUNDATION - FUNDAMENT - FONDATION (IMM)	2	70x45	2772
P1	POST - PFOSTEN - POTEAU	1	90x70	880
FR1	RAFTER - DACHSPARREN - CHEVRON	2	70x140	2030
RB4	ROOF BEAM - DACHBALKEN - PANNE DE TOIT 5118 250	1	70x140	5473
RB2	ROOF BEAM - DACHBALKEN - PANNE DE TOIT 5118 250	3	70x140	5473
RB6	ROOF BEAM - DACHBALKEN - PANNE DE TOIT 5118 250	3	70x140	5473
RB3	ROOF BEAM - DACHBALKEN - PANNE DE TOIT 250 2672	1	70x140	3027
RB1	ROOF BEAM - DACHBALKEN - PANNE DE TOIT 250 2672	3	70x140	3027
RB5	ROOF BEAM - DACHBALKEN - PANNE DE TOIT 250 2672	3	70x140	3027
F-1	FLOOR BOARDS-FUSSBODENBRETTER-LAME DE PLANCHER	36+1	114x28	5112
F-2	FLOOR BOARDS-FUSSBODENBRETTER-LAME DE PLANCHER	36	114x28	2666
R-1	ROOF BOARDS - DACHBRETTER - VOLIGES or-oder-ou	194+2 150+2	88x18 114x18	2750
R-2	ROOF ELEMENTS-DACHELEMENTE-DAKELEMENTEN 1680 2209 1435	1+1	1435	1680
FF-1	FLOOR FILLET-FUSSBODENLEISTE - CORNIERE DE FINITION DU PLANCHER		18x35	43 m.
GB-1	GABLE MOULDING - GIEBELLEISTE - PLANCHE DE RIVE	2	18x120	1475
GB-2	GABLE MOULDING - GIEBELLEISTE - PLANCHE DE RIVE	4	18x120	2800
EB-1	EAVES BOARD - TRAUFBRETT - BANDEAU DE TOIT	4	18x90	4250
ES-1	ROOF EDGE REINFORCEMENT - DACHRANDVERSTÄRKUNG - CORNIERE DE RENFORT DE BORD DE TOIT	2	30x40	3450
ES-2	ROOF EDGE REINFORCEMENT - DACHRANDVERSTÄRKUNG - CORNIERE DE RENFORT DE BORD DE TOIT	2	30x40	5050

Pos	7011821 Piece list - Stückliste - Liste des pieces	Q.	P (mm)	L (mm)
WT-1	FIXING FILLET FOR WINDOW - FIXIRUNGSLEISTE FÜR FENSTER - PROFIL DE FIXATION DES FENETRES	10	43x70	1010
WT-2	FIXING FILLET FOR WINDOW - FIXIRUNGSLEISTE FÜR FENSTER - PROFIL DE FIXATION DES FENETRES	10	43x70	1170
DT-1	FIXING FILLET FOR DOOR - FIXIRUNGSLEISTE FÜR TÜR - PROFIL DE FIXATION DES PORTES	4	43x70	1890
DT-2	FIXING FILLET FOR DOOR - FIXIRUNGSLEISTE FÜR TÜR - PROFIL DE FIXATION DES PORTES	2	43x70	2120
SJ-1	TREADED ROD M10 - GEWINDESTANGE M10 - TIGE FILETÉE M10	6		2390
GS-1	ROOFING FELT FILLET - DACHPAPPENLEISTE - BAGUETTE DE FIXATION DU FEUTRE BITUMEUX	2	18x70	1475
GS-2	ROOFING FELT FILLET - DACHPAPPENLEISTE - BAGUETTE DE FIXATION DU FEUTRE BITUMEUX	4	18x70	2800
RCM	ROOFBEAMS CONNECTING METAL - DACHBALKEN BEFESTIGUNGSMETALLE - CONNECTEUR MÉTALLIQUE POUR SOLIVES DE PLAFOND	7		
HS	SCREW FOR GABLE SEGMENT - SCHRAUBE FÜR DECKBLATT - VIS POUR FIXATION LOSANGE DE FINITION	6	ø3.5x35	
HS1	SCREW FOR WALLBEAMS CONNECTING METAL - SCHRAUBE FÜR WANDBOHLEN BEFESTIGUNG METALLE -VIS POUR PATTE D'ASSEMBLAGE	80	ø3.5x35	
HS	SCREW FOR GABLE MOULDING (GB) - SCHRAUBE FÜR GIEBELLEISTE (GB) - VIS DE FIXATION POUR PLANCHE DE RIVE (GB)	48	ø4.5x50	
HS	SCREW FOR EAVES BOARDS (EB) - SCHRAUBE FÜR TRAUFBRETTER (EB) - VIS DE FIXATION POUR BANDEAU DE TOIT (EB)	36	ø4.5x50	
HS	SCREW FOR ROOF EDGE REINFORCEMENT (ES) - SCHRAUBE FÜR DACHRANDVERSTÄRKUNG (ES) - VIS POUR RENFORT DE BORD DE TOIT (ES)	36	ø4.5x50	
HS	SCREW FOR ROOFING FELT FILLET (GS) - SCHRAUBE FÜR DACHPAPPEN-LEISTE (GS) - VIS POUR BAGUETTE FIXATION FEUTRE BITUMEUX (GS)	32	ø4.5x50	
HS	SCREW FOR POST (P) - SCHRAUBE FÜR PFOSTEN (P) - VIS DE FIXATION DES POTEAUX (P)	2	ø4.5x70	
HS	SCREW FOR ROOF ELEMENTS - SCHRAUBE FÜR DACHELEMENTE SCHROEF VOOR DAKELEMENTEN	12	ø5x120	
HS	SCREW FOR 1. WALL BEAM - SCHRAUBE FÜR 1. BOHLENREIHE - VIS DE FIXATION DES FONDATIONS	12	ø5x120	
HS	SCREW FOR FUNDAMENT (FBI) - SCHRAUBE ZUR BEFESTIGUNG FUNDAMENT (FBI) - VIS POUR FONDATION (FBI)	96	ø5x120	
HS	SCREW FOR GABLE - SCHRAUBE FÜR GIEBEL - VIS POUR FIXATION DES PIGNONS	86	ø5x120	
HS	SCREW FOR 1. WALL BEAM - SCHRAUBE FÜR 1. BOHLENREIHE - VIS DE FIXATION DES FONDATIONS	9	ø6x160	
HS	SCREW FOR ROOF BEAMS - SCHRAUBE FÜR DACHBALKEN - VIS POUR PANNE DE TOIT	28	ø6x160	
HS	SCREW FOR RAFTER (FR) - SCHRAUBE ZUR BEFESTIGUNG DACHSPARREN (FR) - VIS POUR CHEVRON (FR)	10	ø6x180	
HS	SCREW FOR GABLE (WA-1) - SCHRAUBEN FÜR GIEBEL (WA-1) SCHROEF VOOR GEVELTOP (WA-1)	2	ø6x180	
HB	HAMMER BLOCK - SCHLAGHOLZ - CALLE DE FRAPPE	2		
NF	ZN NAIL FOR ROOF - ZN NÄGEL FÜR DACHBRETTER - POINTE POUR TOIT	1000	ø2.5x60	

Pos	7011821 Piece list - Stückliste - Liste des pieces	Q.	P (mm)	L (mm)
NF	ZN NAIL FOR FLOOR - ZN NÄGEL FÜR FUSSBODENBRETTER - CLOUS POUR PLANCHER	650	ø2.5x60	
NF	ZN NAIL FOR FLOOR FILLETS - ZN NÄGEL FÜR FUSSBODENLEISTEN - POINTE POUR PANNEAUX DE PLANCHER	75	ø2x40	
DB	GABLE SEGMENT-DECKBLATT - LOSANGE DE FINITION	3		
WB50	WALLBEAMS CONNECTING METAL - WANDBOHLEN BEFESTIGUNG METALLE -PATTE D'ASSEMBLAGE	22	50x50	

Name-Name-Nom 4411821	Date-Datum-Date 25.10.2021	Page-Seite-Page 5/6

Pos	7011821 Piece list - Stückliste - Liste des pieces		Q.	P (mm)	L (mm)
	WINDOW-FENSTER-FENETRE, ORT 1H 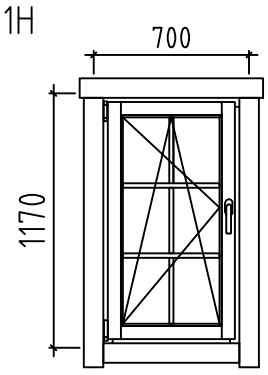	L	5	700x1170	
	WINDOW-FENSTER-FENETRE, ORT 1H 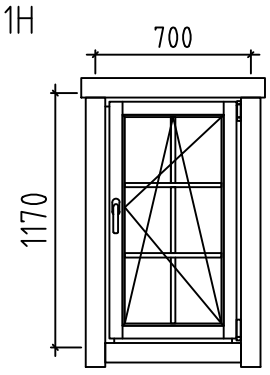	R	5	700x1170	
	DOOR-TÜR-PORTE, AST PRE 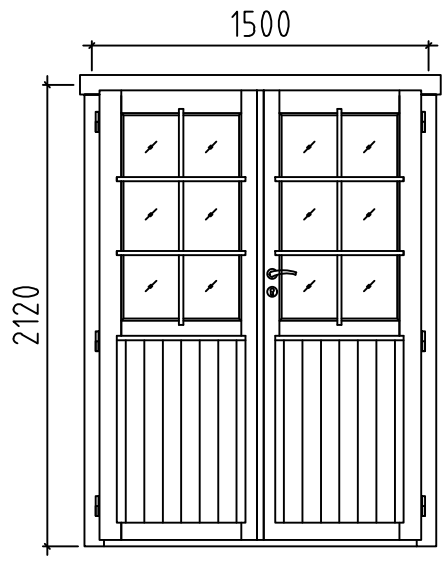	R	1	1500x2120	
	DOOR-TÜR-PORTE, AST 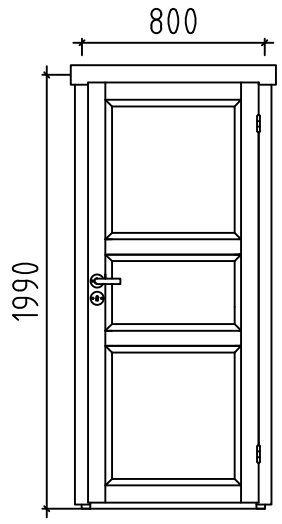	R	1	800x1990	
	DOOR-TÜR-PORTE, AST 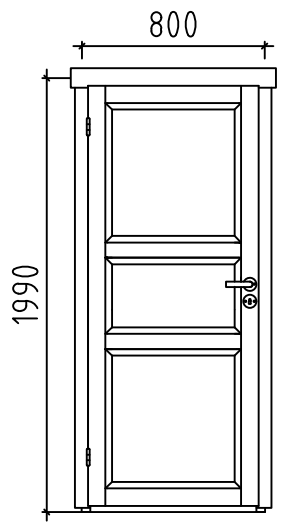	L	1	800x1990	