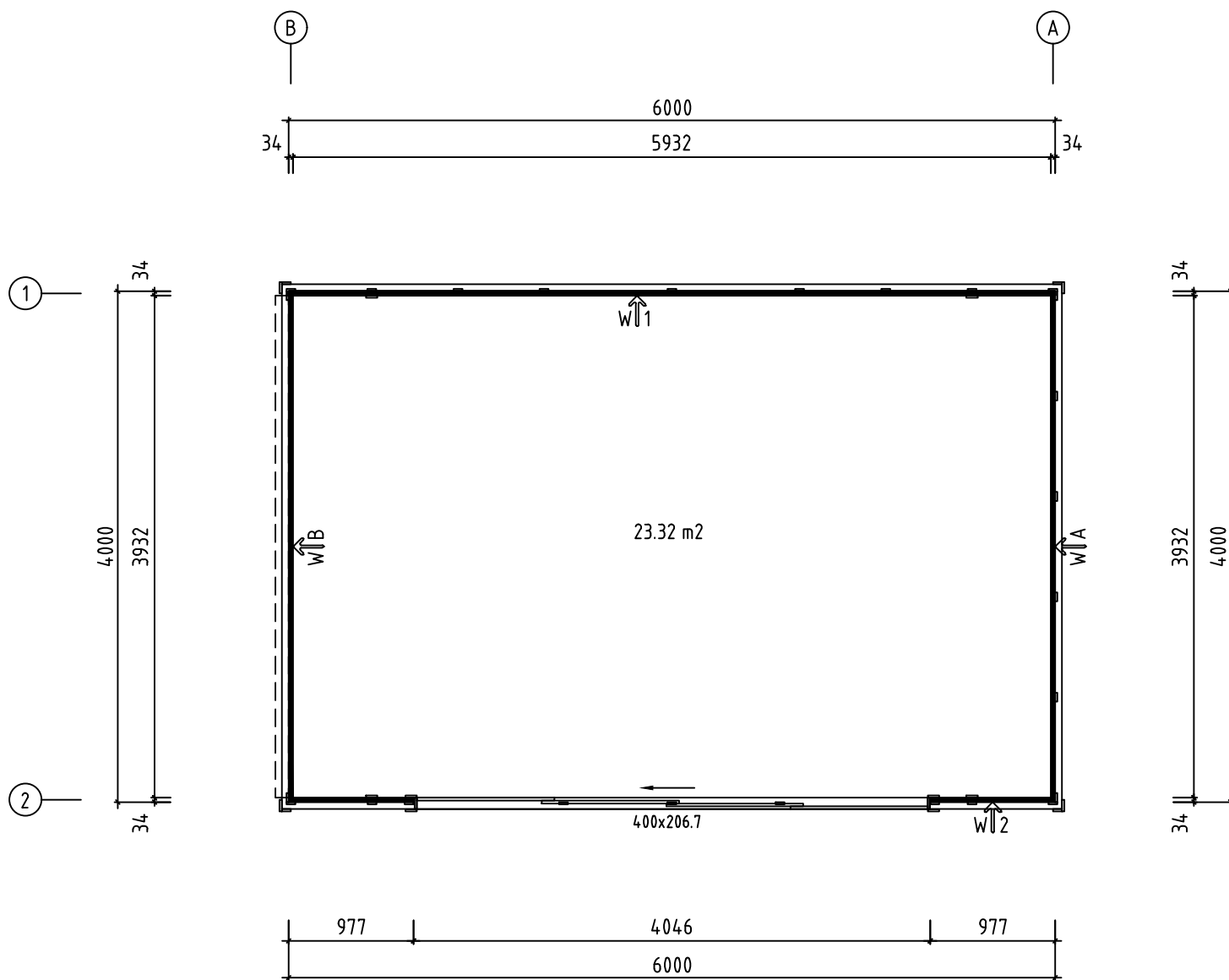
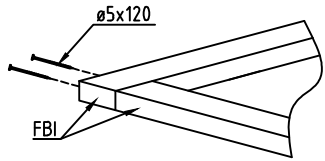


Name-Name-Nom 3412098	Page-Seite-Page 1
View-Aussicht-Vue 3D	Scale-Maßstab-Echelle 1:50
Material-Material-Matériel 34x135	Date-Datum-Date 26.03.2024
Drafter-Zeichner-Rédacteur EJ	File

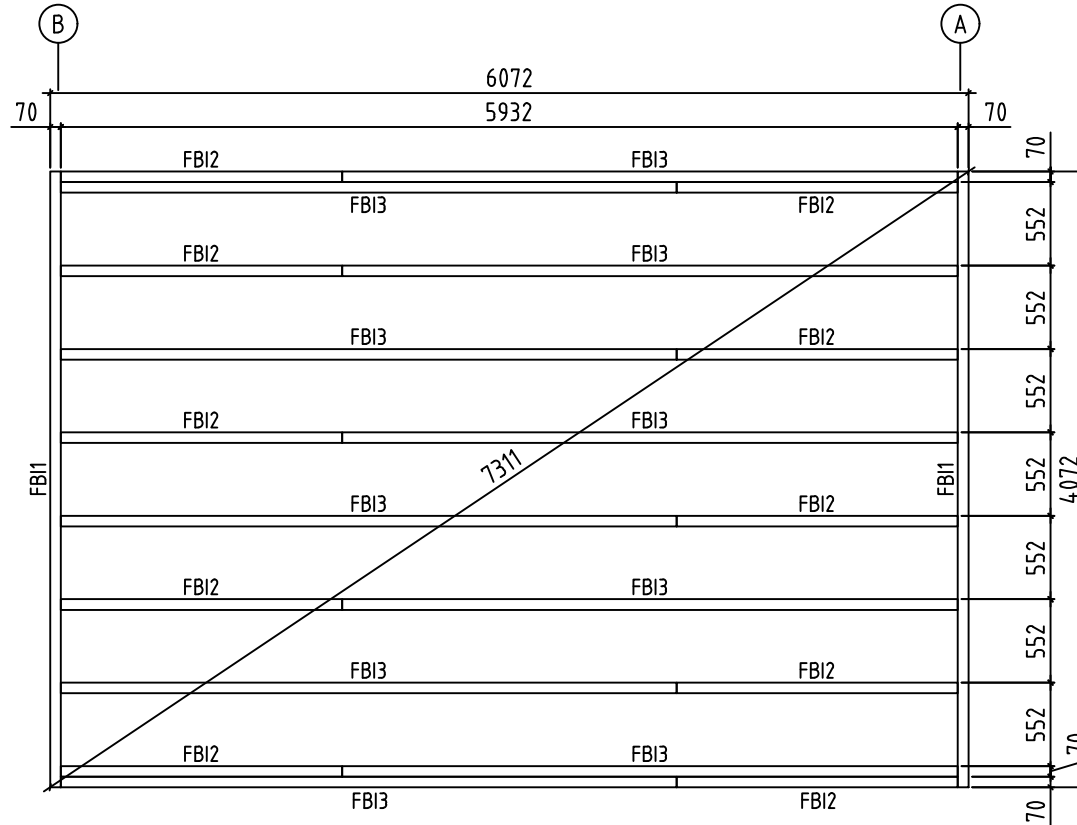


Name-Name-Nom 3412098		Page-Seite-Page 2
View-Aussicht-Vue GRUNDPLAN - GRUNDPLAN - PLAN DE MASSE		Scale-Maßstab-Echelle 1:50
Material-Material-Matériel 34x135		Date-Datum-Date 26.03.2024
Drafter-Zeichner-Rédacteur EJ	File	



①

②




Name-Name-Nom 3412098		Page-Seite-Page 3
View-Aussicht-Vue FOUNDATION - FUNDAMENT - FONDATION		Scale-Maßstab-Echelle 1:50
Material-Material-Matériel 34x135		Date-Datum-Date 26.03.2024
Drafter-Zeichner-Rédacteur EJ	File	

ⓑ

Ⓐ

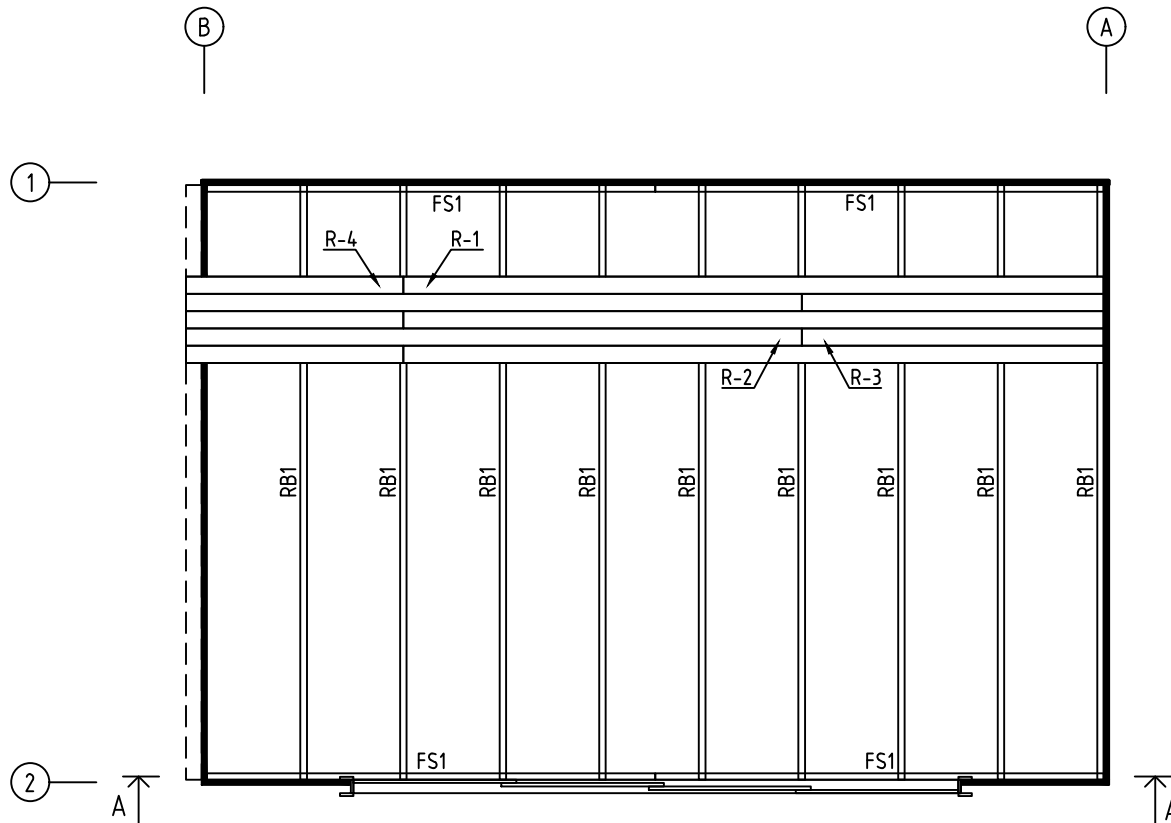
①

②

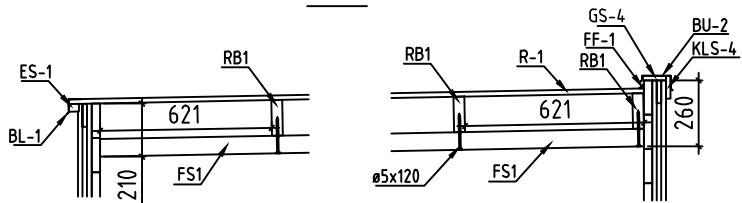


3926

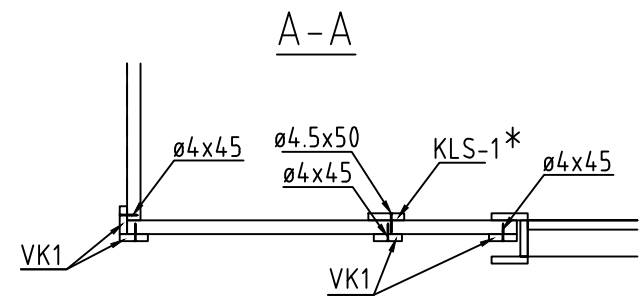


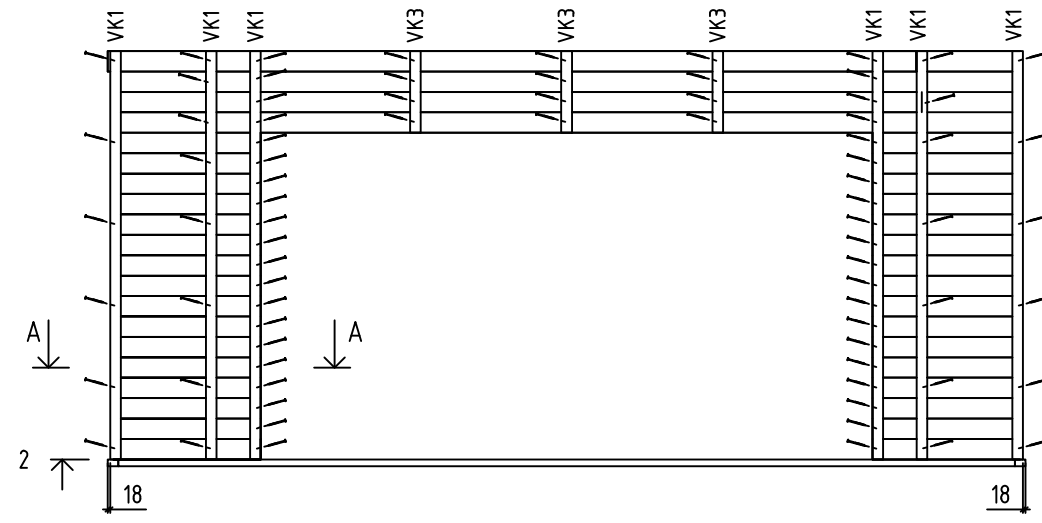

Name-Name-Nom 3412098	Page-Seite-Page 4
View-Aussicht-Vue FLOOR BOARDS-FUSSBODENBRETTER-LAME	Scale-Maßstab-Echelle DE PLANCHER
Material-Material-Matériel 34x135	Date-Datum-Date 26.03.2024
Drafter-Zeichner-Rédacteur EJ	File



A-A

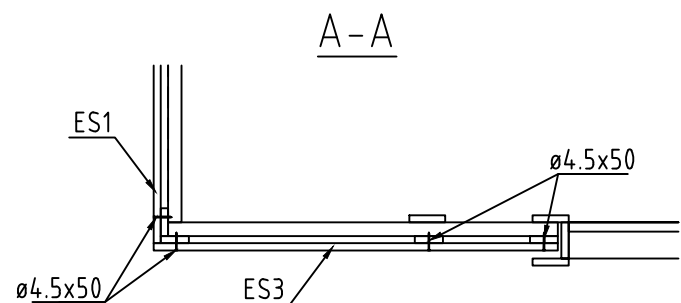
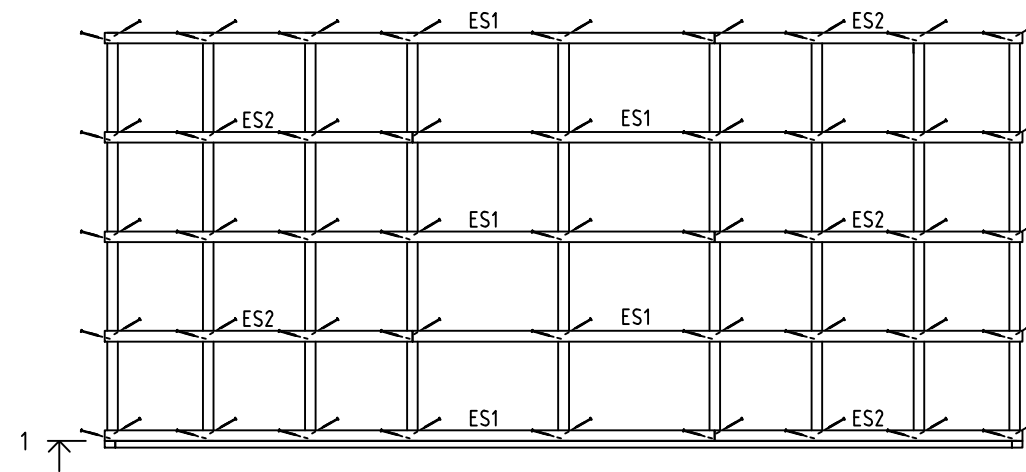
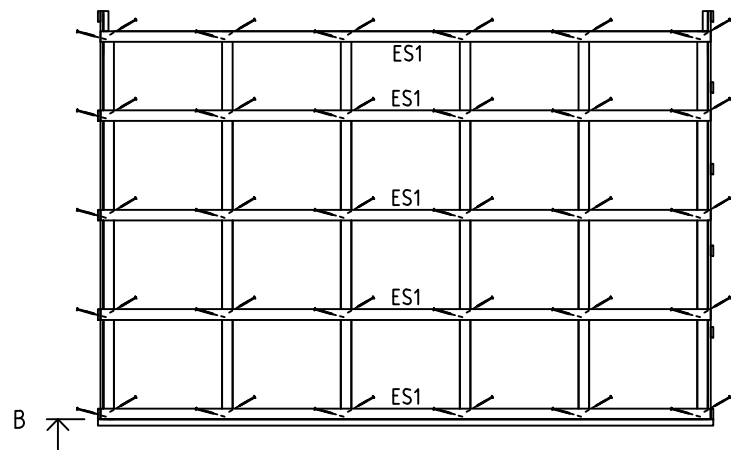
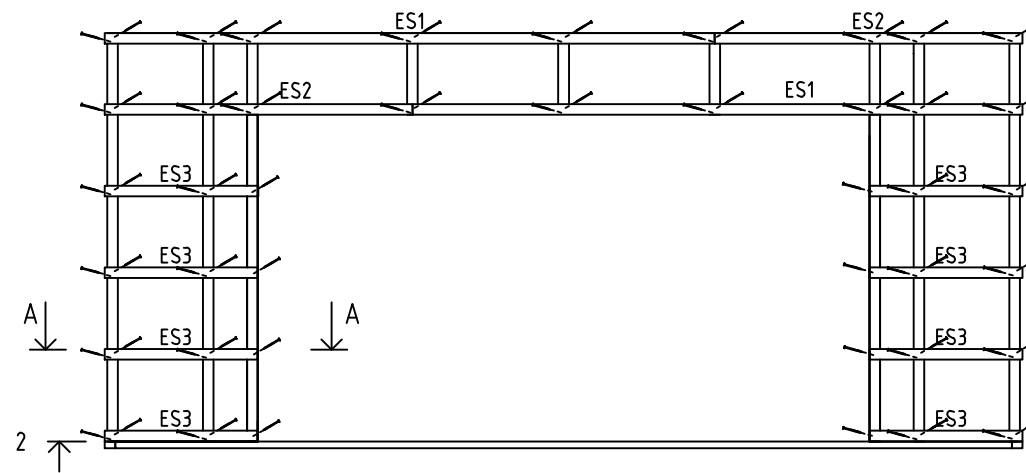
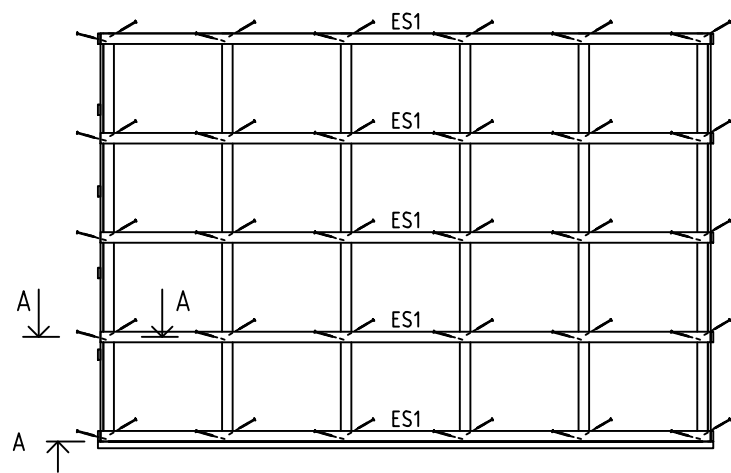


Name-Name-Nom 3412098		Page-Seite-Page 5
View-Aussicht-Vue ROOF PLAN-DACH-PLAN-PLAN DU TOIT		Scale-Maßstab-Echelle 1:50
Material-Material-Matériel 34x135		Date-Datum-Date 26.03.2024
Drafter-Zeichner-Rédacteur EJ	File	

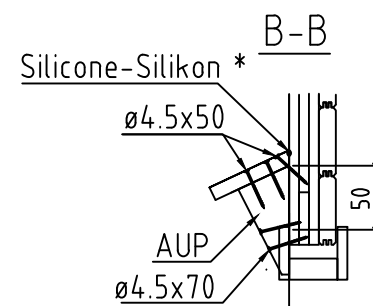
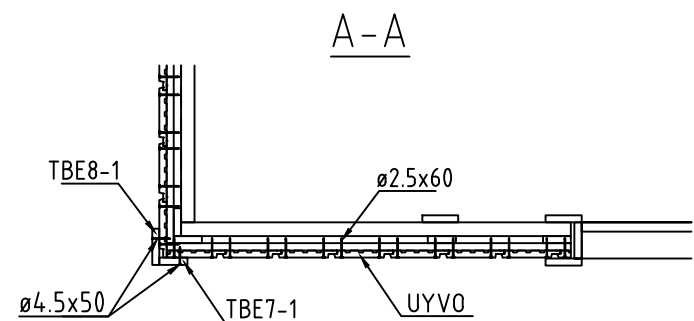
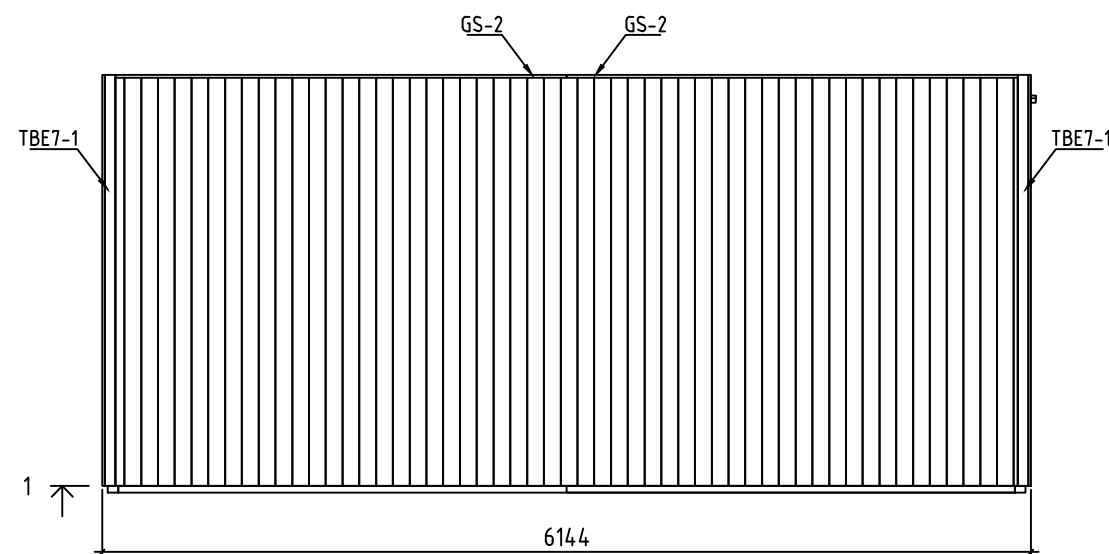
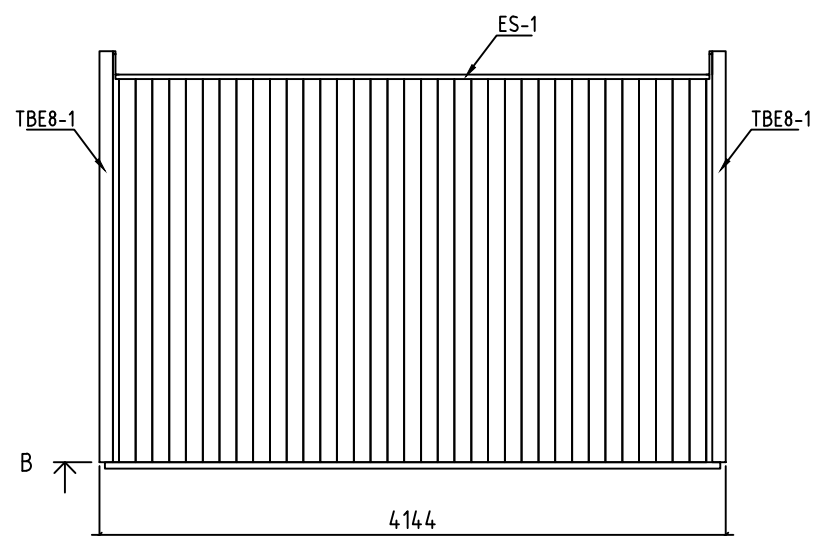
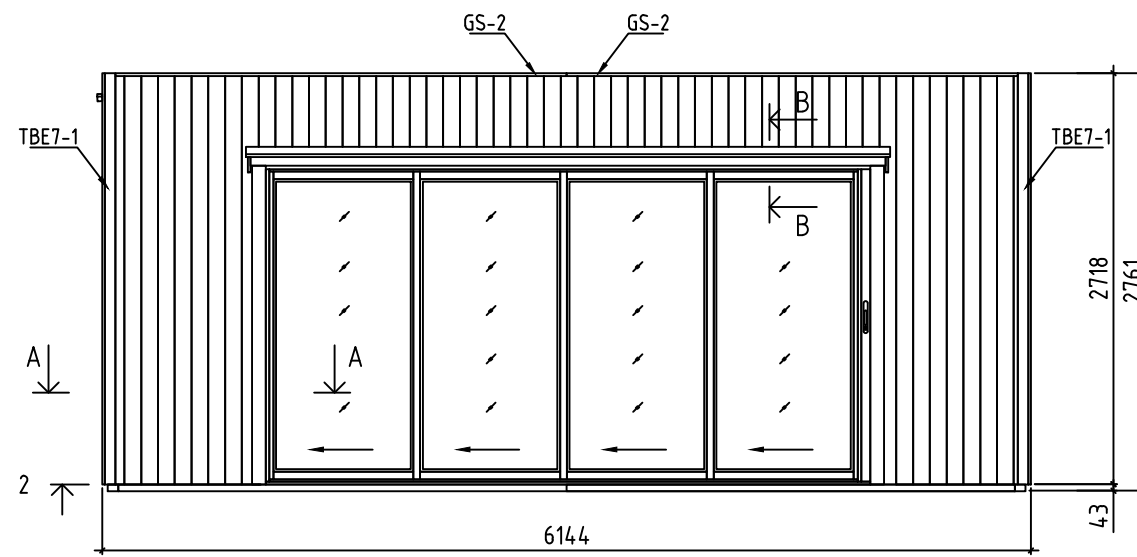
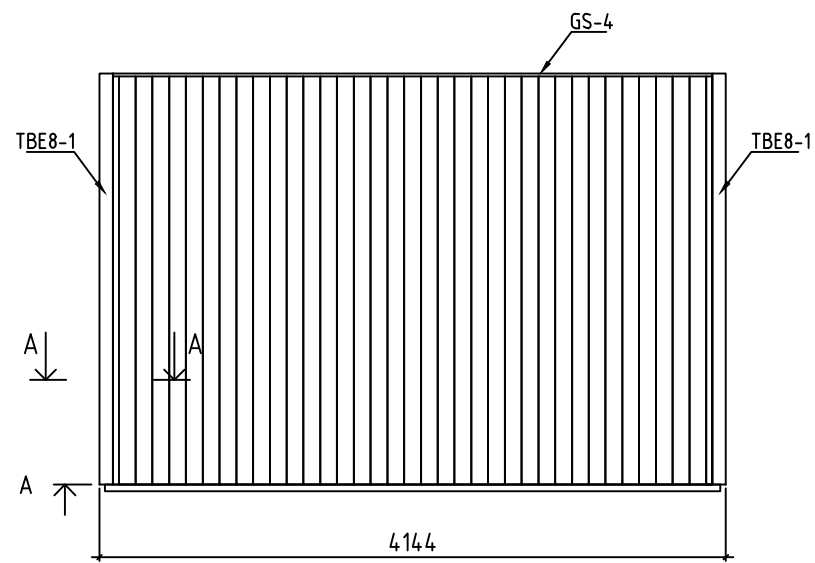


* Cut into length on site (If needed) - Bitte selber anpassen (Falls nötig) - Couper à la longueur sur place (selon la nécessité)

Name-Name-Nom 3412098	Page-Seite-Page 6
View-Aussicht-Vue CLADDING FRAME - VERKLEIDUNGSRAHMEN	Scale-Maßstab-Echelle 1:50
Material-Material-Matériel 34x135	Date-Datum-Date 26.03.2024
Drafter-Zeichner-Rédacteur EJ	File

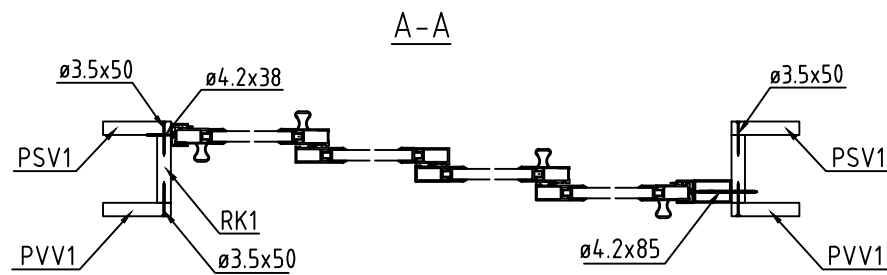
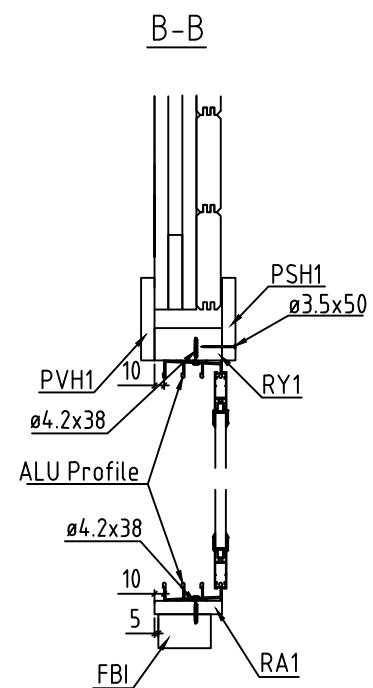
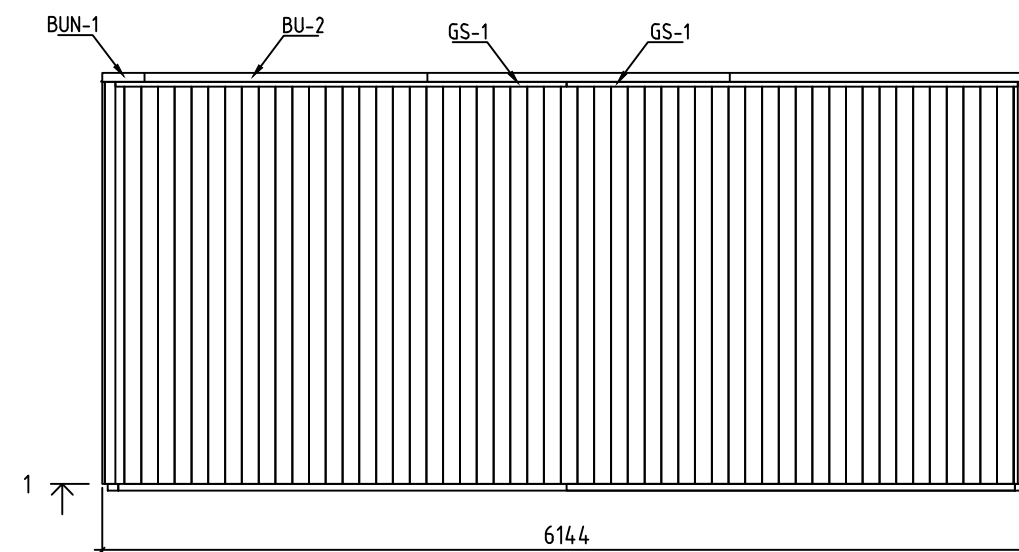
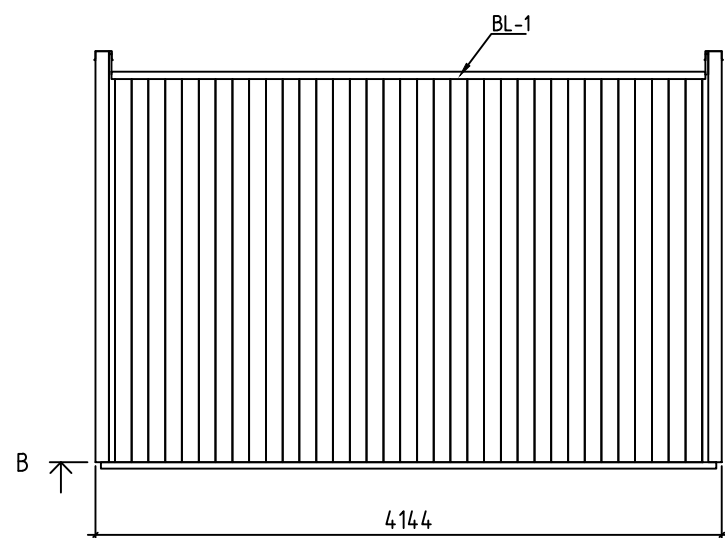
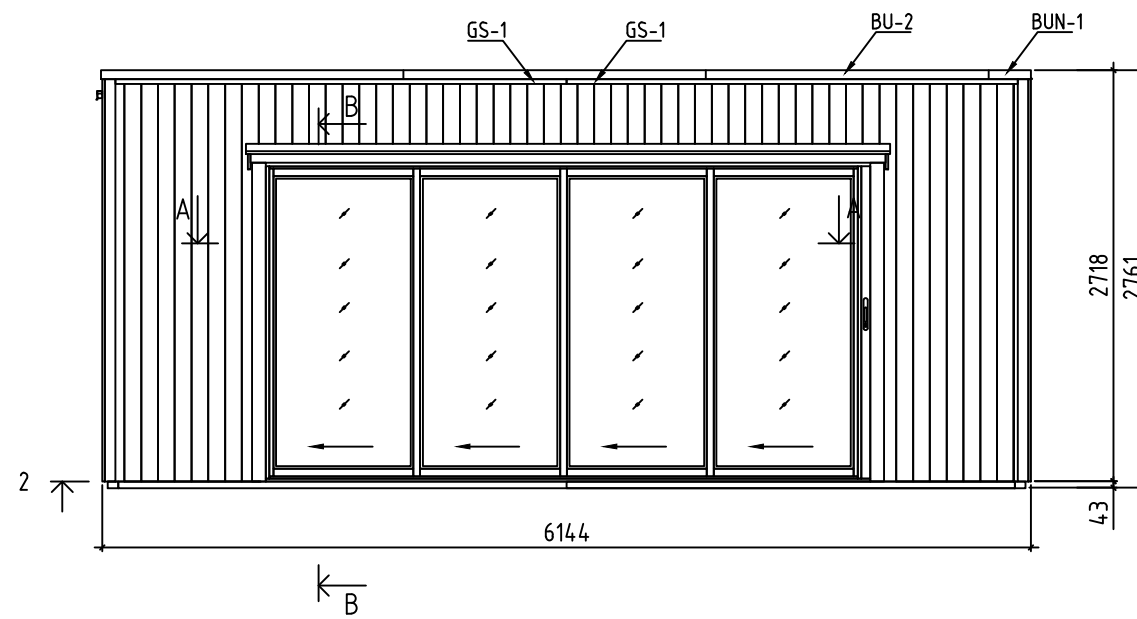
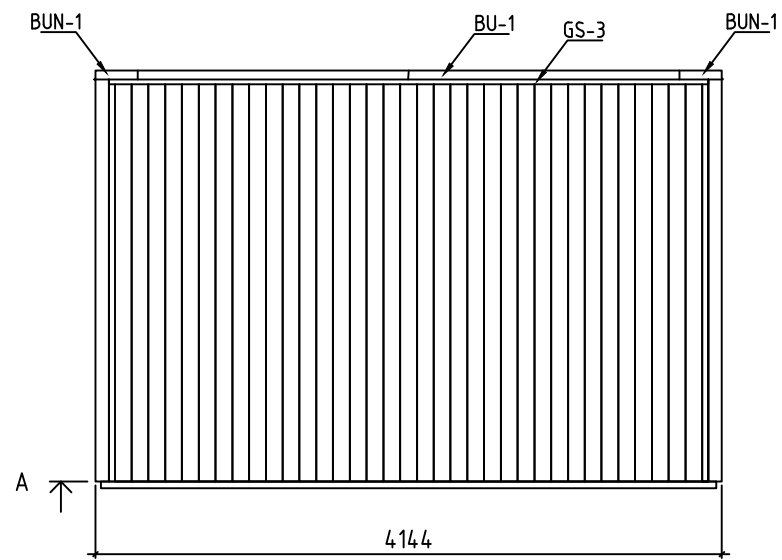


Name-Name-Nom 3412098		Page-Seite-Page 7
View-Aussicht-Vue VENTILATION FILLET - LÜFTUNGSLEISTE		Scale-Maßstab-Echelle 1:50
Material-Material-Matériel 34x135		Date-Datum-Date 26.03.2024
Drafter-Zeichner-Rédacteur EJ	File	















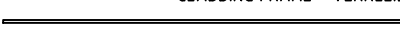

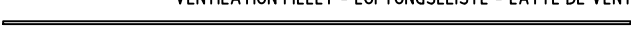



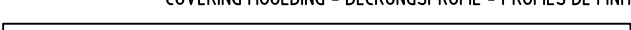
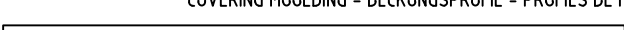

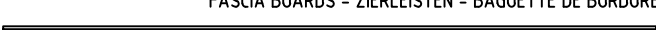







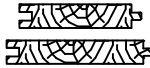
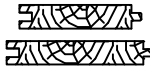
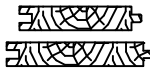
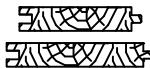










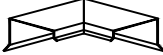






* Does not belong to the delivery set - Gehört nicht zum Lieferumfang - Pas inclus dans l'ensemble
























Name-Name-Nom 3412098	Page-Seite-Page 8
View-Aussicht-Vue EXTERNAL CLADDING - AUßENVERKLEIDUNG	Scale-Maßstab-Echelle 1:50
Material-Material-Matériel 34x135	Date-Datum-Date 26.03.2024
Drafter-Zeichner-Rédacteur EJ	File



Name-Name-Nom 3412098		Page-Seite-Page 9
View-Aussicht-Vue Räästaplekid		Scale-Maßstab-Echelle 1:50
Material-Material-Matériel 34x135		Date-Datum-Date 26.03.2024
Drafter-Zeichner-Rédacteur EJ	File	

Pos	3412098 Piece list - Stückliste - Liste des pieces	Q.	P (mm)	L (mm)
001		1	34x135	5350
002		2	34x125	5350
003		22	34x135	5350
004		1	34x125	3932
005		37	34x135	3932
006		1	34x135	3932
007		32	34x135	977
008		2	34x125	686
009		22	34x135	650
FBI1	FOUNDATION - FUNDAMENT - FONDATION (IMM) 	2	70x45	4072
FBI3	FOUNDATION - FUNDAMENT - FONDATION (IMM) 	10	70x43	4072
FBI2	FOUNDATION - FUNDAMENT - FONDATION (IMM) 	10	70x43	1860
FS1	SUPPORT FOR ROOF BEAM - BEFESTIGUNGSLEISTE - TASSEAU FIXATION VOLIGE 	4	43x70	2967
VK1	CLADDING FRAME - VERKLEIDUNGSRAHMEN - CADRE DE BARDAGE 	20	70x18	2690
VK2	CLADDING FRAME - VERKLEIDUNGSRAHMEN - CADRE DE BARDAGE 	5	70x18	2565
VK3	CLADDING FRAME - VERKLEIDUNGSRAHMEN - CADRE DE BARDAGE 	3	70x18	530
ES1	VENTILATION FILLET - LÜFTUNGSLEISTE - LATTE DE VENTILATION 	17	70x18	4036
ES3	VENTILATION FILLET - LÜFTUNGSLEISTE - LATTE DE VENTILATION 	5	70x18	2036
ES2	VENTILATION FILLET - LÜFTUNGSLEISTE - LATTE DE VENTILATION 	2	70x18	2036
ES4	VENTILATION FILLET - LÜFTUNGSLEISTE - LATTE DE VENTILATION 	8	70x18	1013
RA1	COVERING MOULDING - DECKUNGSPROFIL - PROFILS DE FINITION (IMM) 	1	18x90	4036
RY1	COVERING MOULDING - DECKUNGSPROFIL - PROFILS DE FINITION 	1	43x90	4000
RK1	COVERING MOULDING - DECKUNGSPROFIL - PROFILS DE FINITION 	2	18x90	2110
PVH1	FASCIA BOARDS - ZIERLEISTEN - BAGUETTE DE BORDURE 	1	90x18	4200
PVV1	FASCIA BOARDS - ZIERLEISTEN - BAGUETTE DE BORDURE 	2	90x18	2108
Name-Name-Nom	3412098	Date-Datum-Date	26.03.2024	Page-Seite-Page 1/4

Pos	3412098 Piece list - Stückliste - Liste des pieces		Q.	P (mm)	L (mm)
PSH1	FASCIA BOARDS - ZIERLEISTEN - BAGUETTE DE BORDURE 		1	90x18	4200
PSV1	FASCIA BOARDS - ZIERLEISTEN - BAGUETTE DE BORDURE 		2	90x18	2090
RB1	ROOF BEAM - DACHBALKEN - PANNE DE TOIT 		9	43x140	3932
F-1	FLOOR BOARDS-FUSSBODENBRETTTER-LAME DE PLANCHER	 or-oder-ou	68+1 52+1	88x18 114x18	3926
R-1	ROOF BOARDS - DACHBRETTTER - VOLIGES	 or-oder-ou	23+1 18+1	88x18 114x18	4634
R-2	ROOF BOARDS - DACHBRETTTER - VOLIGES	 or-oder-ou	22 17	88x18 114x18	4073
R-3	ROOF BOARDS - DACHBRETTTER - VOLIGES	 or-oder-ou	22 17	88x18 114x18	1998
R-4	ROOF BOARDS - DACHBRETTTER - VOLIGES	 or-oder-ou	23 18	88x18 114x18	1437
UYVO	EXTERNAL CLADDING - AUßENVERKLEIDUNG - REVÊTEMENT EXTÉRIEUR		116+2	111x18	2690
UYVO	EXTERNAL CLADDING - AUßENVERKLEIDUNG - REVÊTEMENT EXTÉRIEUR		35	111x18	2564
UYVO	EXTERNAL CLADDING - AUßENVERKLEIDUNG - REVÊTEMENT EXTÉRIEUR		35	111x18	530
AUP-1	WEATHER BOARD - REGENABSCHLUSSBRETT - ABILLAGE		1	18x120	4260
KLS-1	COVERING BOARD - DECKENLEISTEN - PROFILS DE FINITION		4	18x70	2440*
FF-1	ROOFING FELT FILLET - DACHPAPPENLEISTE - BAGUETTE DE FIXATION DU FEUTRE BITUMEUX		2	18x18	1965
FF-2	ROOFING FELT FILLET - DACHPAPPENLEISTE - BAGUETTE DE FIXATION DU FEUTRE BITUMEUX		4	18x18	3035
TBE7-1	CORNER FILLET - ECKLEISTE - BAGUETTE DE FIXATION DU ANGLE		4	18x70	2725
TBE8-1	CORNER FILLET - ECKLEISTE - BAGUETTE DE FIXATION DU ANGLE		4	18x90	2725
ES-1	ROOF EDGE REINFORCEMENT - DACHRANDVERSTÄRKUNG - CORNIERE DE RENFORT DE BORD DE TOIT		1	30x40	3932
BUN-1	SHEET METAL FOR ROOF COMPLETION (Dark Brown) - BLECH FÜR DACHABSCHLUSS (Dunkelbraun) - FINITION DU TOIT (Marron Foncé)		2	110x50	280
BU-1	SHEET METAL FOR ROOF COMPLETION (Dark Brown) - BLECH FÜR DACHABSCHLUSS (Dunkelbraun) - FINITION DU TOIT (Marron Foncé)		2	110x50	1950
BU-2	SHEET METAL FOR ROOF COMPLETION (Dark Brown) - BLECH FÜR DACHABSCHLUSS (Dunkelbraun) - FINITION DU TOIT (Marron Foncé)		6	110x50	2100
BL-1	SHEET METAL FOR ROOF COMPLETION (Dark Brown) - BLECH FÜR DACHABSCHLUSS (Dunkelbraun) - FINITION DU TOIT (Marron Foncé)		2	70x50	2050
GS-1	ROOFING FELT FILLET - DACHPAPPENLEISTE - BAGUETTE DE FIXATION DU FEUTRE BITUMEUX		4	18x90	2984
GS-2	ROOFING FELT FILLET - DACHPAPPENLEISTE - BAGUETTE DE FIXATION DU FEUTRE BITUMEUX		4	18x90	3009
GS-3	ROOFING FELT FILLET - DACHPAPPENLEISTE - BAGUETTE DE FIXATION DU FEUTRE BITUMEUX		1	18x90	3964
Name-Name-Nom		3412098	Date-Datum-Date	26.03.2024	Page-Seite-Page 2/4

Pos	3412098 Piece list - Stückliste - Liste des pieces	Q.	P (mm)	L (mm)
GS-4	ROOFING FELT FILLET - DACHPAPPENLEISTE - BAGUETTE DE FIXATION DU FEUTRE BITUMEUX 	1	18x90	4108
HS	SCREW FOR ROOFING FELT FILLET (FF) - SCHRAUBE FÜR DACHPAPPEN- LEISTE (FF) - VIS POUR BAGUETTE FIXATION FEUTRE BITUMEUX (FF) 	37	ø3.5x35	
HS	SCREW FOR COVERING BOARD (KLS) - SCHRAUBE FÜR DECKENLEISTEN (KLS) - VIS POUR PROFILS DE FINITION (KLS) 	20	ø4.5x50	
HS	SCREW FOR CORNER FILLET (TBE) - SCHRAUBE FÜR ECKLEISTE (TBE) - VIS POUR BAGUETTE DE FIXATION DU ANGLE (TBE) 	48	ø4.5x50	
HS	SCREW FOR COVERING MOULDING - SCHRAUBE FÜR DECKUNGSPROFIL - VIS DE FIXATION POUR PROFILS DE FINITION 	45	ø4.5x50	
HS	SCREW FOR ROOF EDGE REINFORCEMENT (ES) - SCHRAUBE FÜR DACHRANDVERSTÄRKUNG (ES) - VIS POUR RENFORT DE BORD DE TOIT (ES) 	9	ø4.5x50	
HS	SCREW FOR VENTILATION FILLET (ES) - SCHRAUBE FÜR LÜFTUNGSLEISTE (ES) - VIS POUR LITEAU DE VENTILATION (ES) 	290	ø4.5x50	
HS	SCREW FOR WEATHER BOARD (AUP) - SCHRAUBE FÜR REGENABSCHLUSSBRETT (AUP) - VIS POUR HABILLAGE (AUP) 	13	ø4.5x50	
HS	SCREW FOR ROOFING FELT FILLET (GS) - SCHRAUBE FÜR DACHPAPPEN- LEISTE (GS) - VIS POUR BAGUETTE FIXATION FEUTRE BITUMEUX (GS) 	46	ø4.5x50	
HS	SCREW FOR DOOR JAMB - SCHRAUBE FÜR TÜRRAHMEN - VIS DE FIXATION POUR MONTANT DE PORTE 	12	ø4.5x60	
HS	SCREW FOR ROOF FIXING SLAT (FS1) - SCHRAUBE FÜR BEFESTIGUNGSLEISTE (FS1) - VIS POUR TASSEAU FIXATION VOLIGE (RB1) 	48	ø4.5x70	
HS	SCREW FOR WEATHER BOARD (AUP) - SCHRAUBE FÜR REGENABSCHLUSSBRETT (AUP) - VIS POUR HABILLAGE (AUP) 	4	ø4.5x70	
HS	SCREW FOR CLADDING FRAME (VK) - SCHRAUBE FÜR VERKLEIDUNGSRAHMEN (VK) - VIS POUR CADRE DE BARDAGE (VK) 	260	ø4x45	
HS	SCREW FOR FUNDAMENT (FBI) - SCHRAUBE ZUR BEFESTIGUNG FUNDAMENT (FBI) - VIS POUR FONDATION (FBI) 	58	ø5x120	
HS	SCREW FOR ROOF BEAMS (RB1) - SCHRAUBE FÜR DACHBALKEN (RB1) - VIS POUR PANNE DE TOIT (RB1) 	18	ø5x120	
HS	SCREW FOR WALL MOUNTING - SCHRAUBE FÜR WANDMONTAGE - VIS DE FIXATION AU MUR 	160	ø5x80	
HS	SCREW FOR 1. WALL BEAM - SCHRAUBE FÜR 1. BOHLENREIHE - VIS DE FIXATION DES FONDATIONS 	14	ø6x160	
HB	HAMMER BLOCK - SCHLAGHOLZ - CALLE DE FRAPPE 	2	34mm	
NF	ZN NAIL FOR FILLETS - ZN NÄGEL FÜR LEISTEN - POINTE POUR CORNIERE 	40	ø1.4x40	
NF	ZN NAIL FOR ROOF - ZN NÄGEL FÜR DACHBRETT - POINTE POUR TOIT 	475	ø2.5x60	
NF	ZN NAIL FOR FLOOR - ZN NÄGEL FÜR FUSSBODENBRETT - CLOUS POUR PLANCHER 	560	ø2.5x60	
NF	ZN NAIL FOR EXTERNAL CLADDING - ZN NÄGEL FÜR AUßENVERKLEIDUNG - CLOUS POUR REVÊTEMENT EXTÉRIEUR 	1680	ø2.5x60	
HS	SHEET METAL SCREWS (Dark brown) - BLECHSCHRAUBEN (Dunkelbraun) - VIS A TOLE (Marron Foncé) 	92	ø4.8x28	
	* Cut into length on site (if needed) - Bitte selber anpassen (Falls nötig) - Couper à la longueur sur place (selon la nécessité)			
Name-Name-Nom	3412098	Date-Datum-Date	26.03.2024	Page-Seite-Page 3/4

