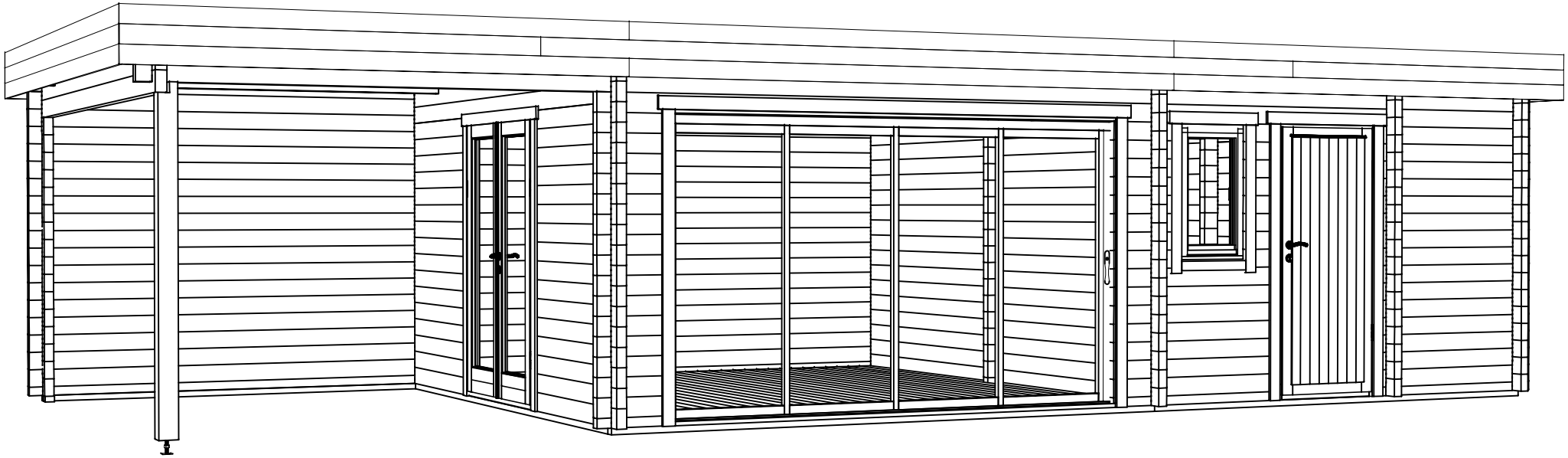

Model	7018930	Seite/Page	1
Zeichnung/Drawing	3 D	Maßstab/Scale	
Profil/Profile	70X135	Datum/Date	27.07.2022
Zeichner/Drafter	SRM	File	7018930.dwg

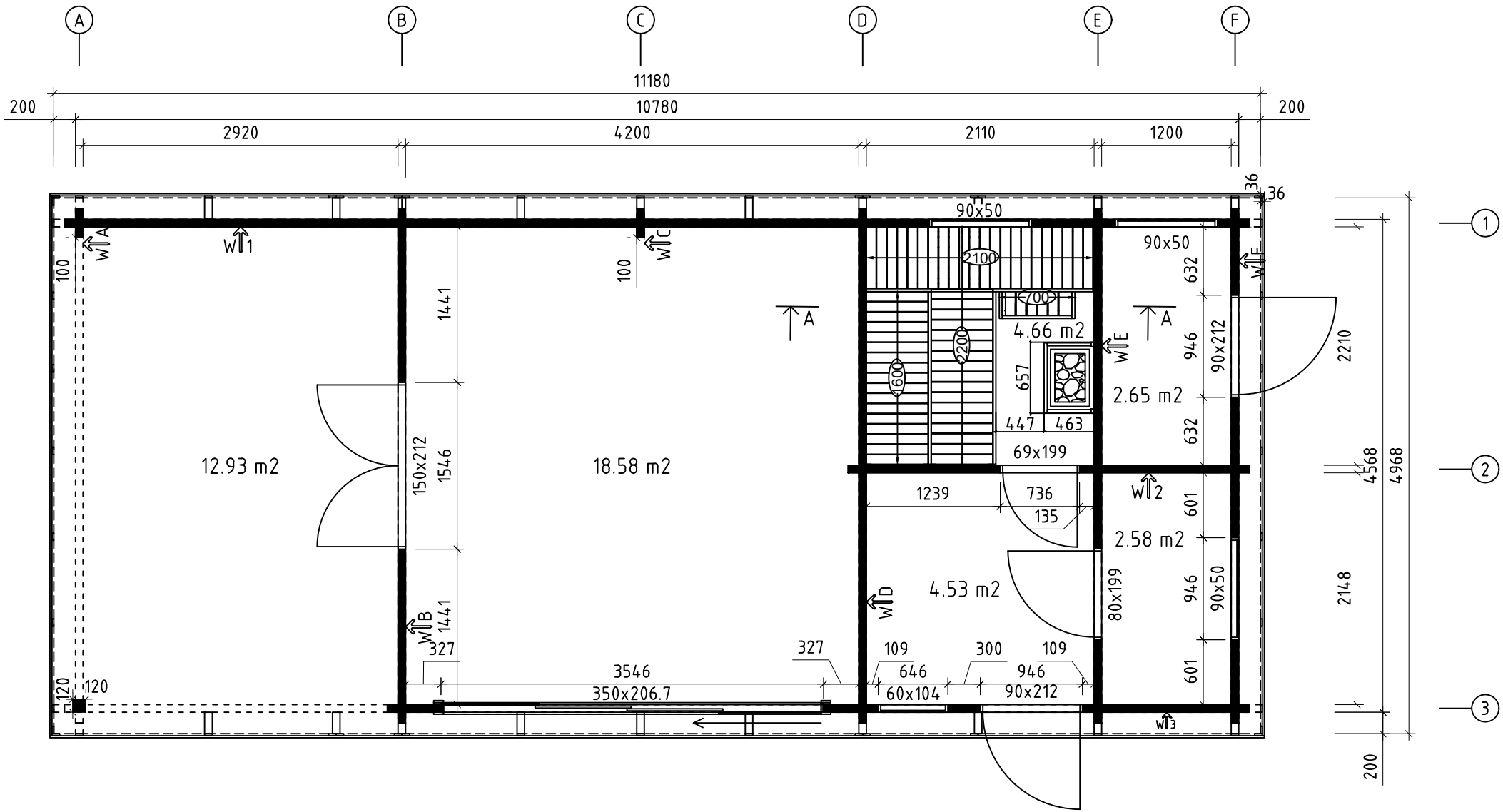

Wir empfehlen, die Länge der Ofenschutz auf eine geeignete Länge zu kürzen.
Beachten Sie die Mindestsicherheitsabstände im Anleitung!
We recommend cutting the lengths of the heater protection details to a suitable length. Pay attention to the minimum safety distances in the heater manual!

Model	7018930	Seite/Page	2
Zeichnung/Drawing	GRUNDPLAN - GROUNDPLAN	Maßstab/Scale	1:50
Profil/Profile	70x135	Datum/Date	27.07.2022
Zeichner/Drafter	SRM	File	7018930.dwg

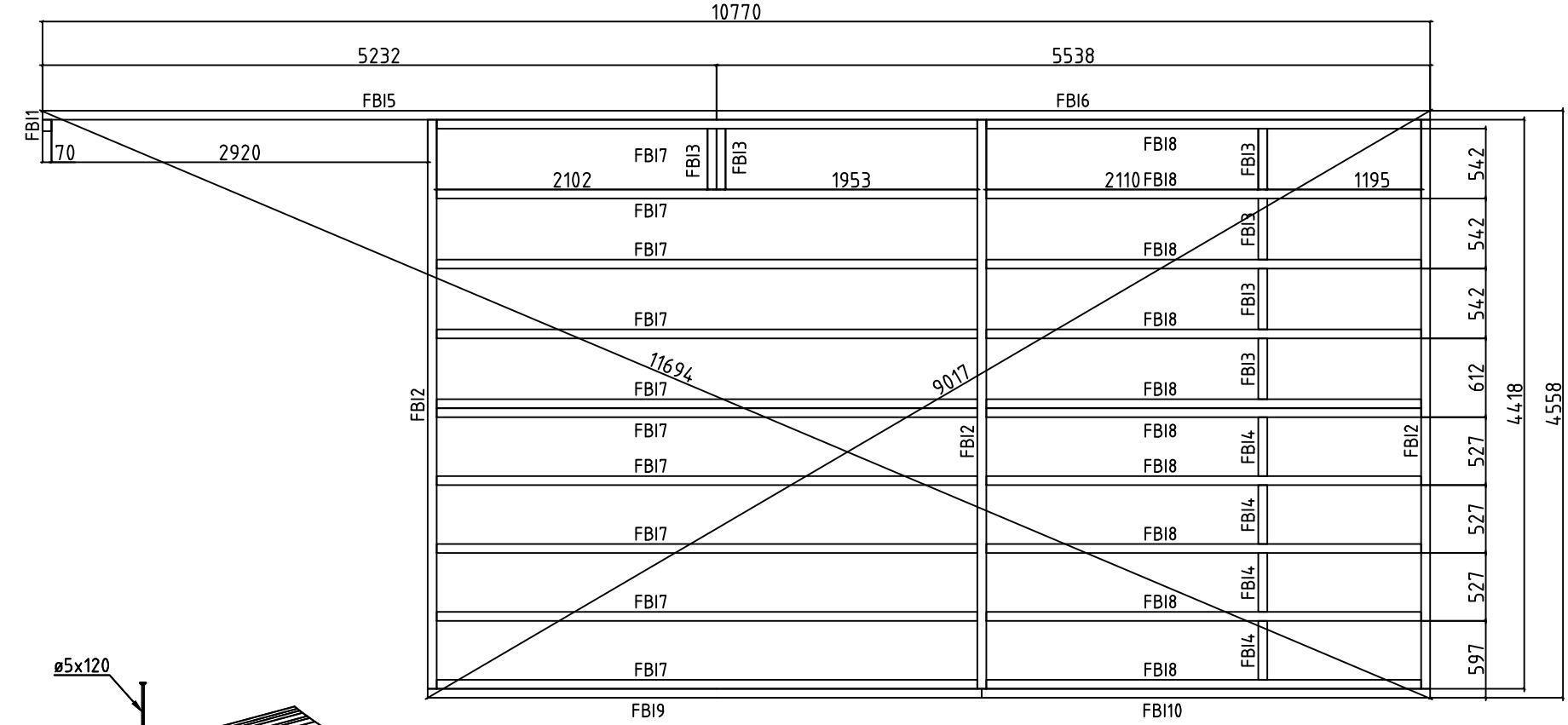

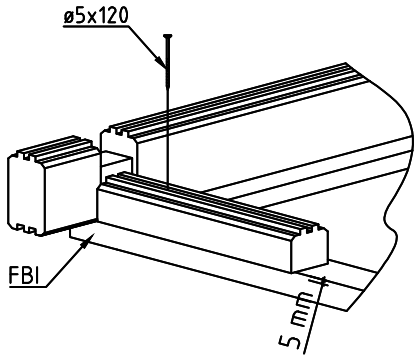

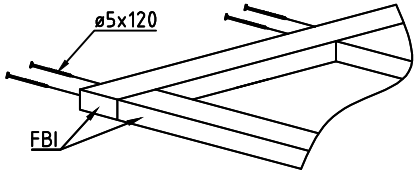

Model	7018930	Seite/Page	3
Zeichnung/Drawing FUNDAMENTHOLZ (1MM) - FOUNDATION BEAM (1MM)		Maßstab/Scale	1:50
Profil/Profile	70x45	Datum/Date	27.07.2022
Zeichner/Drafter	SRM	File	7018930.dwg

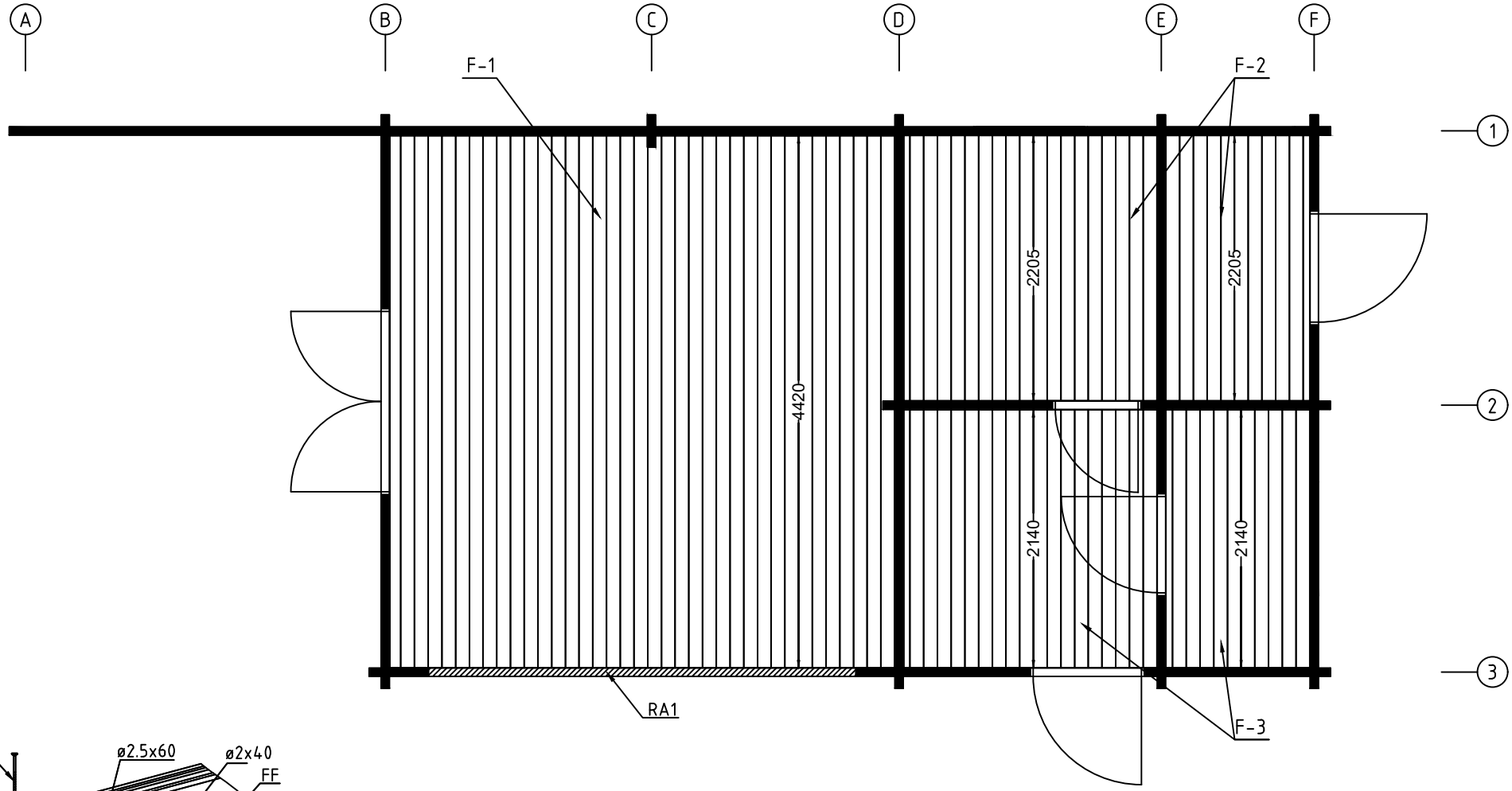

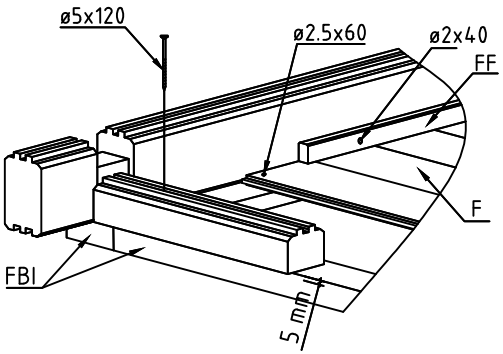

ALU op.1 Fussbodenbretter verlegen vor Montage von ALU- Türen
Lay floor boards before installing doors

Model	7018930	Seite/Page	4
Zeichnung/Drawing	FUSSBODENBRETTER-FLOOR BOARDS	Maßstab/Scale	1:50
Profil/Profile	114x28	Datum/Date	27.07.2022
Zeichner/Drafter	SRM	File	7018930.dwg

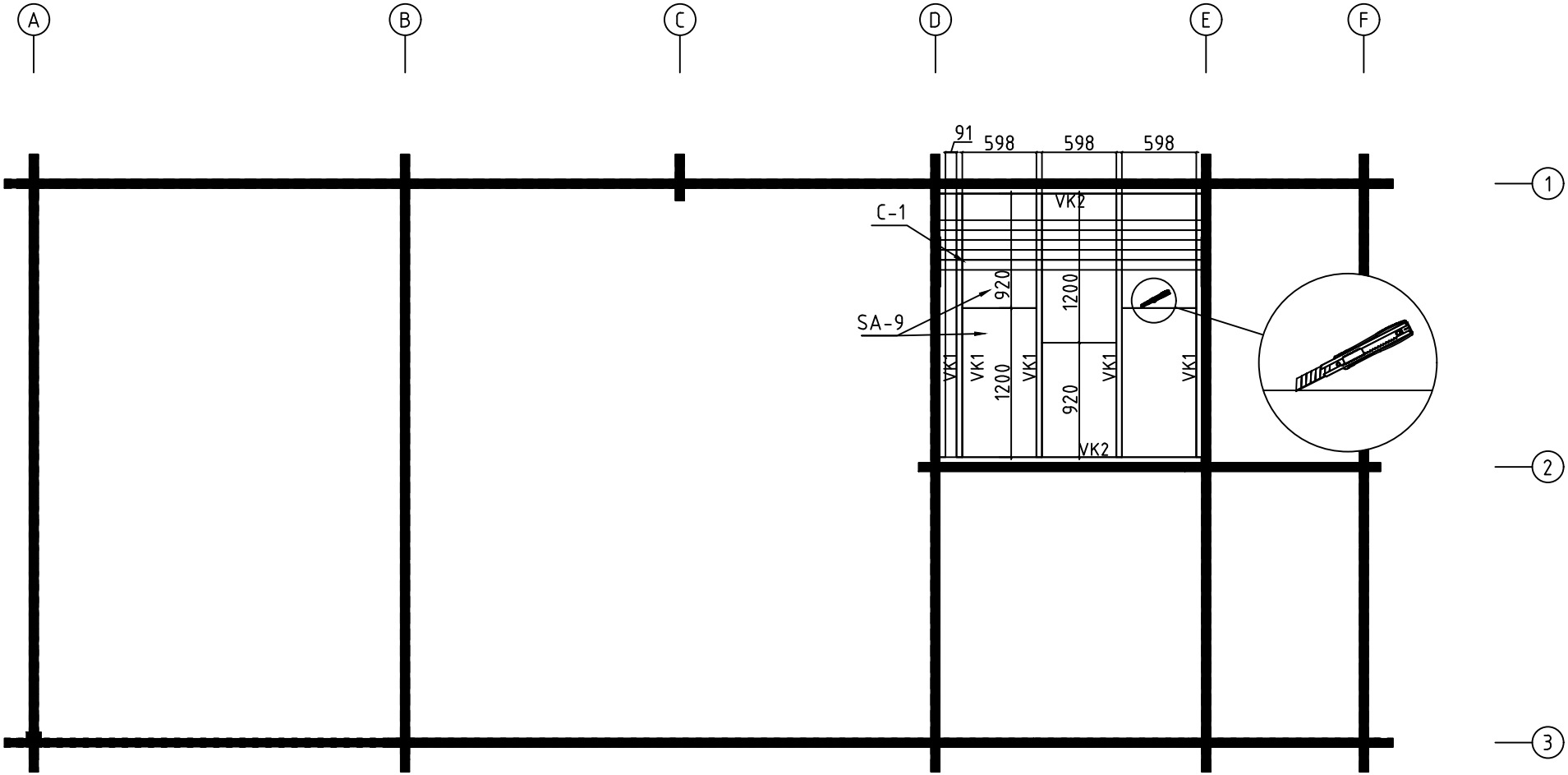

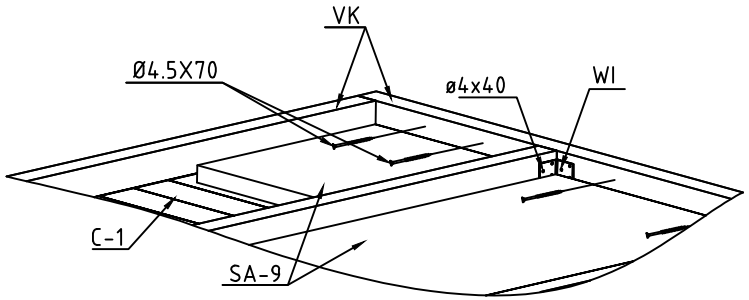

Model	7018930	Seite/Page	5
Zeichnung/Drawing SAUNA DECKENBRETTER-CEILING BOARDS		Maßstab/Scale	1:50
Profil/Profile	80x15 / 45x70	Datum/Date	27.07.2022
Zeichner/Drafter	SRM	File	7018930.dwg

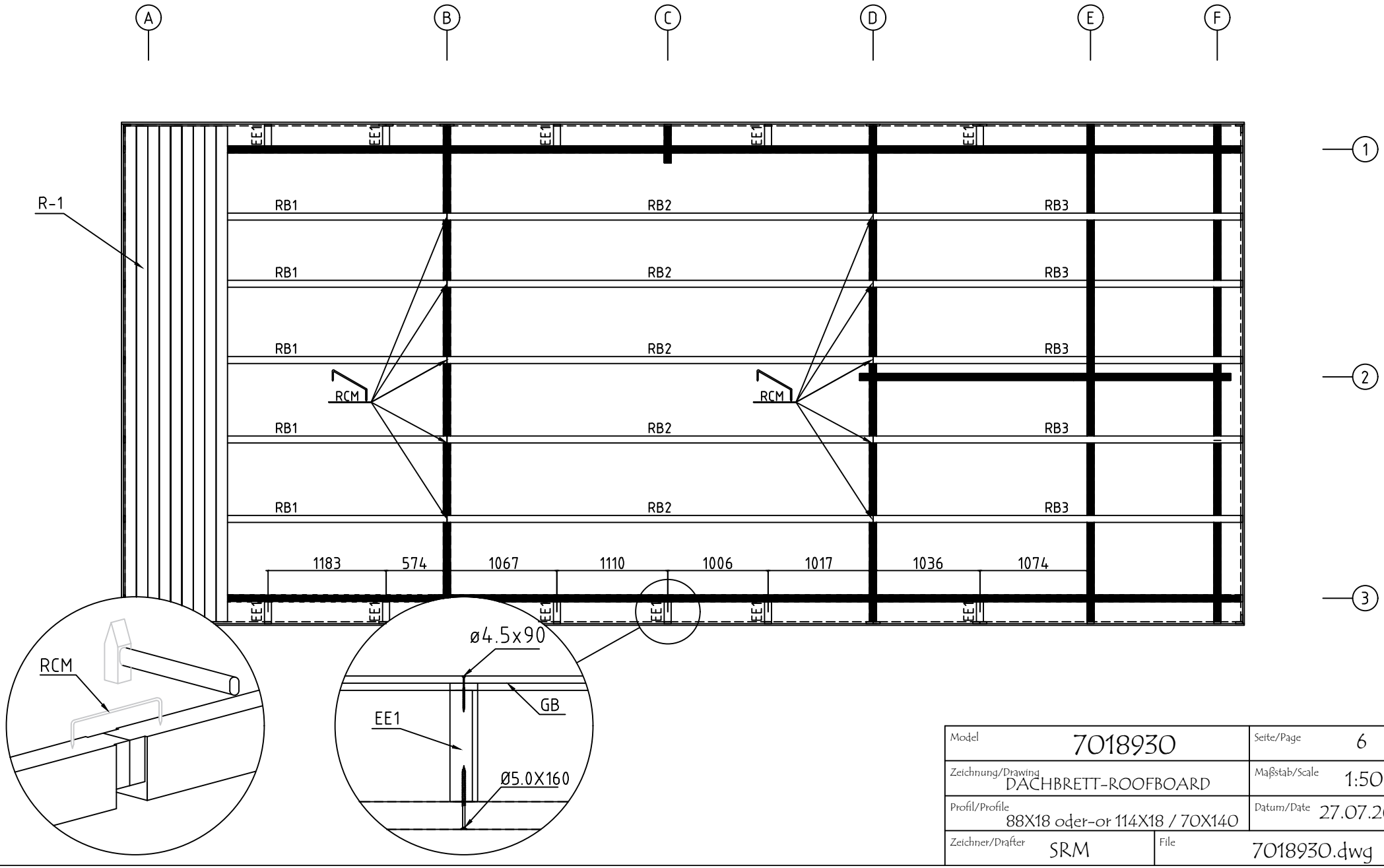

Model	7018930	Seite/Page	6
Zeichnung/Drawing	DACHBRETT-ROOFBOARD	Maßstab/Scale	1:50
Profil/Profile	88X18 oder-or 114X18 / 70X140	Datum/Date	27.07.2022
Zeichner/Drafter	SRM	File	7018930.dwg

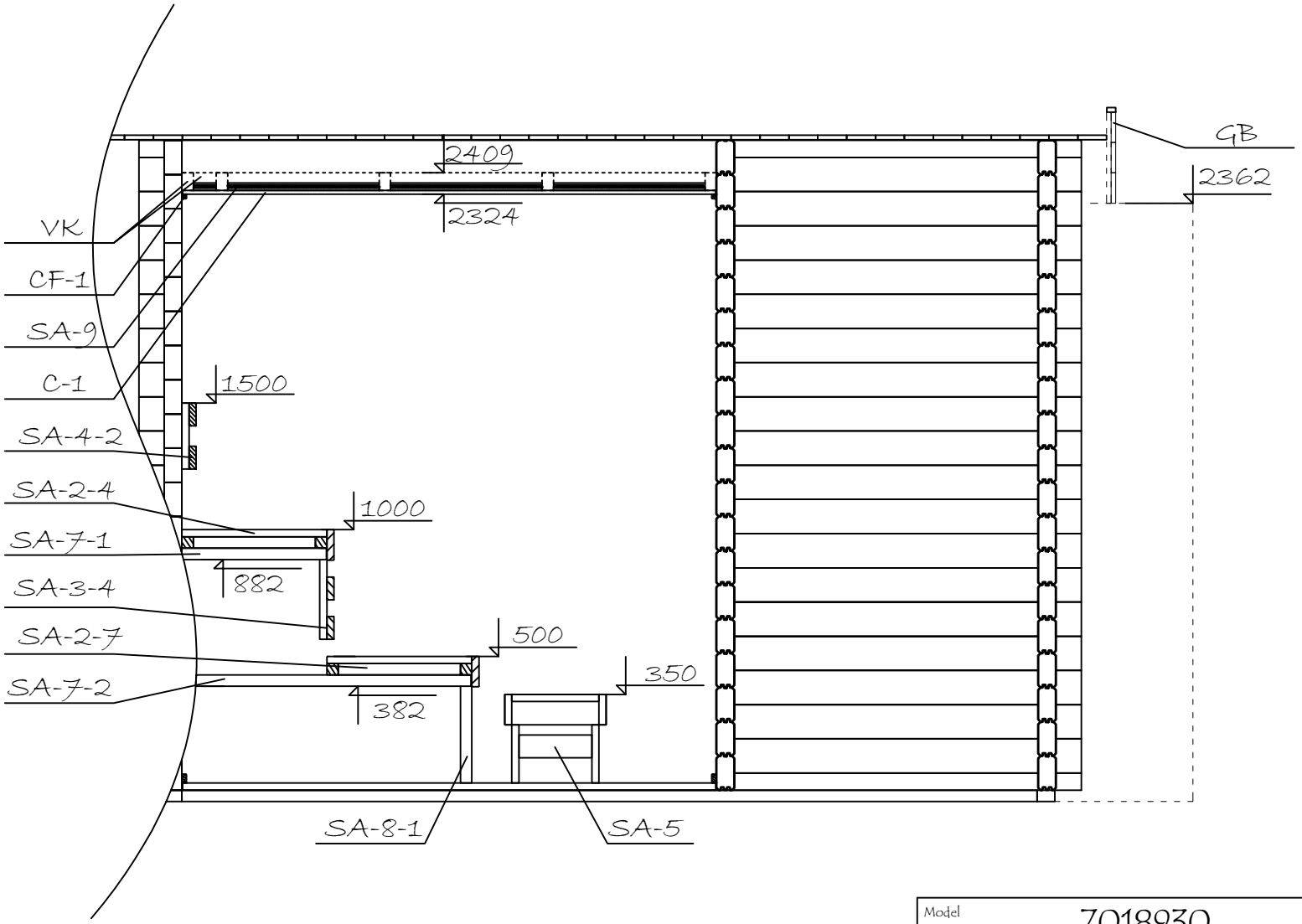

Model	7018930	Seite/Page	7
Zeichnung/Drawing	SCHNITT A - CUT A	Maßstab/Scale	1:50
Profil/Profile	70x135	Datum/Date	27.07.2022
Zeichner/Drafter	SRM	File	7018930.dwg

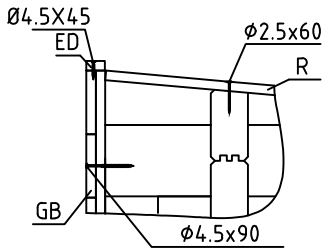

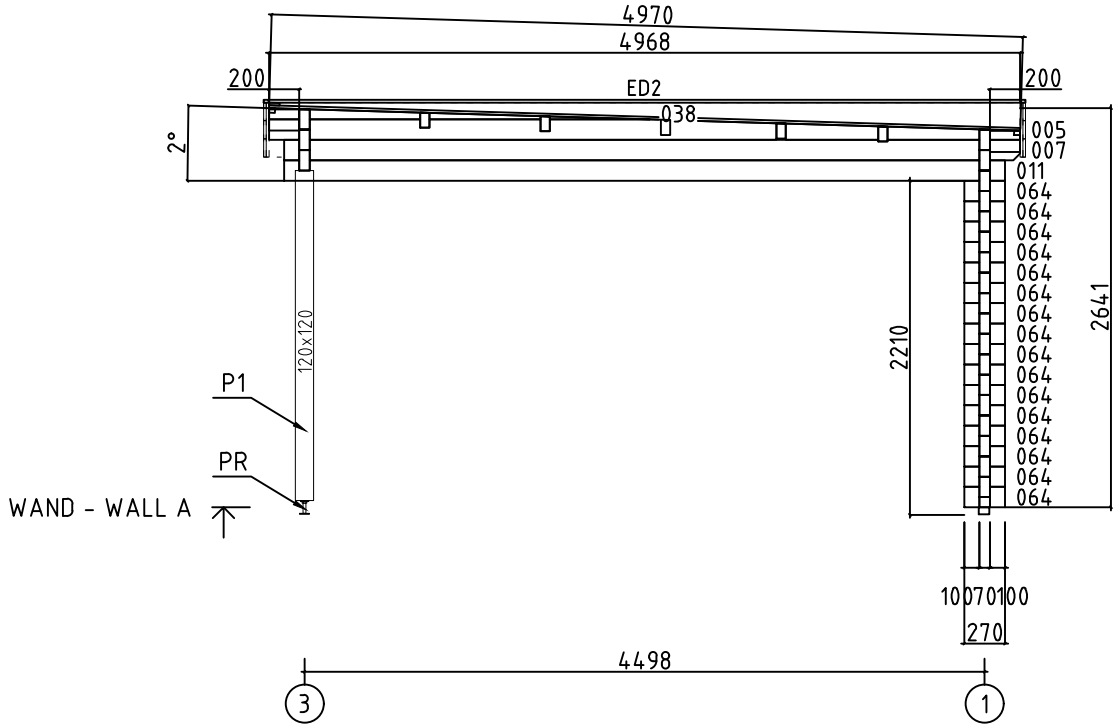

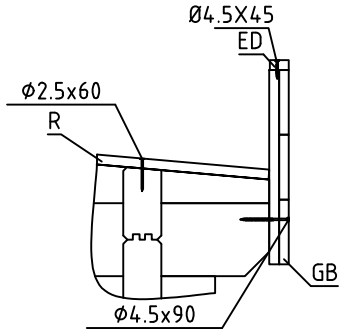

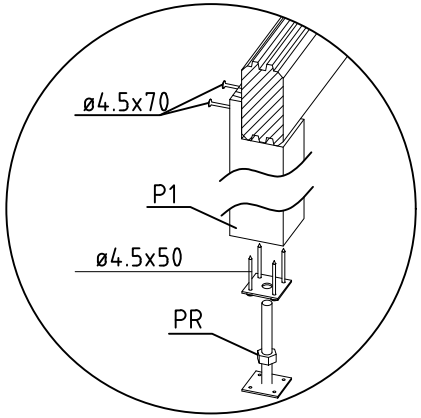

Model	7018930	Seite/Page	8
Zeichnung/Drawing	WAND - WALL A	Maßstab/Scale	1:50
Profil/Profile	70x135	Datum/Date	27.07.2022
Zeichner/Drafter	SRM	File	7018930.dwg

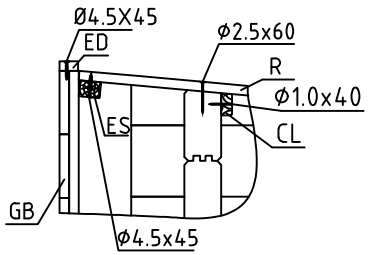

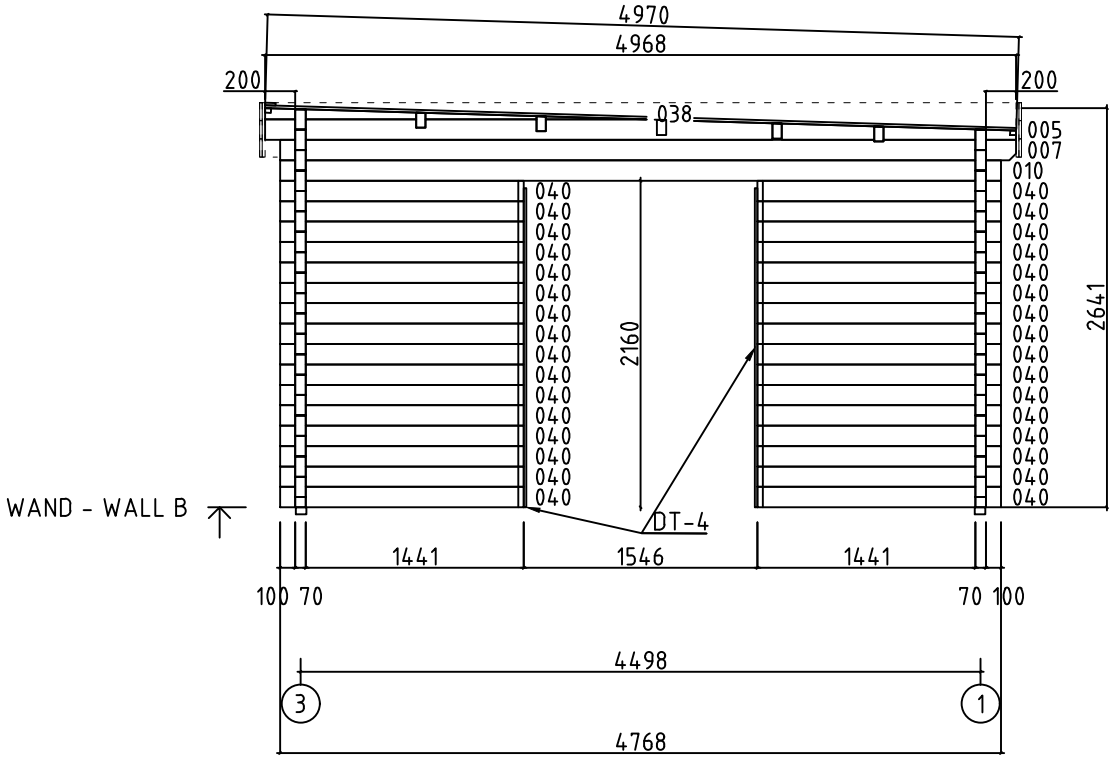

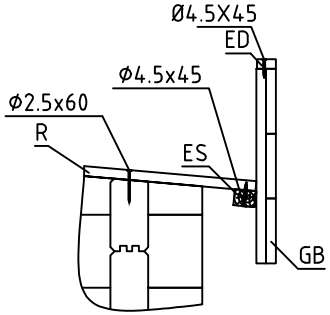

Model	7018930	Seite/Page	9
Zeichnung/Drawing	WAND - WALL B	Maßstab/Scale	1:50
Profil/Profile	70x135	Datum/Date	27.07.2022
Zeichner/Drafter	SRM	File	7018930.dwg

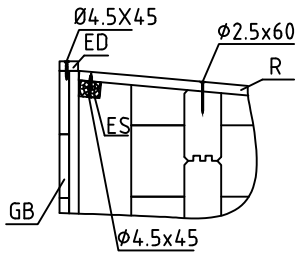

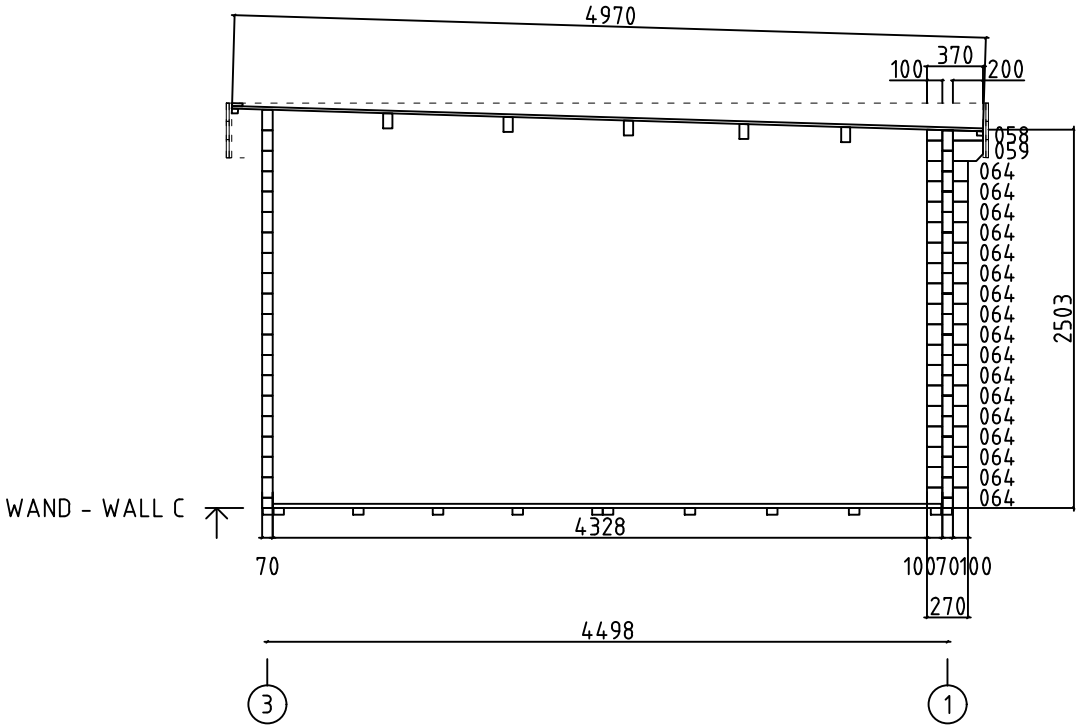

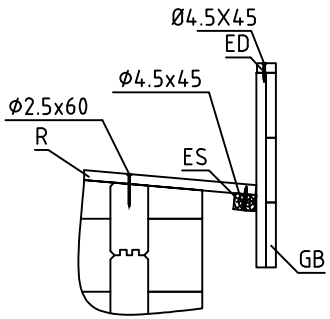

Model	7018930	Seite/Page	10
Zeichnung/Drawing	WAND - WALL C	Maßstab/Scale	1:50
Profil/Profile	70x135	Datum/Date	27.07.2022
Zeichner/Drafter	SRM	File	7018930.dwg

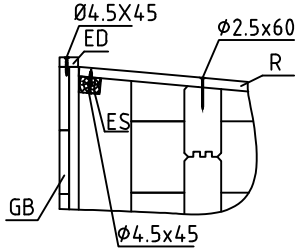

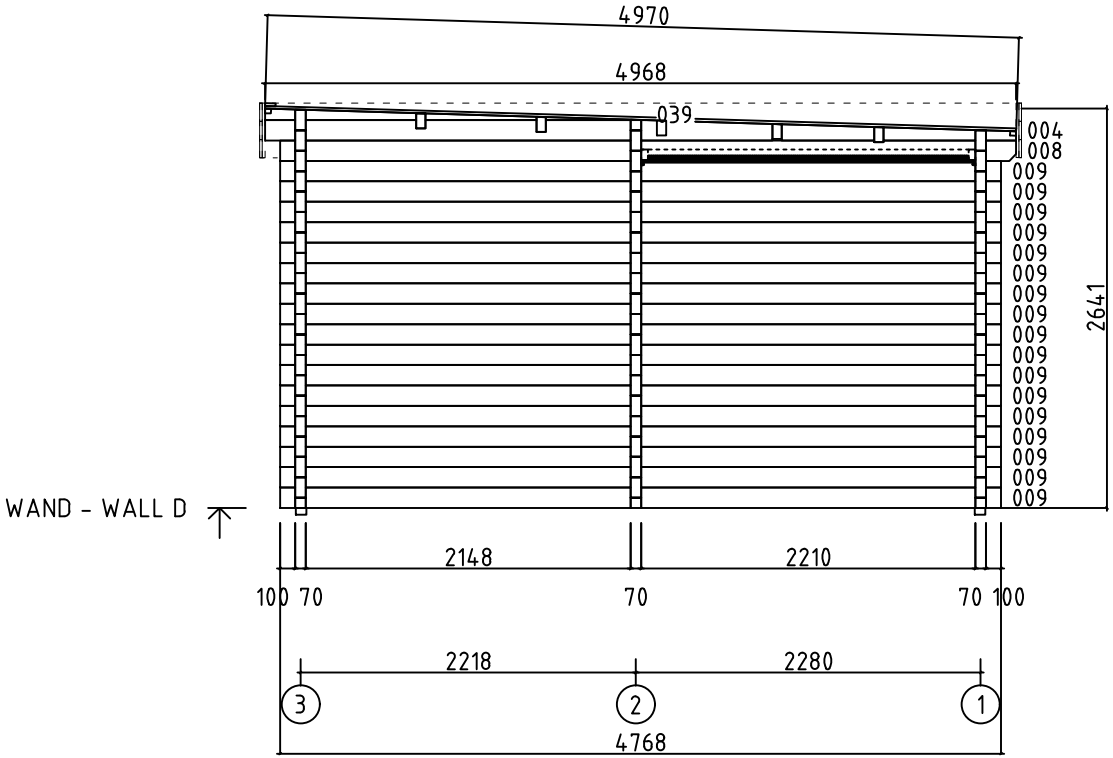

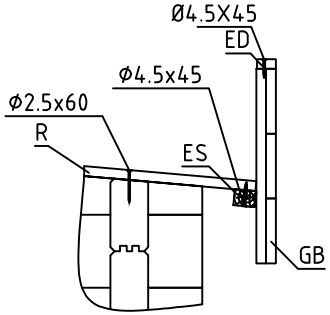

Model	7018930	Seite/Page	11
Zeichnung/Drawing	WAND - WALL D	Maßstab/Scale	1:50
Profil/Profile	70x135	Datum/Date	27.07.2022
Zeichner/Drafter	SRM	File	7018930.dwg

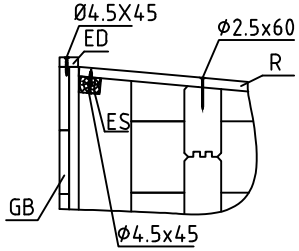

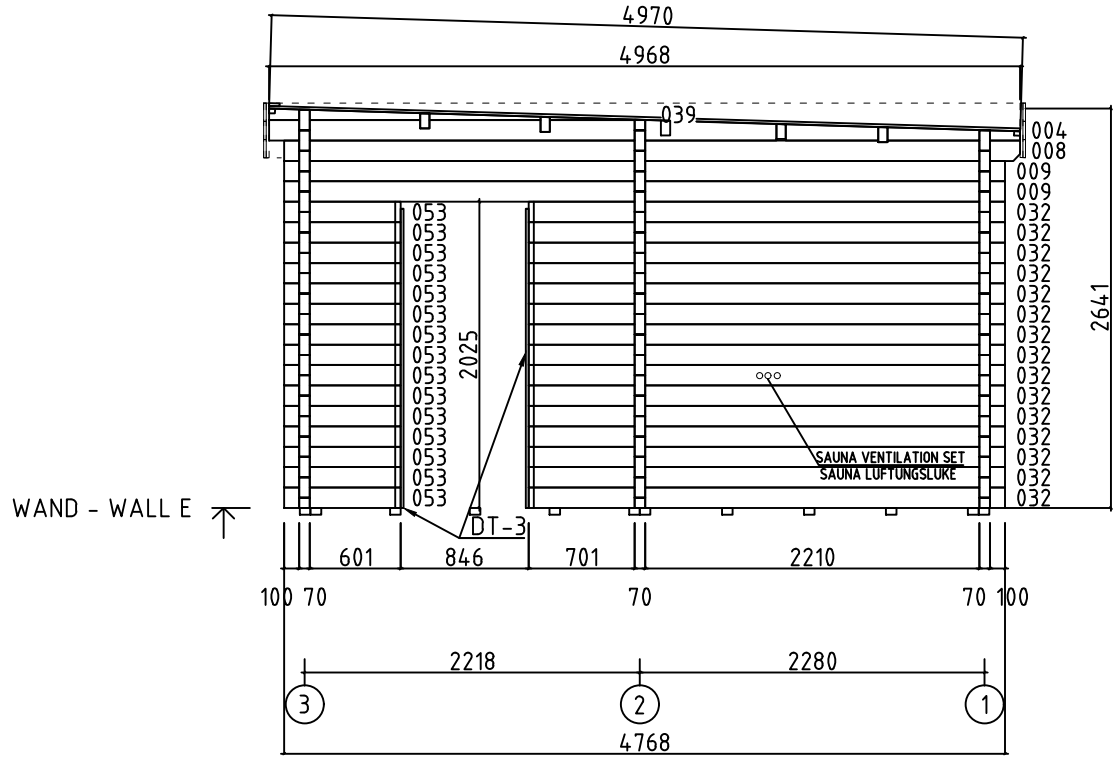

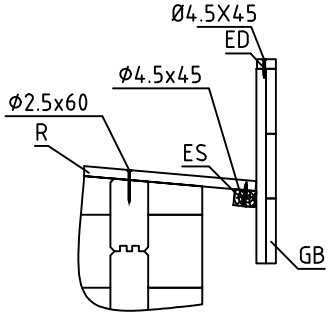

Model	7018930	Seite/Page	12
Zeichnung/Drawing	WAND - WALL E	Maßstab/Scale	1:50
Profil/Profile	70x135	Datum/Date	27.07.2022
Zeichner/Drafter	SRM	File	7018930.dwg

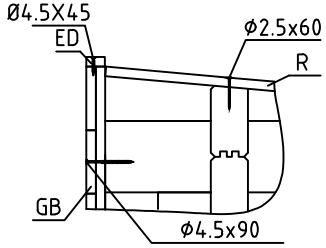

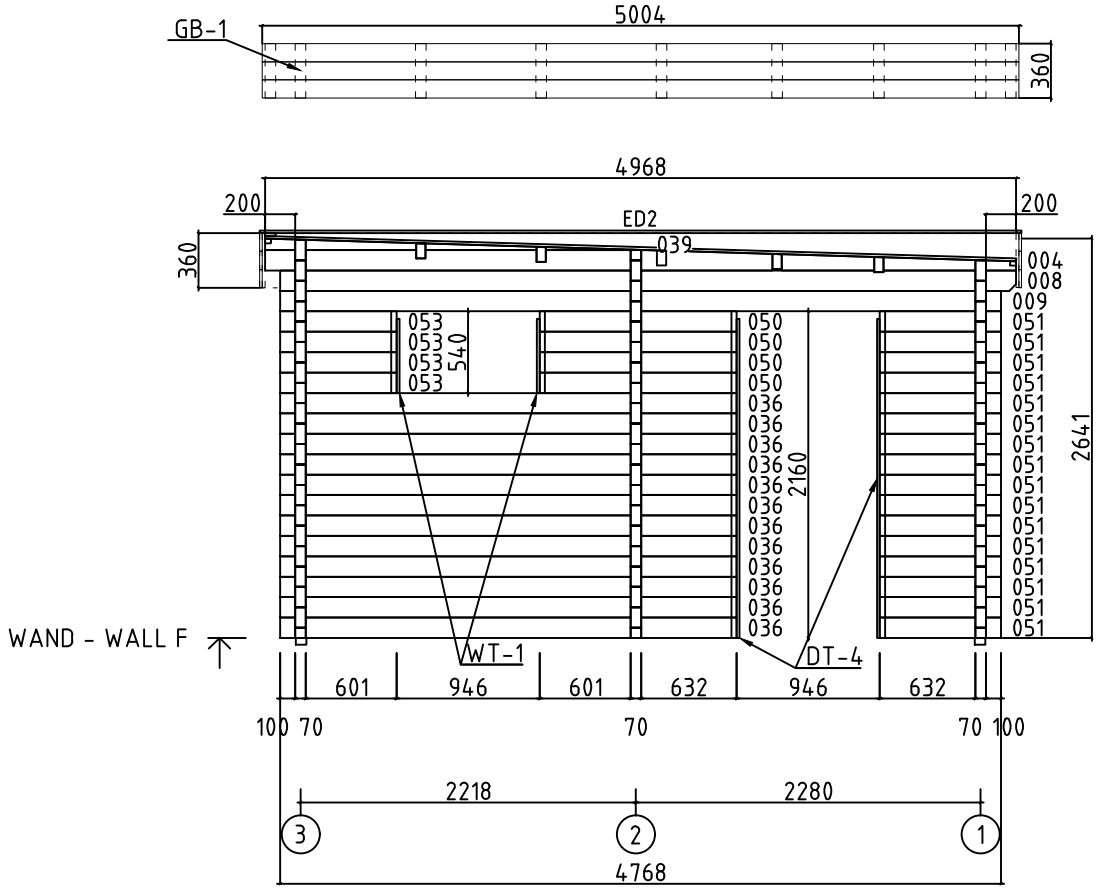

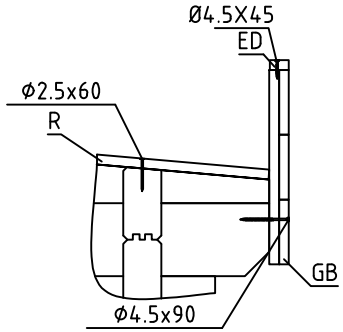

Model	7018930	Seite/Page	13
Zeichnung/Drawing	WAND - WALL F	Maßstab/Scale	1:50
Profil/Profile	70x135	Datum/Date	27.07.2022
Zeichner/Drafter	SRM	File	7018930.dwg

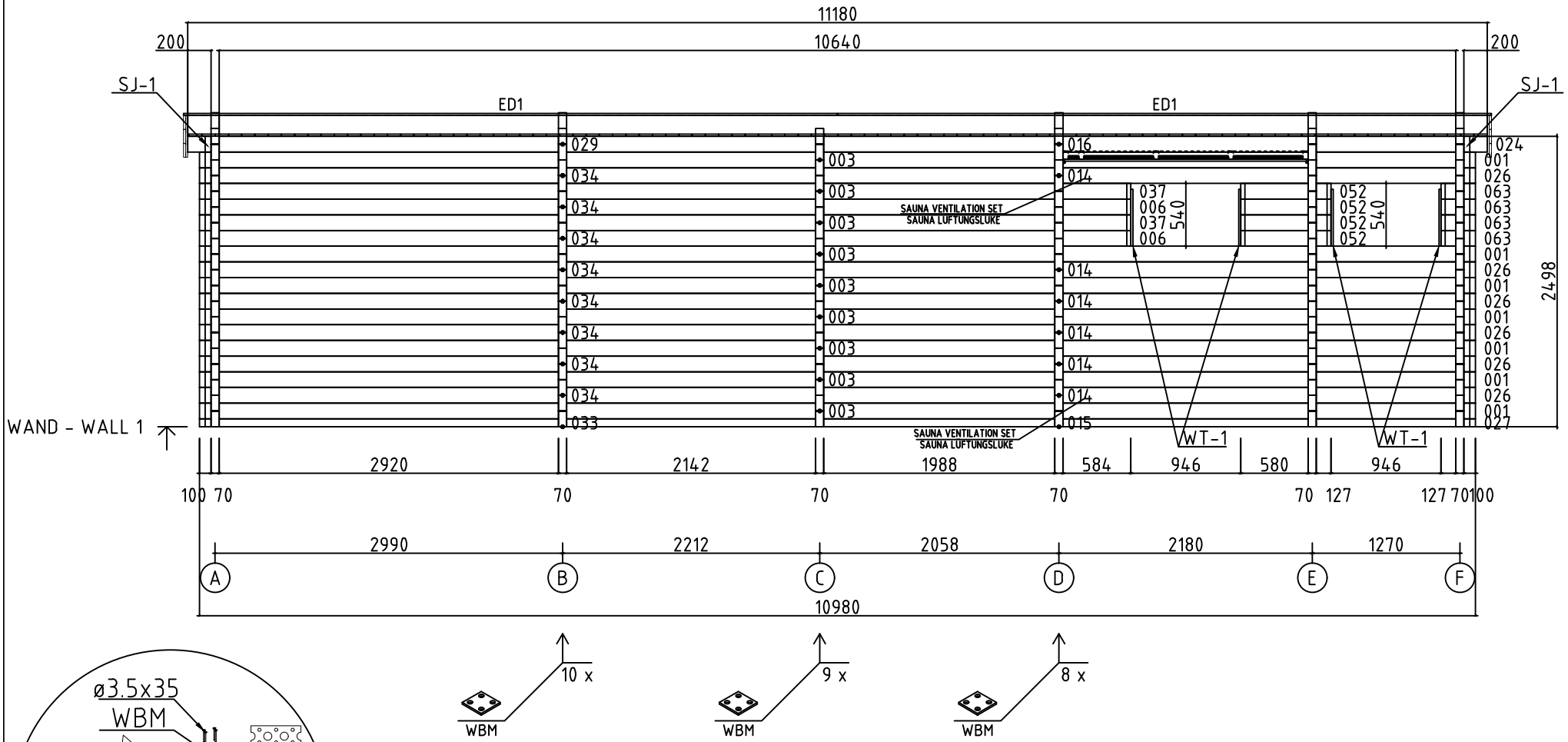

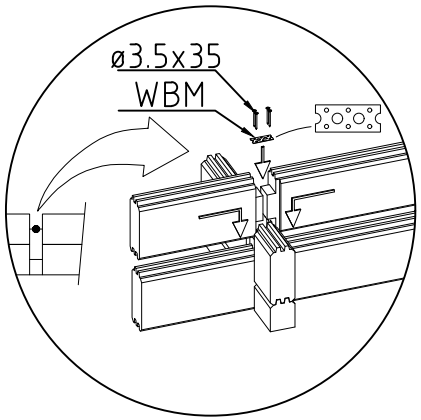

Model	7018930	Seite/Page	14
Zeichnung/Drawing	WAND - WALL 1	Maßstab/Scale	1:50
Profil/Profile	70x135	Datum/Date	27.07.2022
Zeichner/Drafter	SRM	File	7018930.dwg

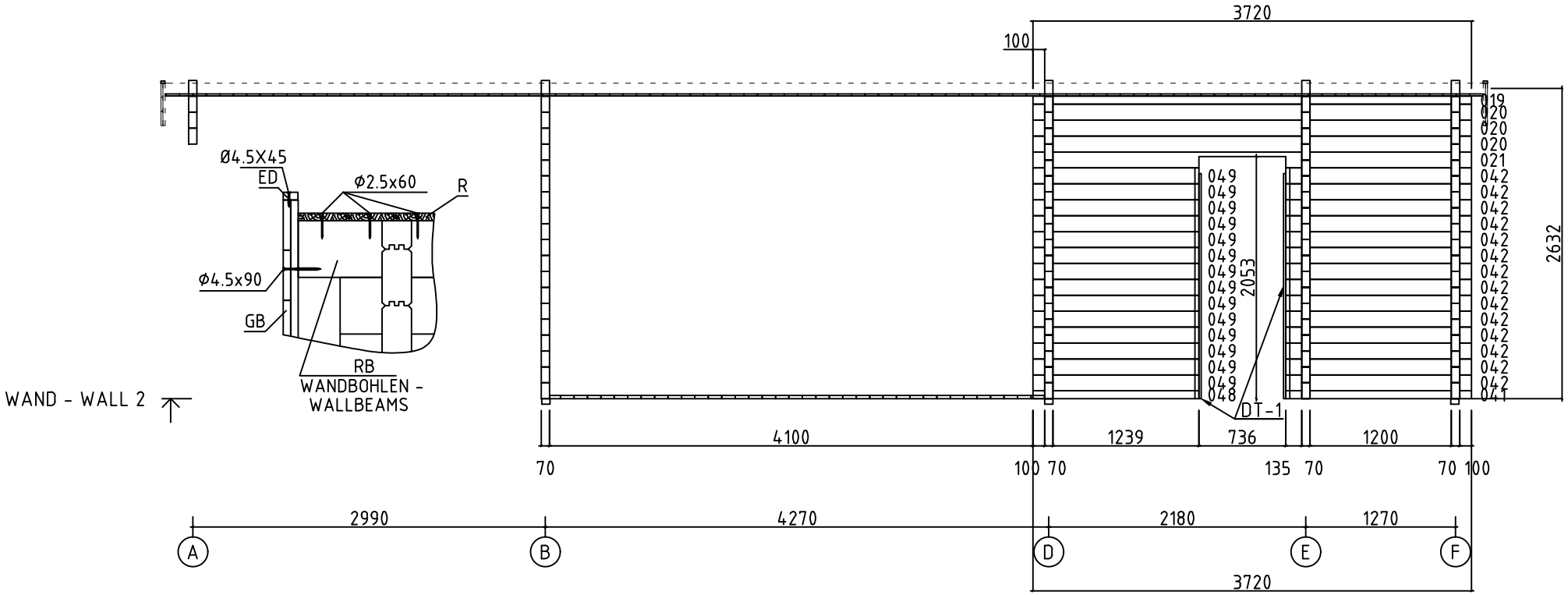

Model	7018930	Seite/Page	15
Zeichnung/Drawing	WAND - WALL 2	Maßstab/Scale	1:50
Profil/Profile	70x135	Datum/Date	27.07.2022
Zeichner/Drafter	SRM	File	7018930.dwg

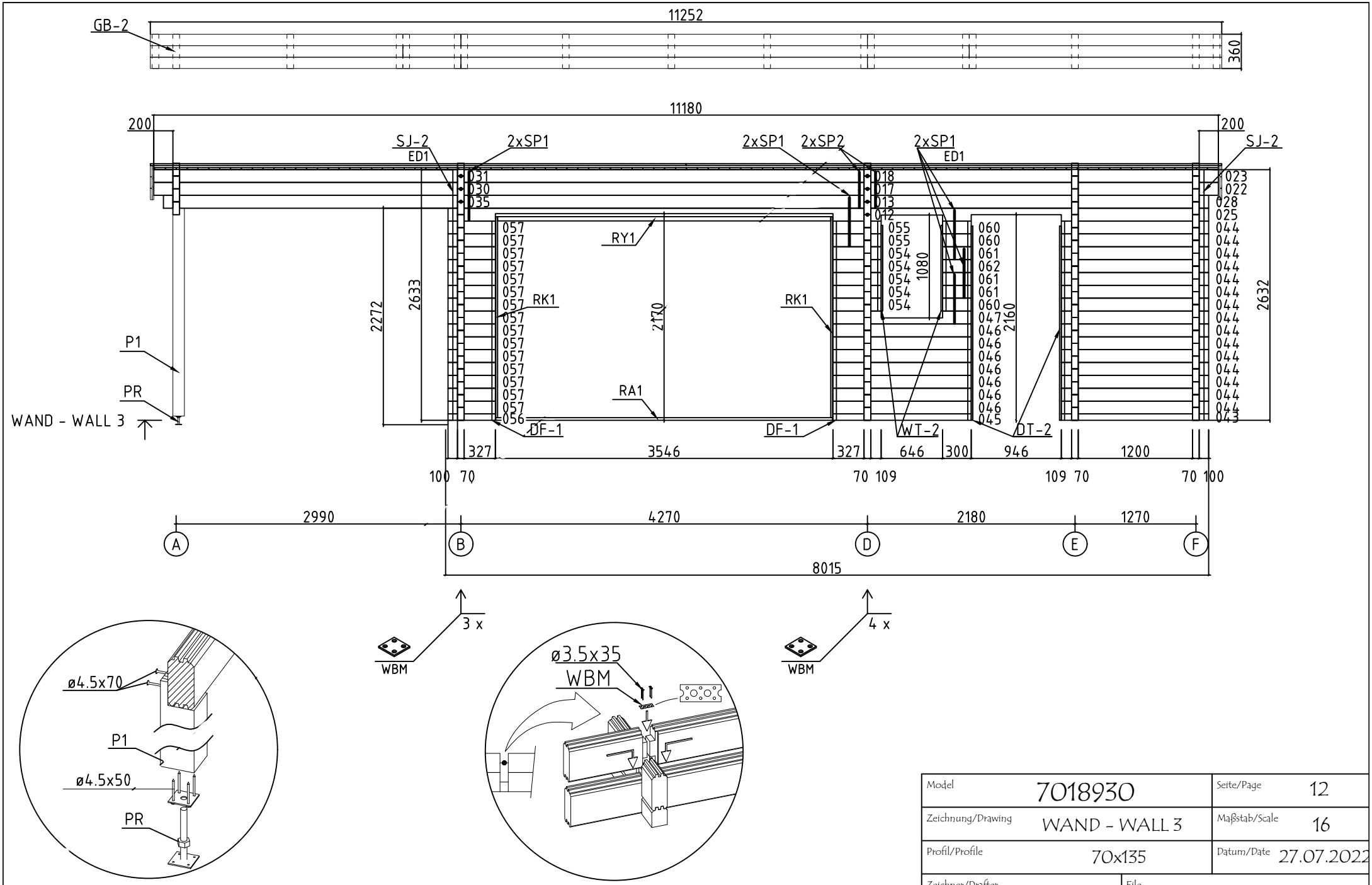

Model	7018930	Seite/Page	12
Zeichnung/Drawing	WAND - WALL 3	Maßstab/Scale	16
Profil/Profile	70x135	Datum/Date	27.07.2022
Zeichner/Drafter	SRM	File	7018930.dwg

Pos	Bestimmung-Specification 7018930	Stck. Pcs.	Profil Profile (mm)	Länge Length (mm)
001	1988 2110 1200 100	7	70x135	5643
002	5473 100 ERZATZBOHLE-SPARE BEAM	1	70x135	5643
003	100 2920 2142	9	70x135	5337
006	2142 1988 584	2	70x135	4889
009	100 2148 2210 100	20	70x135	4768
010	100 4428 100	1	70x135	4768
011	100 4428 100	1	70x135	4768
012	100 4200	1	70x135	4405
013		1	70x135	4270
014	2142 1988	6	70x135	4270
015	2142 1988	1	70x68	4270
016	2142 1988 OHNE FEDER - WITHOUT TONGUE	1	70x135	4270
017		1	70x135	4270
018	OHNE FEDER - WITHOUT TONGUE	1	70x135	4270
019	100 2110 1200 100	1	70x68	3720
020	100 2110 1200 100	3	70x135	3720
021	100 2110 1200 100	1	70x135	3720
022	2110 1200 200	1	70x135	3685
023	2110 1200 200 OHNE FEDER - WITHOUT TONGUE	1	70x135	3685
024	2110 1200 200 OHNE FEDER - WITHOUT TONGUE	1	70x135	3685
025	2110 1200 100	1	70x135	3585
026	2110 1200 100	6	70x135	3585
027	2110 1200 100	1	70x68	3585

Model	7018930	Datum/Date	27.07.2022	Seite/Page	1/9

Pos	Bestimmung-Specification 7018930	Stck. Pcs.	Profil Profile (mm)	Länge Length (mm)
028	2110 1200 100	1	70x135	3585
029	200 2920 OHNE FEDER - WITHOUT TONGUE	1	70x135	3225
030	200 2920	1	70x135	3225
031	200 2920 OHNE FEDER - WITHOUT TONGUE	1	70x135	3225
032	701 2210 100	15	70x135	3151
033	100 2920	1	70x68	3125
034	100 2920	8	70x135	3125
035	100 2920	1	70x135	3125
036	100 2148 632	12	70x135	3020
037	1988 584	2	70x135	2677
040	100 1441	32	70x135	1611
041	135 1200 100	1	70x68	1575
042	135 1200 100	14	70x135	1575
043	109 1200 100	1	70x68	1549
044	109 1200 100	15	70x135	1549
045	327 1055	1	70x68	1452
046	327 1055	7	70x135	1452
047	327 1055	1	70x135	1452
048	100 1239	1	70x68	1409
049	100 1239	14	70x135	1409
050	601 632	4	70x135	1303
051	632 100	16	70x135	802
052	580 127	4	70x135	777

Pos	Bestimmung-Specification 7018930	Stck. Pcs.	Profil Profile (mm)	Länge Length (mm)
053	100 601	19	70x135	771
054	327 109	5	70x135	506
055	327 109	2	70x135	506
056	100 327	1	70x68	497
057	100 327	15	70x135	497
058	100 200	1	70x73	370
059	100 200	1	70x135	370
060		3	70x135	300
061		3	70x135	300
062		1	70x135	300
063	127100	4	70x135	297
064	100100	33	70x135	270
SH	SCHLAGHOLZ - HAMMER BLOCK 70 MM	2	70x135	300
WA-1 WB-1	346 038 005 007 4968	1 1	70x346	4968
WD-1 WE-1 WF-1	346 039 004 008 4968	1 1 1	70x346	4968
FBI6	FUNDAMENTHOLZ (IMM) - FOUNDATION BEAM (IMM)	1	70x45	5538
FBI5	FUNDAMENTHOLZ (IMM) - FOUNDATION BEAM (IMM)	1	70x45	5232
FBI2	FUNDAMENTHOLZ (IMM) - FOUNDATION BEAM (IMM)	3	70x45	4418
FBI9	FUNDAMENTHOLZ (IMM) - FOUNDATION BEAM (IMM)	1	70x45	4300
FBI7	FUNDAMENTHOLZ (IMM) - FOUNDATION BEAM (IMM)	10	70x45	4195
FBI10	FUNDAMENTHOLZ (IMM) - FOUNDATION BEAM (IMM)	1	70x45	3480
FBI8	FUNDAMENTHOLZ (IMM) - FOUNDATION BEAM (IMM)	10	70x45	3375
FBI3	FUNDAMENTHOLZ (IMM) - FOUNDATION BEAM (IMM)	6	70x45	472

Pos	Bestimmung-Specification 7018930	Stck. Pcs.	Profil Profile (mm)	Länge Length (mm)
FBI4	FUNDAMENTHOLZ (IMM) - FOUNDATION BEAM (IMM)	4	70x45	457
FBI1	FUNDAMENTHOLZ (IMM) - FOUNDATION BEAM (IMM)	1	70x45	90
EE1	TRAUFELEMENTESTÜTZEN - EAVES ELEMENT SUPPORT	11	70x140	200
P1	PFOSTEN - POST	1	120x120	2185
ED1	DECKBRETT - COVERING BOARD	4	18x35	5626
ED2	DECKBRETT - COVERING BOARD	2	18x35	4970
RB2	DACHBALKEN - ROOF BEAM	5	70x140	4270
RB3	DACHBALKEN - ROOF BEAM 2110 1200 200	5	70x140	3685
RB1	DACHBALKEN - ROOF BEAM 200 2920	5	70x140	3225
R-1	DACHBRETT-ROOFBOARD 88mm or-oder 114mm	127+1 99+1	88x18 114x18	4970
F-1	FUSSBODENBRETTER-FLOOR BOARDS	37+1	114x28	4420
F-2	FUSSBODENBRETTER-FLOOR BOARDS	30	114x28	2205
F-3	FUSSBODENBRETTER-FLOOR BOARDS	30	114x28	2140
FF-1	FUSSBODENLEISTEN FLOOR STRIPS		18x35	48.0 lfm/rm
CL-1	ABDECKLEISTEN - COVER STRIPS		18x35	33.0 lfm/rm
ES-1	TRAUFENLEISTE - EAVES STRIPS		30x40	22.5 lfm/rm
GS-1	GIEBELDECKLEISTE - GABLE COVER STRIPS	3	18x70	3727
GB-1	TRAUFELEMENTE- EAVES ELEMENT ASSEMBLY REQUIRED-MONTAGE ERFORDERLICH 5004 360 18 200 796 796 796 764 673 673 18 88 200	2	36x360	5004
EBP-1	TRAUFELEMENTEBRETTER - EAVES ELEMENTBOARDS MB EBP1 SCHRAUBEN - SCREW 3.5x35	6	18x120	5004
MB-1	MONTAGEBRETTER - MOUNTIG BOARD	18	70x18	360

Pos	Bestimmung-Specification 7018930	Stck. Pcs.	Profil Profile (mm)	Länge Length (mm)
GB-2	TRAUFELEMENTE- EAVES ELEMENT ASSEMBLY REQUIRED-MONTAGE ERFORDERLICH	2	36x360	5004



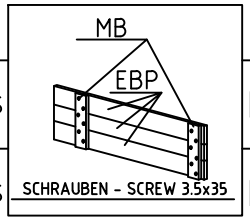

EBP-2	TRAUFELEMENTEBRETTER - EAVES ELEMENTBOARDS	4	18x120	2651
EBP-3	TRAUFELEMENTEBRETTER - EAVES ELEMENTBOARDS	2	18x120	5950
EBP-4	TRAUFELEMENTEBRETTER - EAVES ELEMENTBOARDS	4	18x120	3262
EBP-5	TRAUFELEMENTEBRETTER - EAVES ELEMENTBOARDS	4	18x120	3720
EBP-6	TRAUFELEMENTEBRETTER - EAVES ELEMENTBOARDS	4	18x120	4270
MB-1	MONTAGEBRETTER - MOUNTIG BOARD	34	70x18	360
WT-1	FIXIRUNGSLEISTE FÜR FENSTER - FIXING FILLET FOR WINDOW	6	43x70	490
WT-2	FIXIRUNGSLEISTE FÜR FENSTER - FIXING FILLET FOR WINDOW	2	43x70	900
DT-1	FIXIRUNGSLEISTE FÜR TÜR - FIXING FILLET FOR DOOR	2	43x70	1910
DT-2	FIXIRUNGSLEISTE FÜR TÜR - FIXING FILLET FOR DOOR	2	43x70	1980
DT-3	FIXIRUNGSLEISTE FÜR TÜR - FIXING FILLET FOR DOOR	2	43x70	2040
DT-4	FIXIRUNGSLEISTE FÜR TÜR - FIXING FILLET FOR DOOR	4	43x70	2110
SP2	HIDDEN FIXING - HOLZDÜBEL - TOURILLON BOIS	4	16x16	190
SP1	HIDDEN FIXING - HOLZDÜBEL - TOURILLON BOIS	10	16x16	260
SJ-1	GEWINDESTANGE M10 - TREADED ROD M10	2		2530
SJ-2	GEWINDESTANGE M10 - TREADED ROD M10	2		2670
RCM	DACHBALKEN BEFESTIGUNGSMETALLE - ROOFBEAMS CONNECTING METAL M6 200MM	10		
PR	REGULIERUNGSSCHRAUBE FÜR PFOSTEN - POST HEIGHT ADJUSTMENT	1		
WBM	WANDBOHLEN BEFESTIGUNG METALLE - WALLBEAMS CONNECTING METAL	34	25X25	

Pos	Bestimmung-Specification 7018930	Stck. Pcs.	Profil Profile (mm)	Länge Length (mm)
HS	SCHRAUBEN FÜR WANDBOHLEN BEFESTIGUNG METALLESCREW - SCREWS FOR WALLBEAMS CONNECTING METAL WBM	136	Ø3.5X35	
HS	SCHRAUBEN FÜR TÜRRAHMEN - SCREWS FOR DOOR JAMB PSV,PSH	17	Ø3.5X35	
HS	SCHRAUBEN FÜR MONTAGEBRETTER - SCREWS FOR MOUNTIG BOARD MB	312	Ø3.5X35	
HS	SCHRAUBEN FÜR TÜRRAHMEN - SCREWS FOR DOOR JAMB PSV,PVV,PSH,PVH	34	Ø3.5X50	
HS	SCHRAUBEN FÜR TRAUFENLEISTE - SCREWS FOR EAVES STRIPS ES	48	Ø4.5X45	
HS	SCHRAUBEN FÜR DECKBRETT - SCREWS FOR COVERING BOARD ED	68	Ø4.5X45	
HS	SCHRAUBEN FÜR GIEBELDECKLEISTEN - SCREWS FOR GABLE COVER STRIPS GS	24	Ø4.5X45	
HS	SCHRAUBEN FÜR TRAUFELEMENTE - SCREWS FOR EAVES ELEMENT GB	8	Ø4.5X50	
HS	SCHRAUBEN FÜR REGULIERUNGSSCHRAUBE FÜR PFOSTEN - SCREWS FOR POST... PR	8	Ø4.5X50	
HS	SCHRAUBEN FÜR PFOSTEN - SCREWS FOR POST P	2	Ø4.5X70	
HS	SCHRAUBEN FÜR TRAUFELEMENTE - SCREWS FOR EAVES ELEMENT GB	72	Ø4.5X90	
HS	SCHRAUBEN FÜR 1. BOHLENREIHE - SCREWS FOR 1. WALL BEAM	16	Ø5.0X120	
HS	SCHRAUBEN FÜR FUNDAMENTHOLZ (IMM) - SCREWS FOR FOUNDATION BEAM (IMM) FB	152	Ø5.0X120	
HS	SCHRAUBEN FÜR BLENDENSTÜTZEN - SCREWS FOR PARAPET SUPPORT EE	22	Ø6X160	
HS	SCHRAUBEN FÜR DACHBALKEN - SCREWS FOR ROOF BEAM RB	35	Ø6X160	
HS	SCHRAUBEN FÜR ALU TÜR - SCREWS FOR ALU DOOR	14	Ø3.5X35	
NF	NÄGEL FÜR DECKENLEISTEN - NAIL FOR CEILINGFILLETS CL	96	Ø1.4X40	
NF	NÄGEL FÜR DACHBRETTER - NAILS FOR ROOF BOARDS R	1386	Ø2.5X60	
NF	NÄGEL FÜR FUSSBODENBRETTER - NAILS FOR FLOOR BOARDS F	1270	Ø2.5X60	
NF	NÄGEL FÜR FUSSBODENLEISTE - NAILS FOR FLOOR STRIPS FF1	115	Ø2X40	

Pos	Bestimmung-Specification 7018930	Stck. Pcs.	Profil Profile (mm)	Länge Length (mm)
	FENSTER - WINDOW, ORT 1H 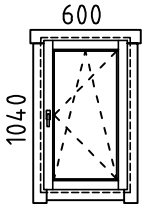 DIN RECHTS/RIGHT HANDED	1	600x1040	
AMV	FENSTERGRIFF - WINDOW HANDLE FITTINGS 	1		
	FENSTER - WINDOW, ORT 1H 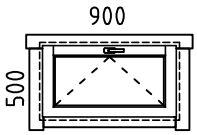 	2	900X500	
AMV	FENSTERGRIFF - WINDOW HANDLE FITTINGS 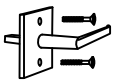	2		
	FENSTER - WINDOW, ORT 1H 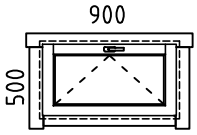 	1	900X500	
AMV	FENSTERGRIFF - WINDOW HANDLE FITTINGS 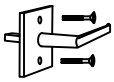	1		
	TÜR - DOOR, SAUNA 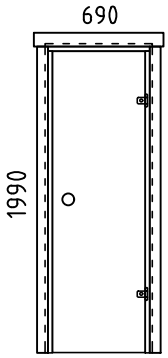 DIN RECHTS/RIGHT HANDED	1	690x1990 (700x200)	
	TÜR - DOOR, AST 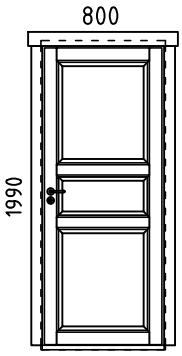 DIN LINKS/LEFT HANDED	1	800x1990	
UMV	TÜRGRIFF (AST) - DOOR HANDLE FITTINGS (AST) 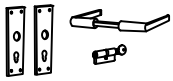	1		

Pos	Bestimmung-Specification 7018930	Stck. Pcs.	Profil Profile (mm)	Länge Length (mm)
	TÜR - DOOR, AST PRE DIN RECHTS/RIGHT HANDED 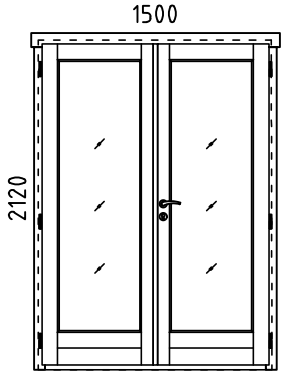 	1	1500x2120	
UMV	TÜRGRIFF UND TÜRCYLINDER SET (AST PRE) - SET OF DOOR HANDLE AND CORE (AST PRE) 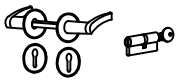	1		
	TÜR - DOOR, AST PRE DIN RECHTS/RIGHT HANDED 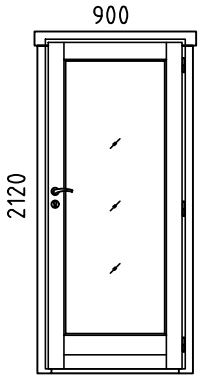 	1	900x2120	
UMV	TÜRGRIFF UND TÜRCYLINDER SET (AST PRE) - SET OF DOOR HANDLE AND CORE (AST PRE) 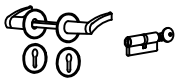	1		
	TÜR - DOOR, AST PRE DIN RECHTS/RIGHT HANDED 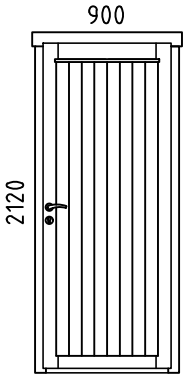 	1	900x2120	
UMV	TÜRGRIFF UND TÜRCYLINDER SET (AST PRE) - SET OF DOOR HANDLE AND CORE (AST PRE) 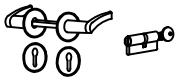	1		

Pos	Bestimmung-Specification 7018930	Stck. Pcs.	Profil Profile (mm)	Länge Length (mm)
	TÜR - DOOR, ALU B DIN LINKS/LEFT HANDED	1	3500x2067	

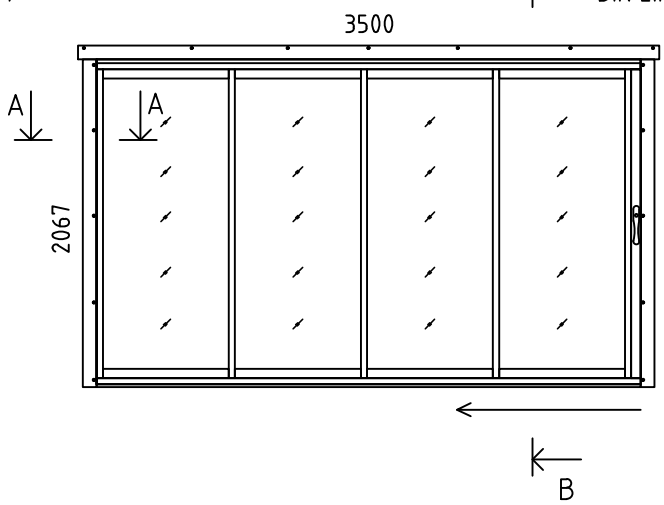

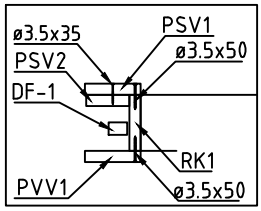

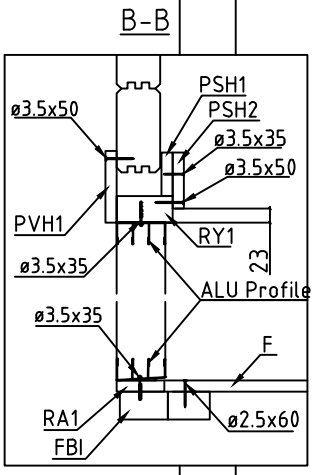

RA1	EXTRA FUNDAMENTHOLZ (IMM) - EXTRA FLOOR JOIST (IMM)	1	28x70	3536
RK1	RAHMEN VERTIKAL - JAMBS	2	18x90	2110
PSH1	INNEN HORIZONTALE TÜRBOARDS - HORIZONTAL ARCHITRAVE (INSIDE)	1	90x18	3740
PSH2	INNEN HORIZONTALE TÜRBOARDS - HORIZONTAL ARCHITRAVE (INSIDE)	1	70x18	3740
PSV1	INNEN VERTIKAL TÜRBOARDS - VERTICAL ARCHITRAVE (INSIDE)	2	90x18	2090
PSV2	INNEN VERTIKAL TÜRBOARDS - VERTICAL ARCHITRAVE (INSIDE)	2	70x18	2110
PVH1	AUSSEN HORIZONTALE TÜRBOARDS - HORIZONTAL ARCHITRAVE (OUTSIDE)	1	90x18	3740
PVV1	AUSSEN VERTIKAL TÜRBOARDS - VERTICAL ARCHITRAVE (OUTSIDE)	2	90x18	2118
RY1	RAHMEN OBEN- HEAD	1	43x90	3500
DF-1	FIXIRUNGSLEISTE FÜR TÜR - FIXING FILLET FOR DOOR	2	18x25	2040
!	SAUNAMODULE WERDEN ZUSAMMEN GELIEFERT THE SAUNA PLATFORM MODULES ARE DELIVERED TOGETHER WITH THE INSTALLATION MATERIAL			
✂	BITTE SELBER ANPASSEN (FALLS NÖTIG)! - CUT INTO LENGTH ON SITE (IF NEEDED)!			

#001	1	5643	7	39.50	
#002	1	5643	1	5.64	ERZATZBOHLE-SPARE BEAM
#003	1	5337	9	48.03	
#004	D,E,F	4968	3	14.90	
#005	A,B	4968	2	9.94	
#006	1	4889	2	9.78	
#007	A,B	4868	2	9.74	
#008	D,E,F	4868	3	14.60	
#009	D,E,F	4768	20	95.36	
#010	B	4768	1	4.77	
#011	A	4768	1	4.77	
#012	3	4405	1	4.41	
#013	3	4270	1	4.27	
#014	1	4270	6	25.62	
#015	1	4270	1	4.27	
#016	1	4270	1	4.27	OHNE FEDER - WITHOUT TONGUE
#017	3	4270	1	4.27	
#018	3	4270	1	4.27	OHNE FEDER - WITHOUT TONGUE
#019	2	3720	1	3.72	
#020	2	3720	3	11.16	
#021	2	3720	1	3.72	
#022	3	3685	1	3.69	
#023	3	3685	1	3.69	OHNE FEDER - WITHOUT TONGUE
#024	1	3685	1	3.69	OHNE FEDER - WITHOUT TONGUE
#025	3	3585	1	3.59	
#026	1	3585	6	21.51	
#027	1	3585	1	3.59	
#028	3	3585	1	3.59	
#029	1	3225	1	3.23	OHNE FEDER - WITHOUT TONGUE
#030	3	3225	1	3.23	
#031	3	3225	1	3.23	OHNE FEDER - WITHOUT TONGUE
#032	E	3151	15	47.27	
#033	1	3125	1	3.13	
#034	1	3125	8	25.00	
#035	3	3125	1	3.13	
#036	F	3020	12	36.24	
#037	1	2677	2	5.35	
#038	A,B	2519	2	5.04	
#039	D,E,F	2519	3	7.56	
#040	B	1611	32	51.55	
#041	2	1575	1	1.58	
#042	2	1575	14	22.05	
#043	3	1549	1	1.55	
#044	3	1549	15	23.24	
#045	3	1452	1	1.45	
#046	3	1452	7	10.16	
#047	3	1452	1	1.45	
#048	2	1409	1	1.41	
#049	2	1409	14	19.73	
#050	F	1303	4	5.21	
#051	F	802	16	12.83	
#052	1	777	4	3.11	
#053	E,F	771	19	14.65	
#054	3	506	5	2.53	
#055	3	506	2	1.01	
#056	3	497	1	0.50	
#057	3	497	15	7.46	
#058	C	370	1	0.37	
#059	C	370	1	0.37	
#060	3	300	3	0.90	
#061	3	300	3	0.90	
#062	3	300	1	0.30	
#063	1	297	4	1.19	
#064	A,C	270	33	8.91	