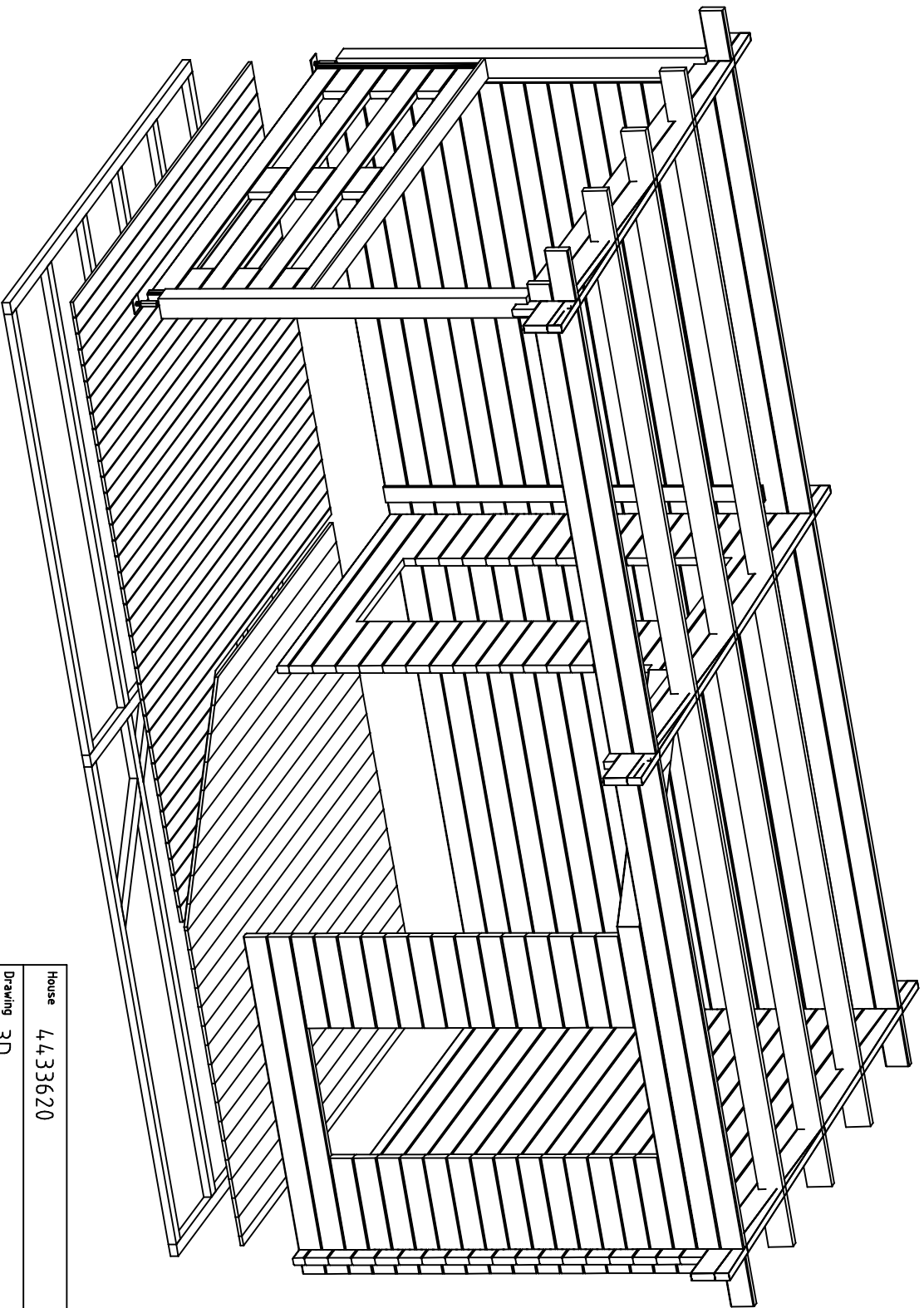
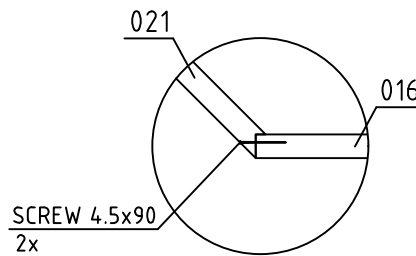
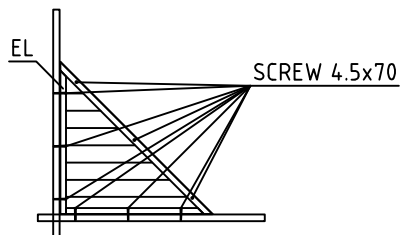
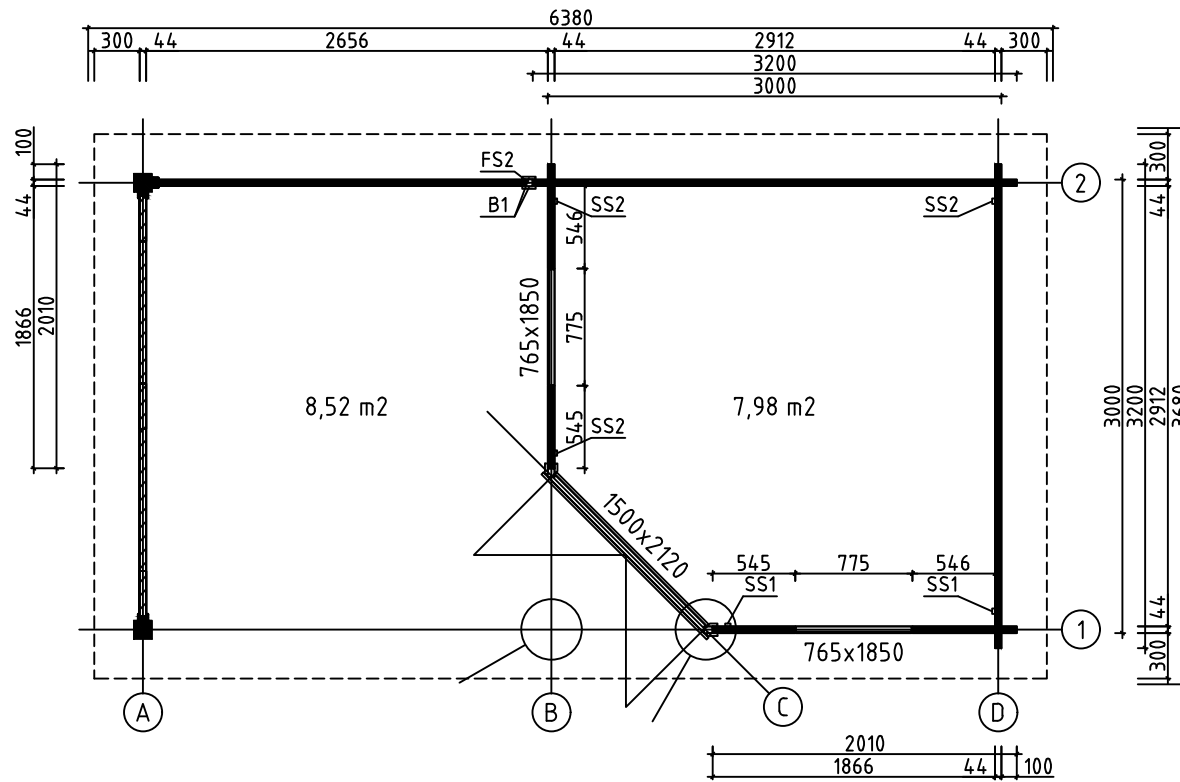


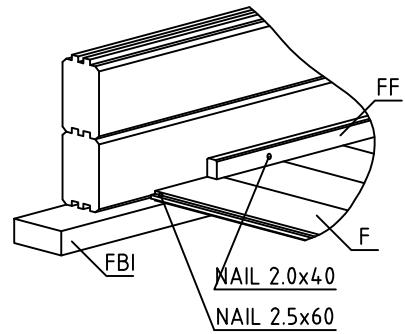
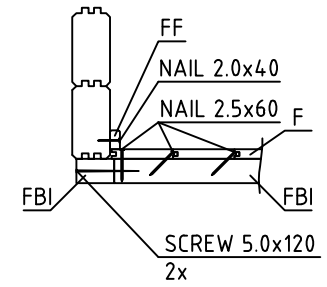
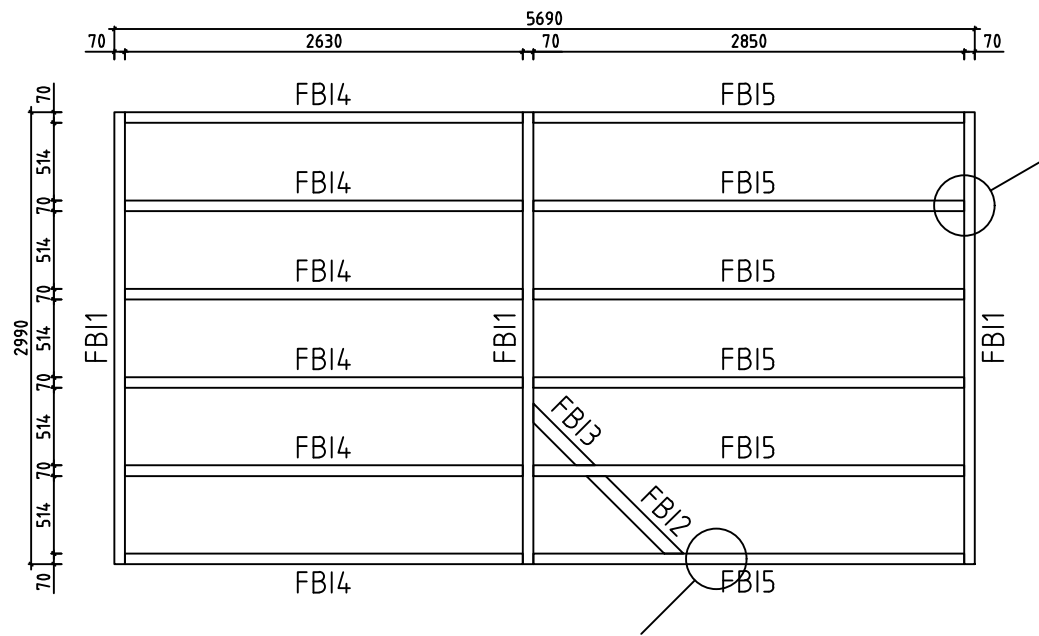
House	4,4,33620	Sheet	1
Drawing	3D	Scale	
Material	4,4x135	Date	04.07.2023
Drawer	RP	File	4,4,33620 3D.dwg



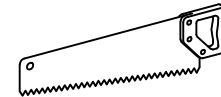
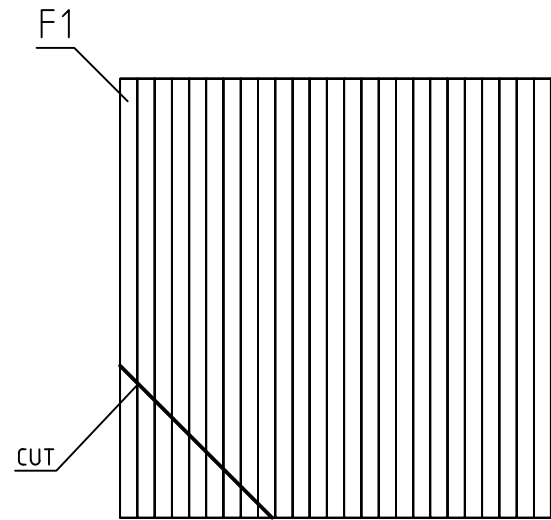
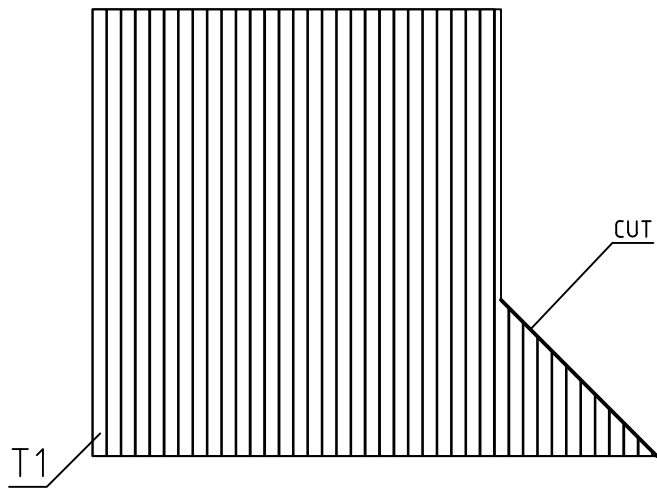
House	4433620	Sheet	2
Drawing	3D	Scale	
Material	44X135	Date	04.07.2023
Drawer	RP	File	4433620 3D.dwg



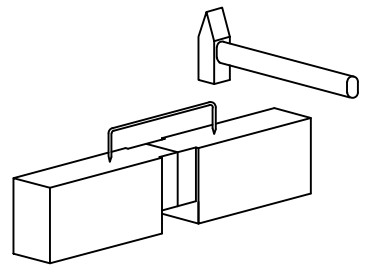
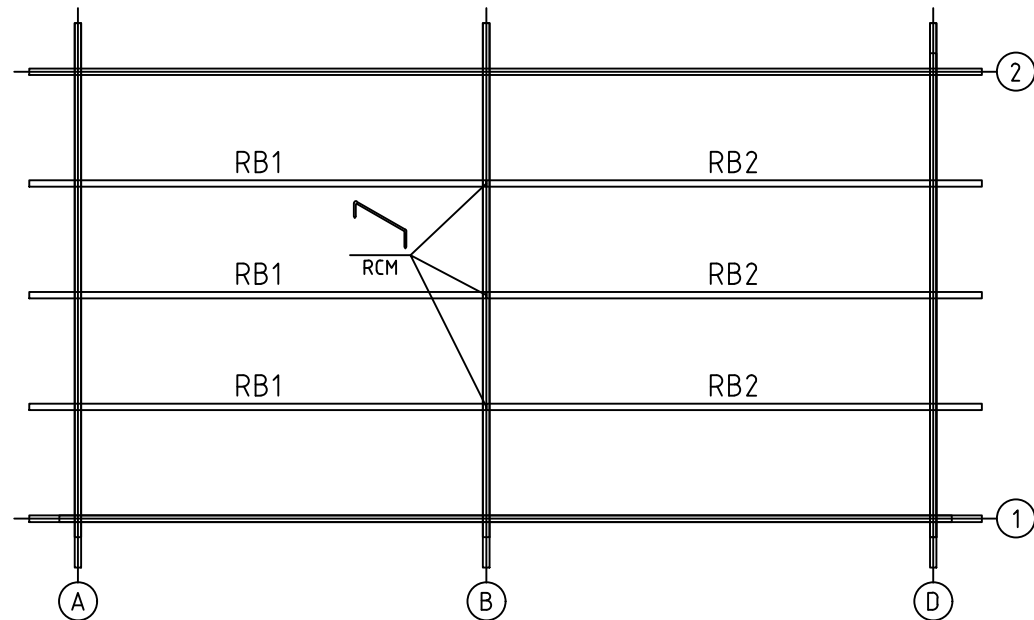
House	4433620	Sheet	3
Drawing	GRUNDPLAN-GRUNDPLAN-PLAN	Scale	1:50
Material	44x135	Date	04.07.2023
Drawer	RP	File	4433620.dwg



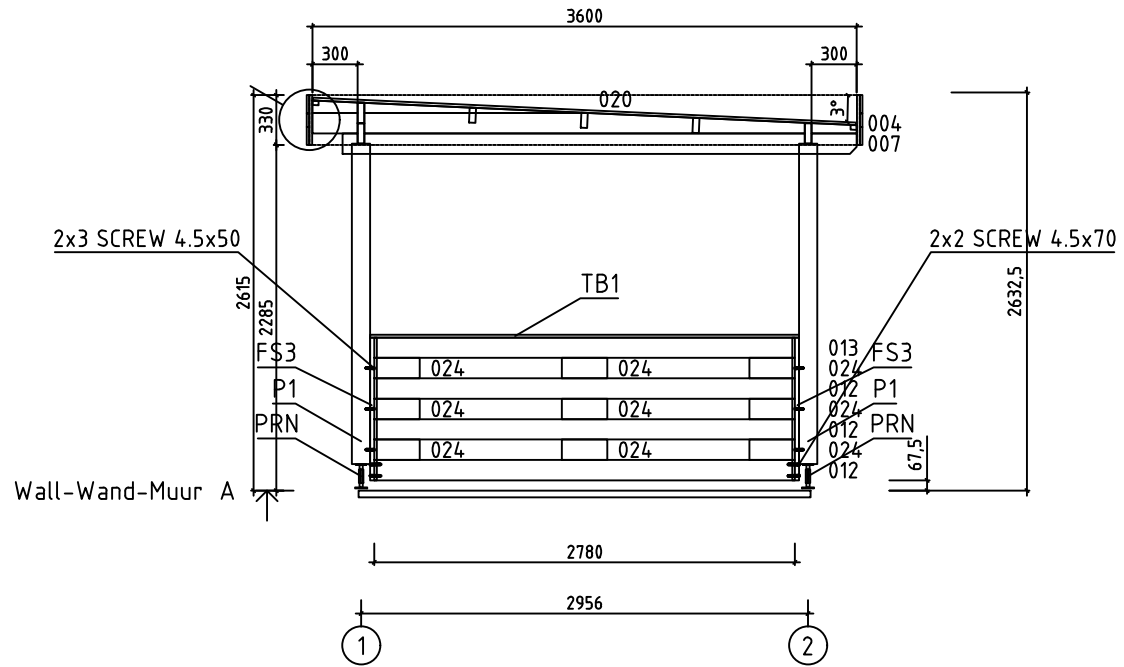
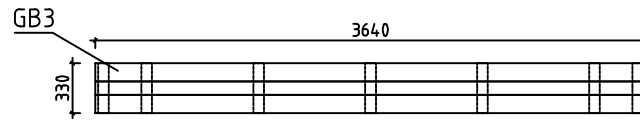
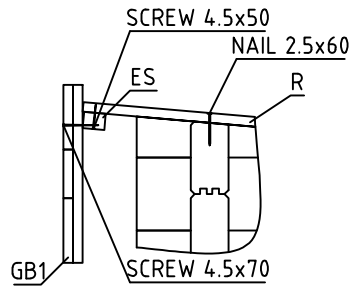
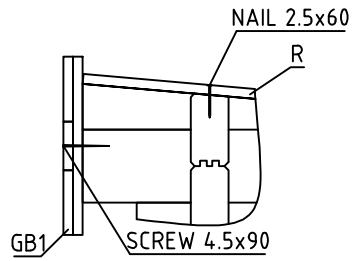
House	4433620	Sheet	4
Drawing	FLOORBEAMS-FUSSBODENBALKEN-VLOERBALKEN	Scale	1:50
Material	70x45	Date	04.07.2023
Drawer	RP	File	4433620.dwg



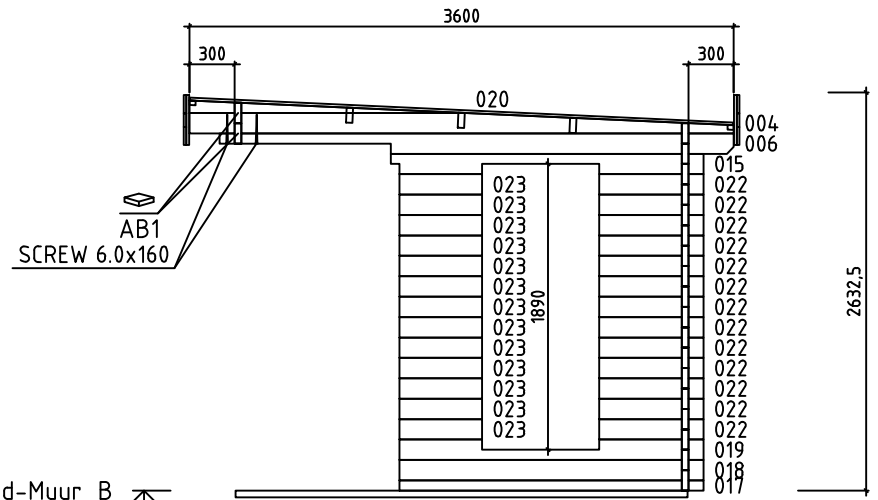
House	4433620	Sheet	5
Drawing	FLOORBOARD-FUSSBODENBRETT-VLOERPLANK	Scale	1:50
Material	18x90, 18x114	Date	04.07.2023
Drawer	RP	File	4433620.dwg



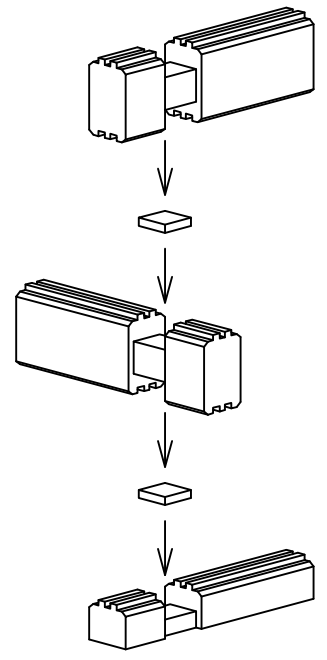
House	4433620	Sheet	6
Drawing	ROOFBEAMS-DACHBALKEN-DAKBALK	Scale	1:50
Material	43x140	Date	04.07.2023
Drawer	RP	File	4433620.dwg



House	4433620	Sheet	7
Drawing	WALL-WAND-MUUR A	Scale	1:50
Material	44x135	Date	04.07.2023
Drawer	RP	File	4433620.dwg

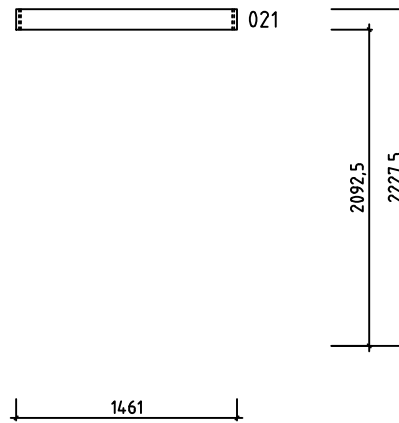


Wall-Wand-Muur B ↗





House	4433620	Sheet	8
Drawing	WALL-WAND-MUUR B	Scale	1:50
Material	44x135	Date	04.07.2023
Drawer	RP	File	4433620.dwg

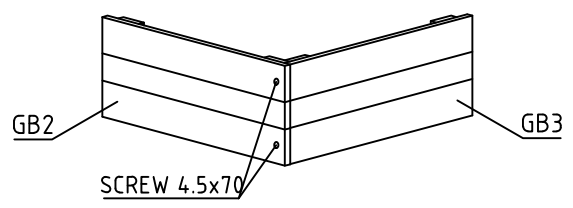
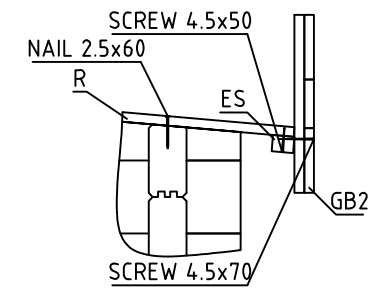
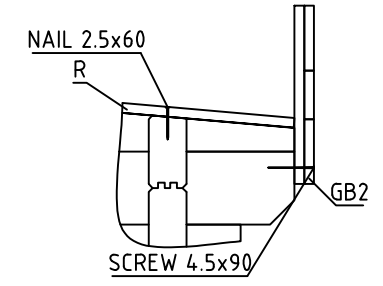

Wall-Wand-Muur C ↗



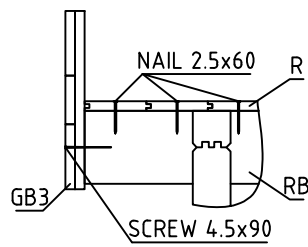
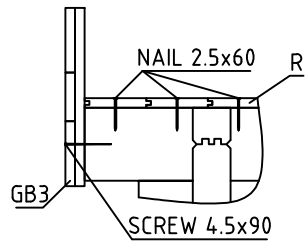
House	4433620	Sheet	9
Drawing	WALL-WAND-MUUR C	Scale	1:50
Material	44x135	Date	04.07.2023
Drawer	RP	File	4433620.dwg




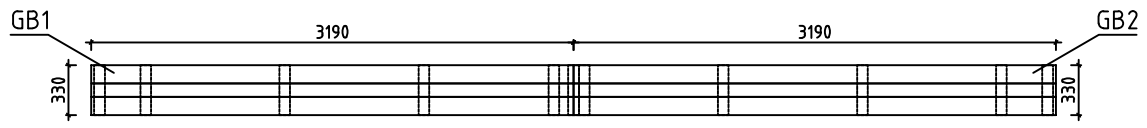
Wall-Wand-Muur D



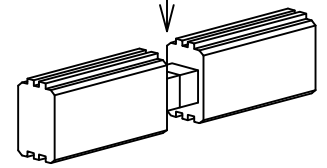
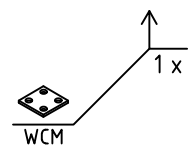
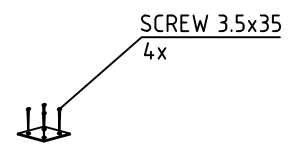
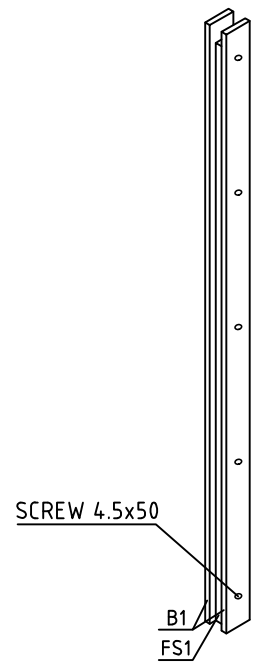
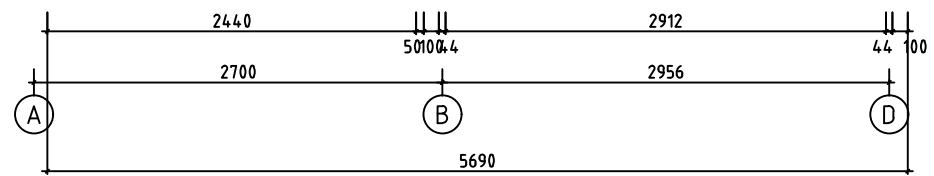
House	4433620	Sheet	10
Drawing	WALL-WAND-MUUR D	Scale	1:50
Material	44x135	Date	04.07.2023
Drawer	RP	File	4433620.dwg




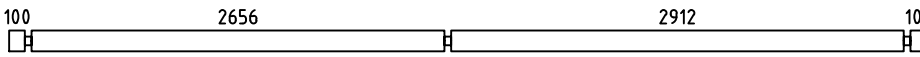

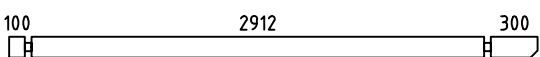
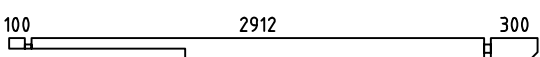
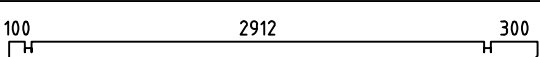

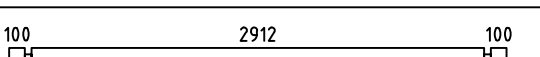

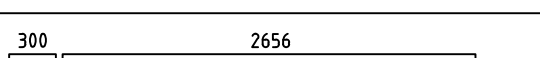





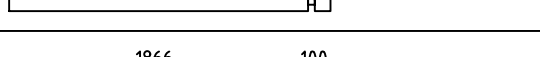

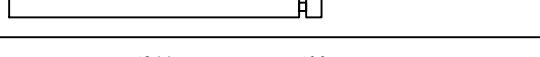






Wall-Wand-Muur 2



















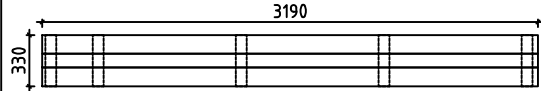
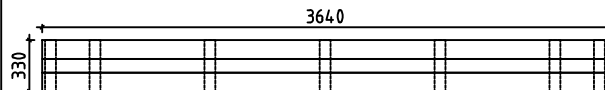






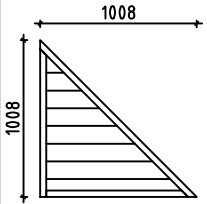
















2430

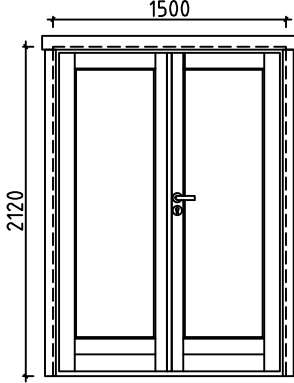
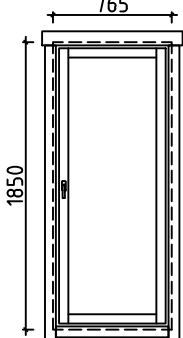







House	4433620	Sheet	12
Drawing	WALL-WAND-MUUR 2	Scale	1:50
Material	44x135	Date	04.07.2023
Drawer	RP	File	4433620.dwg

Pos	Specification-Bestimmung-Omschrijving	Pcs	Profile (mm)	L (mm)		
001	SPARE BEAM-ERZATZBOHLE-VOORRAADPLANK 	1	44x135	5900		
002		1	44x135	5900		
003		1	44x135	5690		
005		1	44x135	3400		
006		1	44x135	3400		
007		1	44x135	3400		
008		PM 2	44x135	3278		
009		1	44x68	3200		
010		32	44x135	3200		
011		PM 2	44x135	3022		
012		PM 3	44x135	2780		
013		PM 1	44x135	2780		
014		16	44x135	2440		
015		1	44x135	2067		
016		1	44x135	2067		
017		1	44x68	2010		
018		3	44x135	2010		
019		1	44x135	2010		
021		PM 1	44x135	1461		
022		27	44x135	690		
023		27	44x135	545		
024		9	44x135	300		
WA-1 WB-1 WD-1		3	44x218	3600		
HB	HIT BLOCK-SCHLAGHÖLZER-BLAZENPLANK 	2	44x135	300		
House	4433620	Material	File	4433620.dwg	Sheet	13

Pos	Specification-Bestimmung-Omschrijving		Pcs	Profile (mm)	L (mm)
FBI1	FLOORBEAMS-FUSSBODENBALKEN-VLOERBALKEN 	IMM	3	70x45	2990
FBI5	FLOORBEAMS-FUSSBODENBALKEN-VLOERBALKEN 	IMM	6	70x45	2850
FBI4	FLOORBEAMS-FUSSBODENBALKEN-VLOERBALKEN 	IMM	6	70x45	2630
FBI2	FLOORBEAMS-FUSSBODENBALKEN-VLOERBALKEN 	IMM	1	45x90	817
FBI3	FLOORBEAMS-FUSSBODENBALKEN-VLOERBALKEN 	IMM	1	45x90	578
FS2	FIXING SLAT-BEFESTIGUNGSLEISTE-BEVESTIGING PLINT 		1	45x70	2180
FS3	FIXING SLAT-BEFESTIGUNGSLEISTE-BEVESTIGING PLINT 		2	45x70	945
FS1	FIXING SLAT-BEFESTIGUNGSLEISTE-BEVESTIGING PLINT 		1	45x45	2110
P1	POST-PFOSTEN-STUT 		2	120x120	2120
B1	BOARD-BRETT-PLANK 		2	90x18	2180
TB1	TERRACE BORDER BOARDS-TERRASSENBEGRENZUNGSBRETTER-TERRASSGRENZENPLANK 		1	120x18	2836
RB2	ROOFBEAMS-DACHBALKEN-DAKBALK 2912 300 		3	43x140	3278
RB1	ROOFBEAMS-DACHBALKEN-DAKBALK 300 2656 		3	43x140	3022
F1	FLOORBOARD-FUSSBODENBRETT-VLOERPLANK  or-oder-of		26+1 34+1	18x114 18x88	2905
R1	ROOFBOARD-DACHBRETT-DAKPLANK  or-oder-of		56+1 73+1	18x114 18x88	3600
T1	TERRACE BOARD-TERRASSENBRETT-TERRASSPLANK  IMM		31+1	18x90	2955
FF1	FLOOR FILLET-FUSSBODENLEISTE-VLOERPLINT 			18x35	12m
GB1	ASSEMBLY REQUIRED-MONTAGE ERFORDERLICH-MONTAGE VEREIST 		2	36x330	3190 +35
GB2	ASSEMBLY REQUIRED-MONTAGE ERFORDERLICH-MONTAGE VEREIST 		2	36x330	3190
GB3	ASSEMBLY REQUIRED-MONTAGE ERFORDERLICH-MONTAGE VEREIST 		2	36x330	3640
ES1	EAVE SLAT-TRAUFNENLEISTE-AFDEKLIJST 		2	30x40	2655
ES2	EAVE SLAT-TRAUFNENLEISTE-AFDEKLIJST 		4	30x40	1455
House 4433620		Material	File 4433620.dwg		Sheet 14

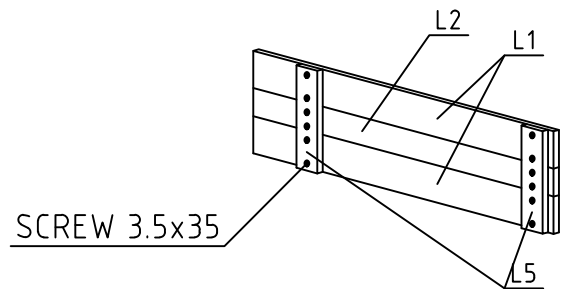
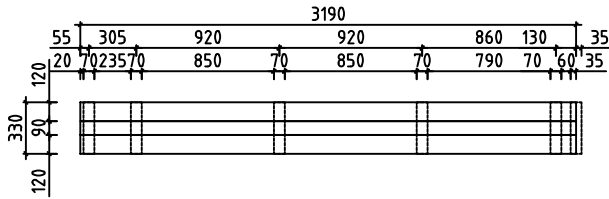
Pos	Specification-Bestimmung-Omschrijving	Pcs	Profile (mm)	L (mm)
ES3	EAVE SLAT-TRAUFENLEISTE-AFDEKLIJST 	4	30x40	300
AB1	ASSEMBLING BOARD-MONTAGE BOARD-MONTAGE PLANK 	2	15x30	30
EL	ELEMENT-ELEMENTE-ELEMENTEN 	1	48x1008	1008
SS1	STORM SLAT-STURMLEISTE-STORMLIJST 	2	18x35	2360
SS2	STORM SLAT-STURMLEISTE-STORMLIJST 	3	18x35	2290
PRN	POST REGULATOR-PFOSTEN REGLER-STUT REGELAAR 	2		
RCM	ROOFBEAMS CONNECTING METAL-DACHBALKEN BEFESTIGUNGSMETALLE-DAKBALKEN POOLING METALEN 	3	∅6.0	200
WCM	WALLBEAMS CONNECTING METAL-WANDBOEHLEN BEFESTIGUNG METALLE-MUURBALKEN POOLING METALEN 	2	25	25
	SCREWS-SCHRAUBEN-SCHROEF FOR-FÜR-VOOR SS1, SS2 	15	∅6.0	50
	WASHER-SCHEIBE-SCHIJF FOR-FÜR-VOOR SS1, SS2 	15	∅6.0	18
	NAIL-NAGEL-NAGEL FOR-FÜR-VOOR FF1 	30	∅2.0	40
	NAIL-NAGEL-NAGEL FOR-FÜR-VOOR F1, R1, T1 	780	∅2.5	60
	SCREWS-SCHRAUBEN-SCHROEF FOR-FÜR-VOOR GB1, GB2, GB3, WCM 	224	∅3.5	35
	SCREWS-SCHRAUBEN-SCHROEF FOR-FÜR-VOOR ES1, ES2, ES3, B1, TB1, FS2, FS3, P1, PR1 	80	∅4.5	50
	SCREWS-SCHRAUBEN-SCHROEF FOR-FÜR-VOOR PRN 	16	∅6.0	45
	SCREWS-SCHRAUBEN-SCHROEF FOR-FÜR-VOOR FS3, EL, GB1, GB2, GB3 	40	∅4.5	70
	SCREWS-SCHRAUBEN-SCHROEF FOR-FÜR-VOOR 009, 017, 021, GB1, GB2, GB3 	40	∅4.5	90
	SCREWS-SCHRAUBEN-SCHROEF FOR-FÜR-VOOR FBI1, FBI2, FBI3, FBI4, FBI5 	60	∅5.0	120
	SCREWS-SCHRAUBEN-SCHROEF FOR-FÜR-VOOR 002, 006, RB1, RB2 	20	∅6.0	160

Pos	Specification-Bestimmung-Omschrijving	Pcs	Profile (mm)	L (mm)
	<p>DOUBLEDOR-DOPPELTÜR-DUBBELE DEUR (right-rechts-rechts) AST_PRE</p> 	<p>P</p> <p>1</p> <p>1</p> <p>1</p> <p>1</p>	<p>1500</p>	<p>2120</p>
	<p>WINDOW-FENSTER-VENSTER (1x right-rechts-rechts; 1x left-links-links) AST_1H</p> 	<p>P+V</p> <p>1+1</p> <p>2</p> <p>2</p>	<p>765</p>	<p>1850</p>
House 4433620	Material	File 4433620.dwg	Sheet 16	

Pos	Assembly Instructions-Montageanleitungen-Montage-instructies	Pcs	Profile (mm)	L (mm)
L1	BOARD-BRETT-BORD 	8	18x120	3190
L2	BOARD-BRETT-BORD 	4	18x90	3190
L3	BOARD-BRETT-BORD 	4	18x120	3640
L4	BOARD-BRETT-BORD 	2	18x90	3640
L5	BOARD-BRETT-BORD 	36	18x70	330

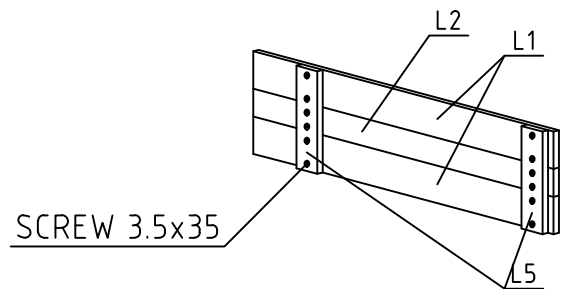
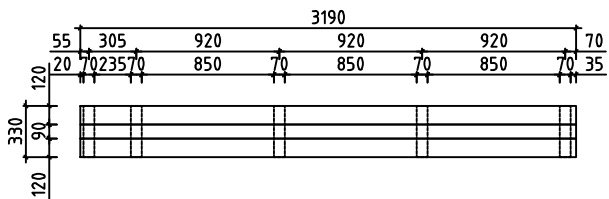
GB1

2 36x330 3190 +35



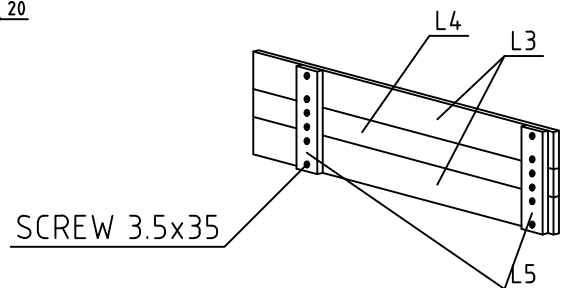

GB2

2 36x330 3190



GB3

2 36x330 3640



#001		5900	1
#002	1	5900	1
#003	2	5690	1
#004	A,B,D	3600	3
#005	D	3400	1
#006	B	3400	1
#007	A	3400	1
#008	1,2	3278	2
#009	D	3200	1
#010	2,D	3200	32
#011	1,2	3022	2
#012	A	2780	3
#013	A	2780	1
#014	2	2440	16
#015	B	2067	1
#016	1	2067	1
#017	B	2010	1
#018	1,B	2010	3
#019	B	2010	1
#020	A,B,D	1822	3
#021	C	1461	1
#022	1,B	690	27
#023	1,B	545	27
#024	A	300	9