
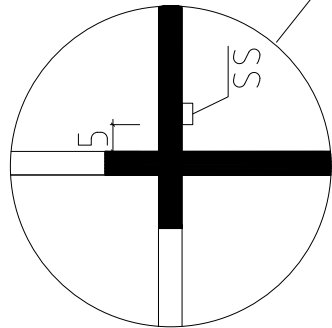
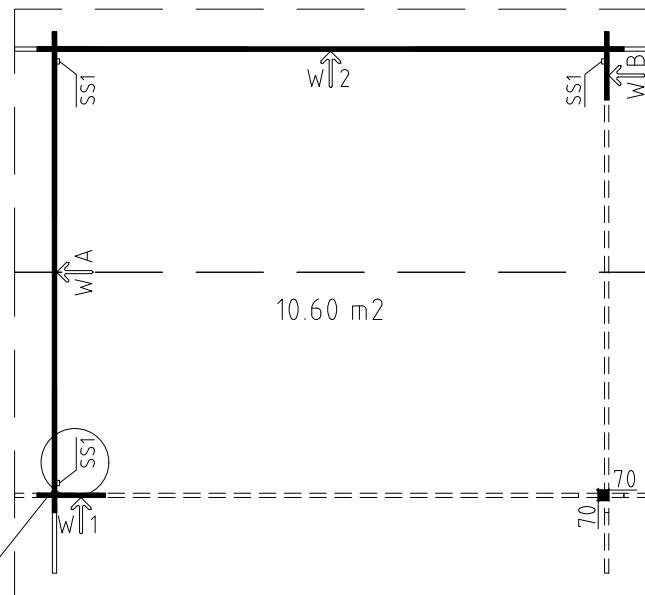
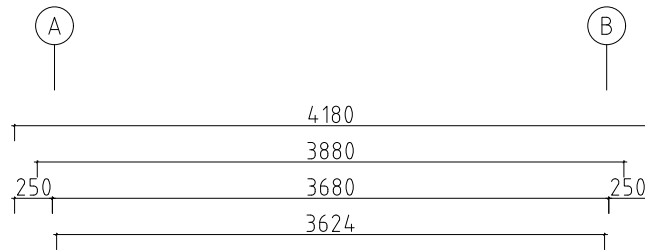
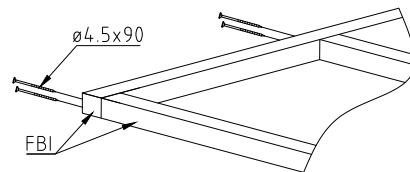
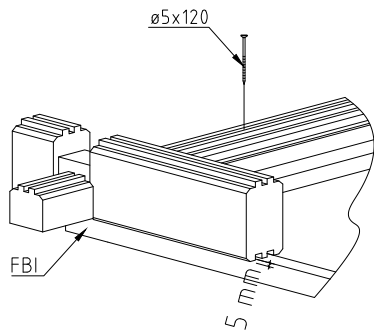
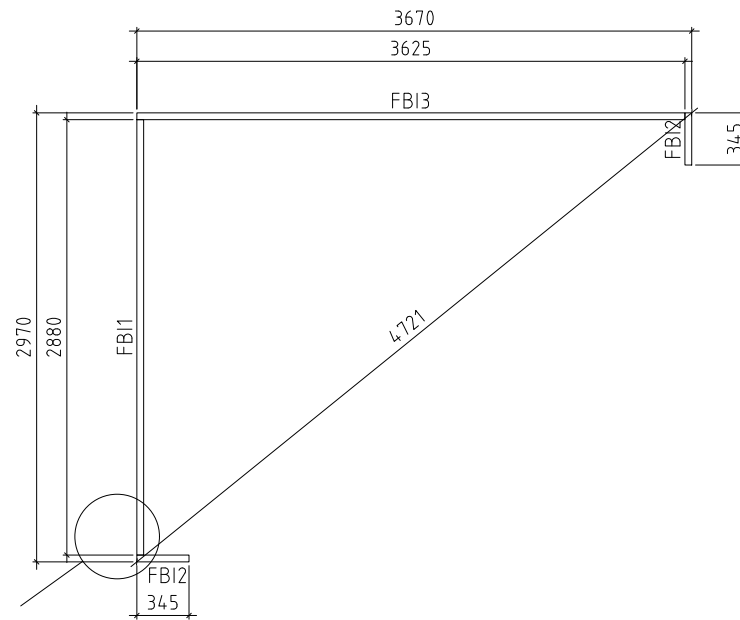


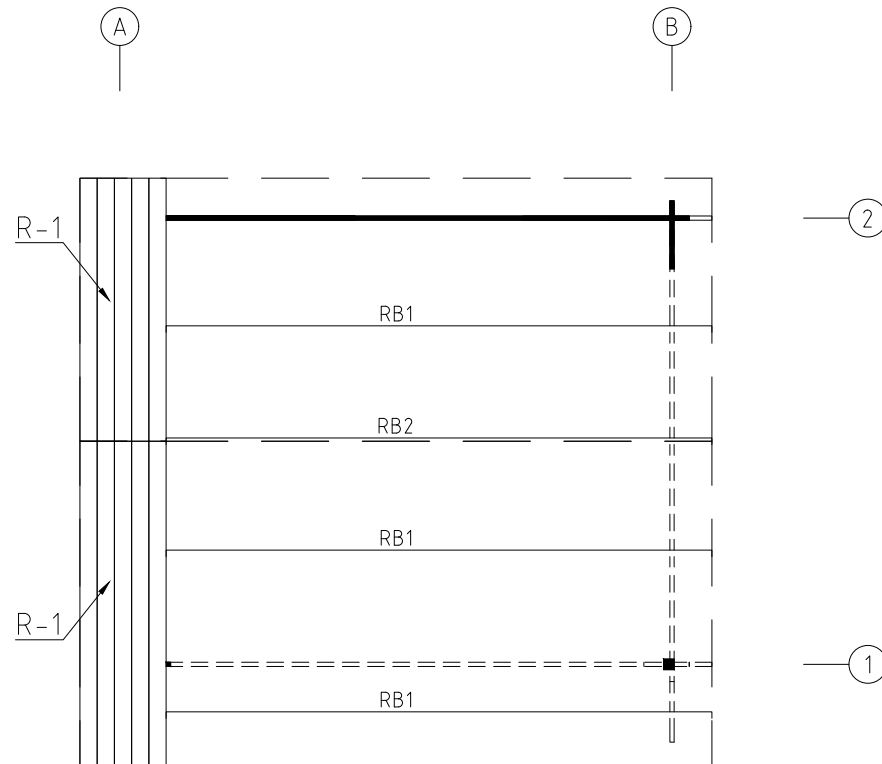
Name	2803100	Seite/Page	1
Zeichnung/Drawing	3 D	Maßstab/Scale	
Profil/Profile	28X135	Datum/Date	06.04.2021
Zeichner/Drafter	SRM	File	2803100 3D.dwg



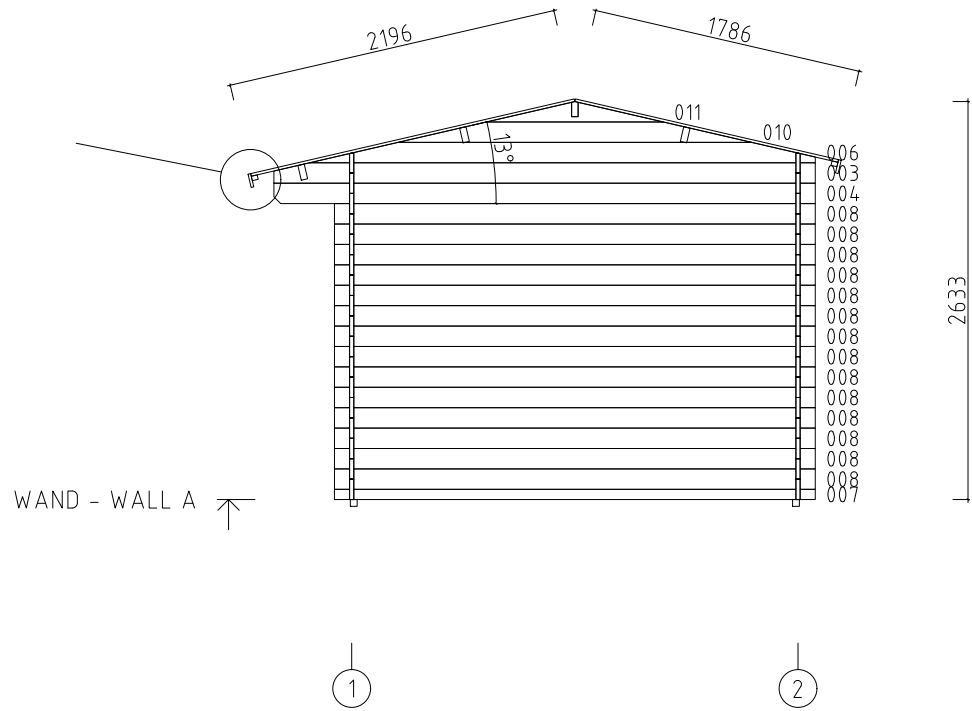
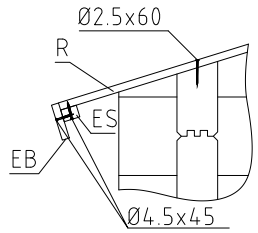
Model	2803100	Seite/Page	2
Zeichnung/Drawing	GRÜNDPLAN - GRÜNDPLAN	Maßstab/Scale	1:50
Profil/Profile	28x135	Datum/Date	06.04.2021
Zeichner/Drafter	SRM	File	2803100.dwg



Model	2803100	Seite/Page	3
Zeichnung/Drawing	FUNDAMENTHOLZ (IMM) - FOUNDATION BEAM (IMM)	Maßstab/Scale	1:50
Profil/Profile	45x45	Datum/Date	06.04.2021
Zeichner/Drafter	SRM	File	2803100.dwg

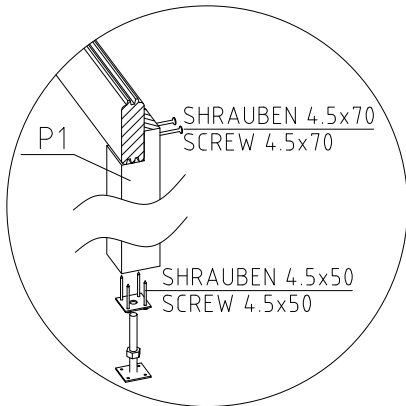
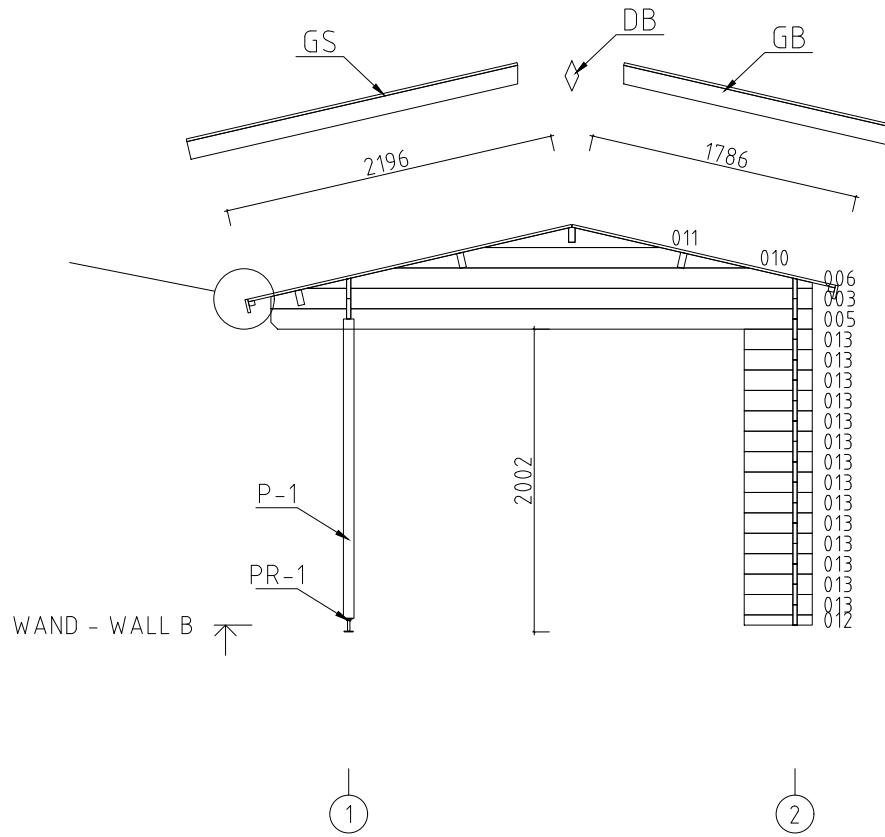
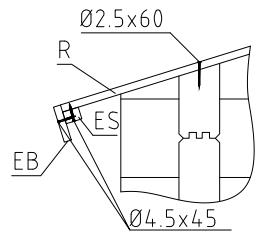


Model	2803100	Seite/Page	4
Zeichnung/Drawing	DACHBRETTER - ROOF BOARDS	Maßstab/Scale	1:50
Profil/Profile	88X18 oder- or 114X18 / 43X140	Datum/Date	06.04.2021
Zeichner/Drafter	SRM	File	2803100.dwg

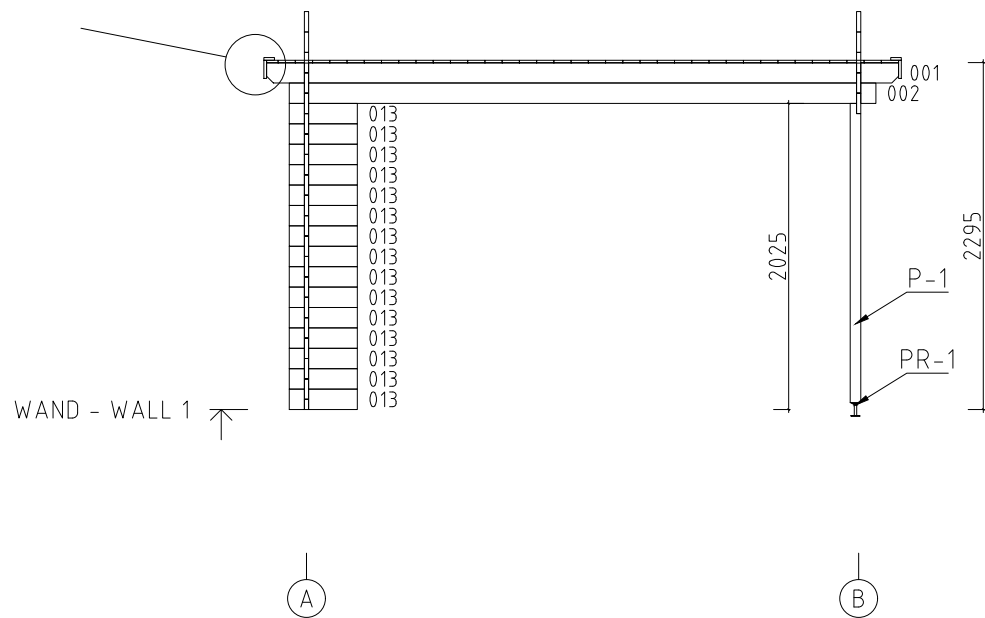
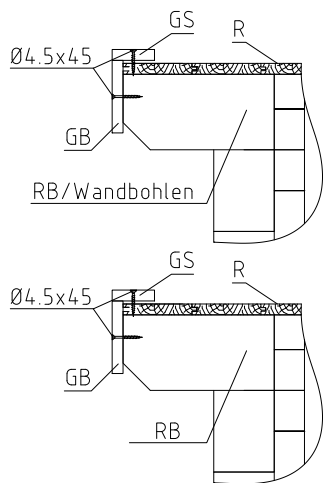


WAND - WALL A ↗

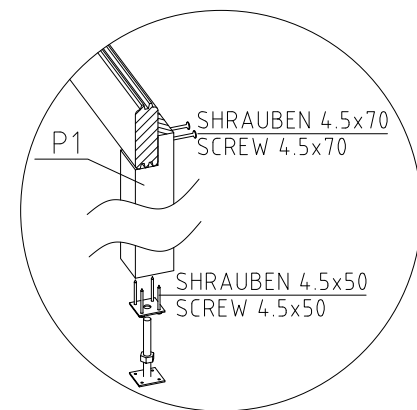
Model	2803100	Seite/Page	5
Zeichnung/Drawing	WAND - WALL A	Maßstab/Scale	1:50
Profil/Profile	28x135	Datum/Date	06.04.2021
Zeichner/Drafter	SRM	File	2803100.dwg



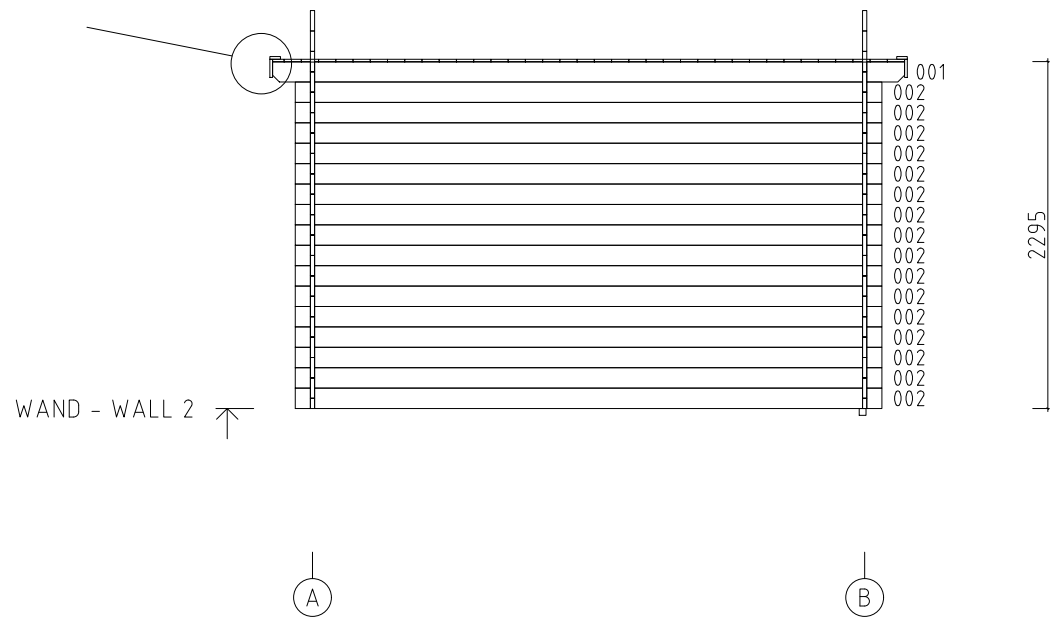
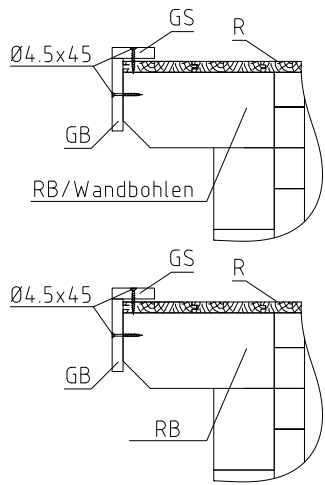
Model	2803100	Seite/Page	6
Zeichnung/Drawing	WAND - WALL B	Maßstab/Scale	1:50
Profil/Profile	28x135	Datum/Date	06.04.2021
Zeichner/Drafter	SRM	File	2803100.dwg



WAND - WALL 1

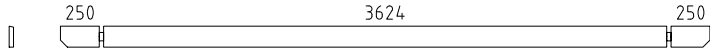
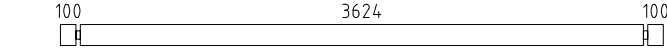





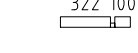
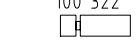
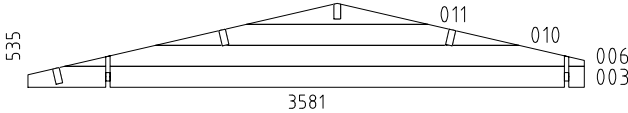
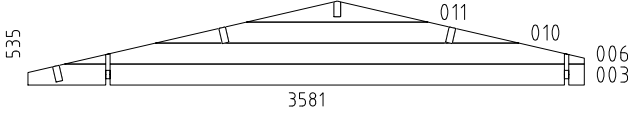




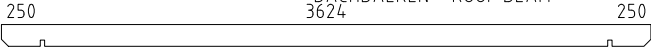
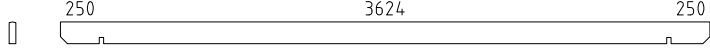













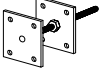













Model	2803100	Seite/Page	7
Zeichnung/Drawing	WAND - WALL 1	Maßstab/Scale	1:50
Profil/Profile	28x135	Datum/Date	06.04.2021
Zeichner/Drafter	SRM	File	2803100.dwg



WAND - WALL 2 ↑

Model	2803100	Seite/Page	8
Zeichnung/Drawing	WAND - WALL 2	Maßstab/Scale	1:50
Profil/Profile	28x135	Datum/Date	06.04.2021
Zeichner/Drafter	SRM	File	2803100.dwg

Pos	Bestimmung-Specification 2803100		Stck Pcs.	Profil Profile (mm)	Länge Length (mm)	
001			2	28x135	4180	
002			17	28x135	3880	
004			1	28x135	3581	
005			1	28x135	3581	
007			1	28x68	3180	
008			14	28x135	3180	
009	 ERZATZBOHLE - SPARE BEAM		1	28x135	3180	
012			1	28x68	450	
013			29	28x135	450	
WA-1			1			
WB-1			1			
FBI3	FUNDAMENTHOLZ (IMM) - FOUNDATION BEAM (IMM) 		1	45x45	3625	
FBI1	FUNDAMENTHOLZ (IMM) - FOUNDATION BEAM (IMM) 		1	45x45	2880	
FBI2	FUNDAMENTHOLZ (IMM) - FOUNDATION BEAM (IMM) 		2	45x45	345	
P1	PFOSTEN - POST 		1	70x70	1980	
RB1	DACHBALKEN - ROOF BEAM 		3	43x140	4180	
RB2	DACHBALKEN - ROOF BEAM 		1	43x140	4180	
R-1	DACHBRETTER - ROOF BOARDS	88mm oder or 14mm		48+1 37+1	88x18 114x18	2195
R-2	DACHBRETTER - ROOF BOARDS	88mm oder or 14mm		48+1 37+1	88x18 114x18	1785
GB-1	GIEBELLEISTE - GABLE MOULDING 		2	18x120	1835	
GB-2	GIEBELLEISTE - GABLE MOULDING 		2	18x120	2245	
Name	2803100		Datum/Date	06.04.2021	Seite/Page	1/2

Pos	Bestimmung-Specification 2803100		Stck Pcs.	Profil Profile (mm)	Länge Length (mm)
EB-1	TRAUFENBRETTER - EAVES BOARD		2	18x90	4180
ES-1	TRAUFENLEISTE - EAVES STRIPS		2	30x40	4180
GS-1	GIEBELDECKLEISTE - GABLE COVER STRIPS		2	18x70	1836
GS-2	GIEBELDECKLEISTE - GABLE COVER STRIPS		2	18x70	2246
DB	GIEBELSEGMENT - GABLE DIAMOND		1		
SS-1	STURMLEISTE - STORM PROTECTION		3	18x35	2160
HB	SCHLAGHOLZ - HAMMER BLOCK 28 MM		2		
PR	REGULIERUNGSSCHRAUBE FÜR PFOSTEN - POST HEIGHT ADJUSTMENT		1		
KL	DICHTSCHEIBE FÜR STURMLEISTE - WASHER FOR STORM PROTECTION SS1		9	M16X8	
HS	SCHRAUBEN FÜR STURMLEISTE - SCREWS FOR STORM PROTECTION SS1		9	Ø6X50	
HS	SCHRAUBEN FÜR DECKBLATT - SCREW FOR GABLE SEGMENT		4	Ø3.5X35	
HS	SCHRAUBEN FÜR GIEBELLEISTE - SCREWS FOR GABLE MOULDING GB		18	Ø4.5X45	
HS	SCHRAUBEN FÜR TRAUFENBRETTER - SCREWS FOR EAVES BOARD EB		18	Ø4.5X45	
HS	SCHRAUBEN FÜR TRAUFENLEISTE - SCREWS FOR EAVES STRIPS ES		18	Ø4.5X45	
HS	SCHRAUBEN FÜR GIEBELDECKLEISTEN - SCREWS FOR GABLE COVER STRIPS GS		18	Ø4.5X45	
HS	SCHRAUBEN FÜR REGULIERUNGSSCHRAUBE FÜR PFOSTEN - SCREWS FOR POST... PR		4	Ø4.5X50	
HS	SCHRAUBEN FÜR PFOSTEN - SCREWS FOR POST P		2	Ø4.5X70	
HS	SCHRAUBEN FÜR FUNDAMENTHOLZ (IMM) - SCREWS FOR FOUNDATION BEAM (IMM) FB		16	Ø4.5X90	
HS	SCHRAUBEN FÜR 1. BOHLENREIHE - SCREWS FOR 1. WALL BEAM		11	Ø5.0X120	
HS	SCHRAUBEN FÜR DACHBALKEN - SCREWS FOR ROOF BEAM RB		8	Ø6X160	
NF	NÄGEL FÜR DACHBRETTER - NAILS FOR ROOF BOARDS R		518	Ø2.5X60	
Name	2803100	Datum/Date	06.04.2021	Seite/Page	2/2