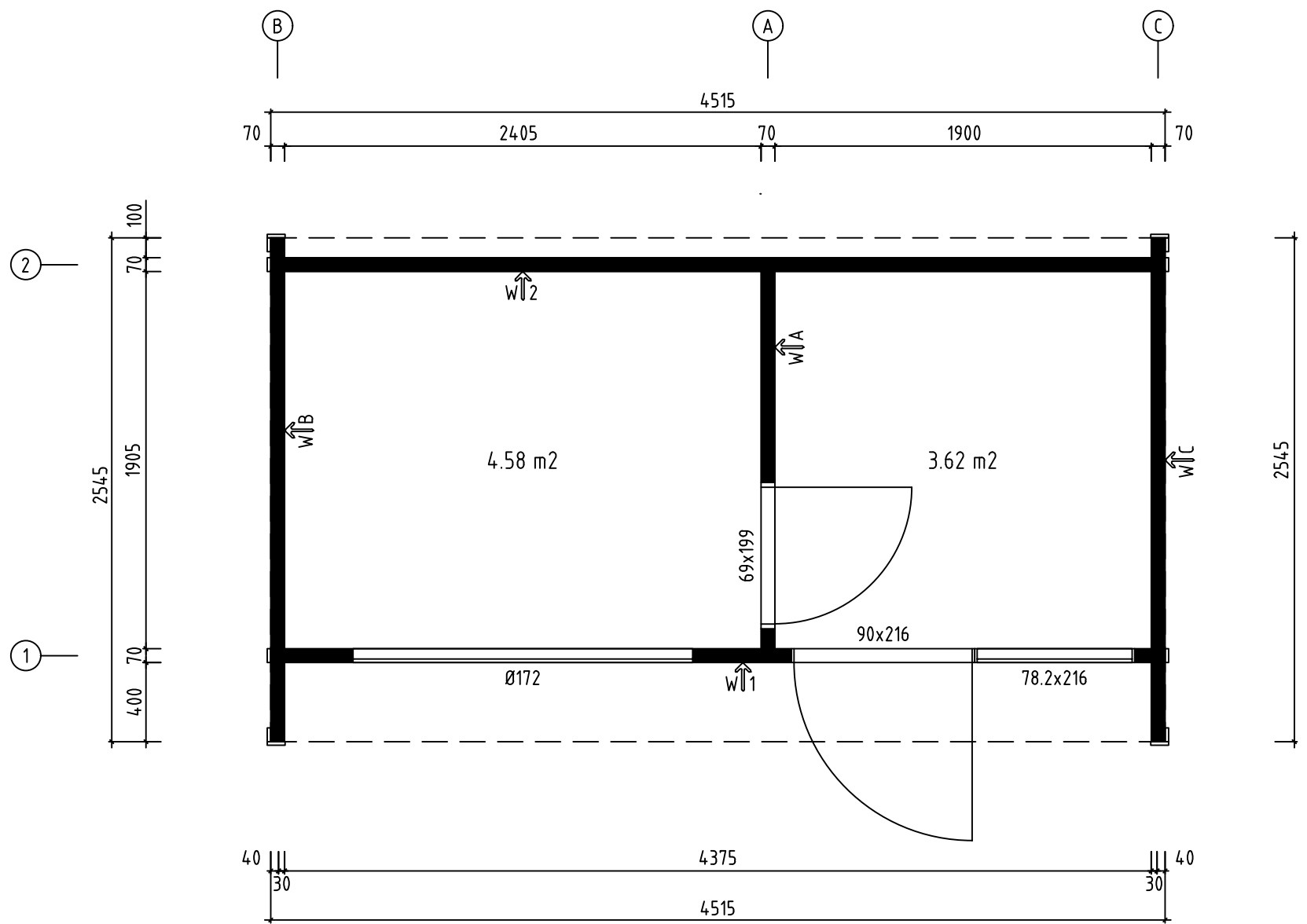
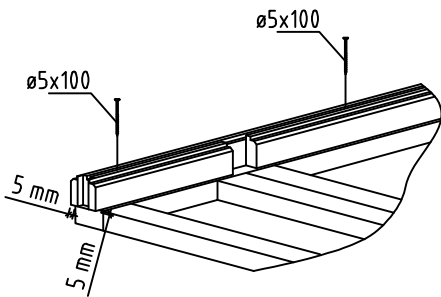
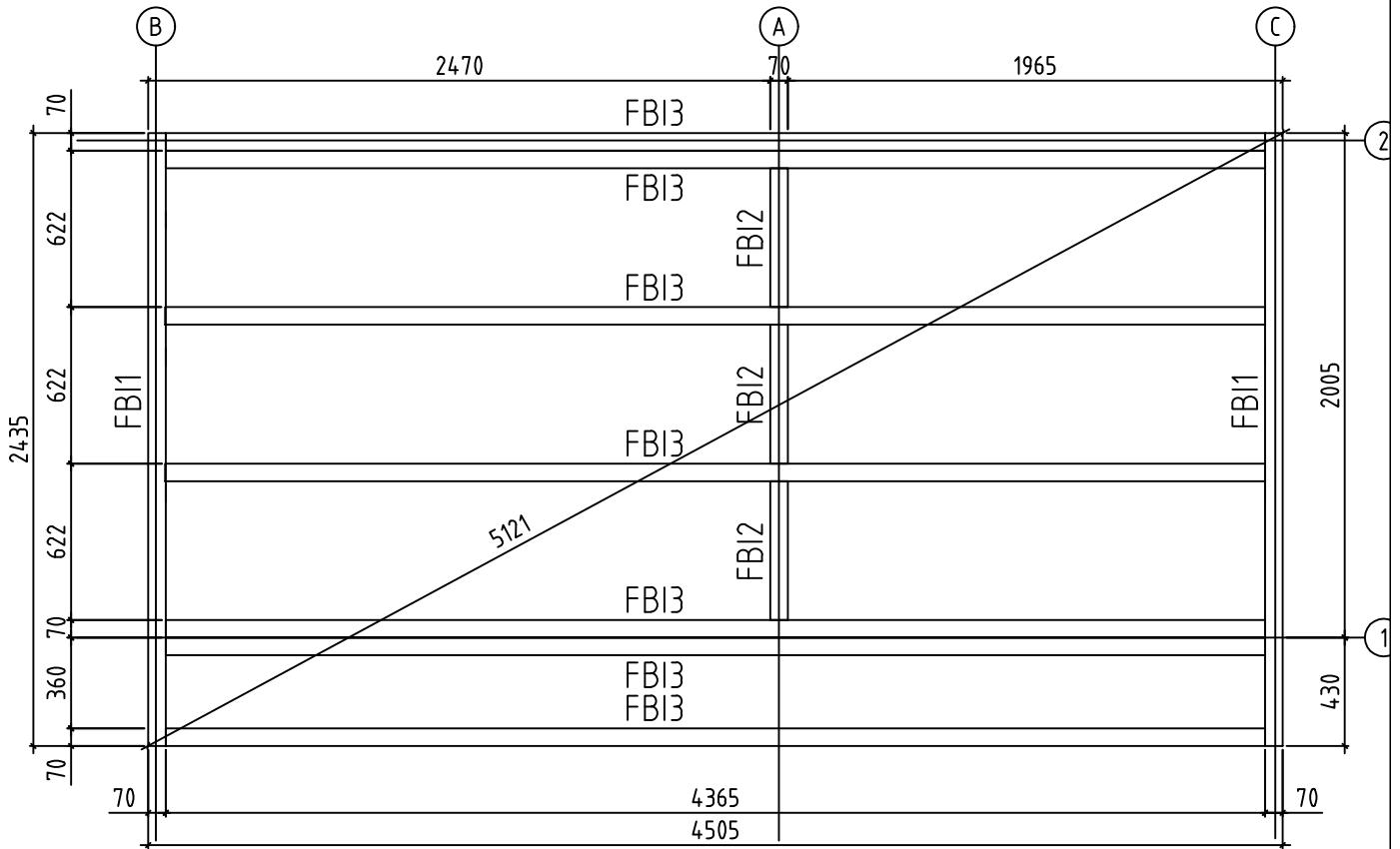
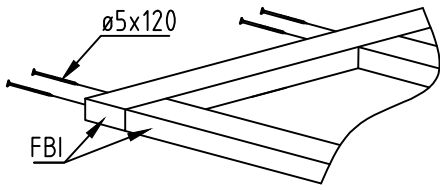


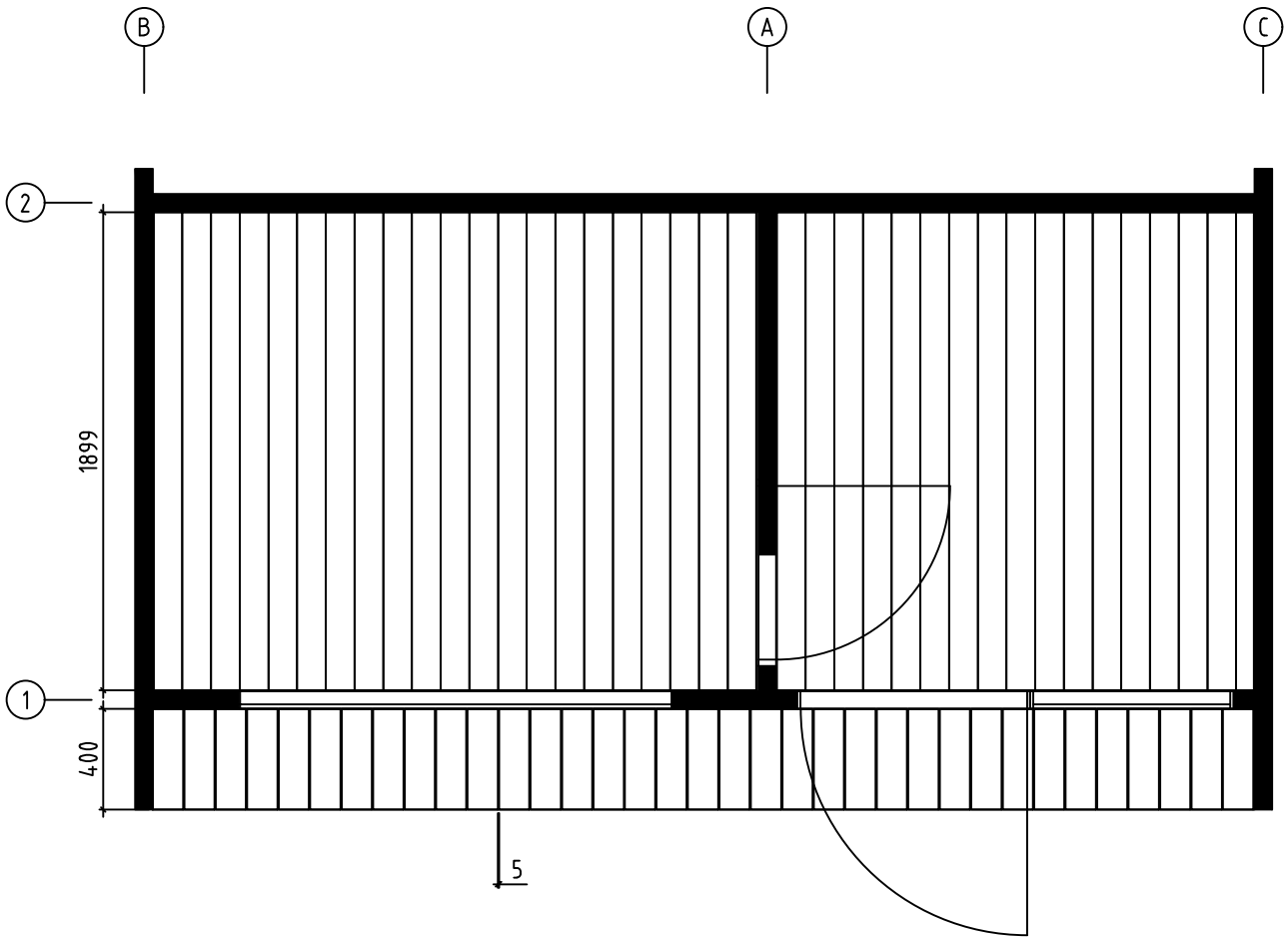
Name-Name-Nom 7055165	Page-Seite-Page 1
View-Aussicht-Vue 3D	Scale-Maßstab-Echelle 1:30
Material-Material-Matériel 70x135	Date-Datum-Date 07.09.2023
Drafter-Zeichner-Rédacteur EJ	File



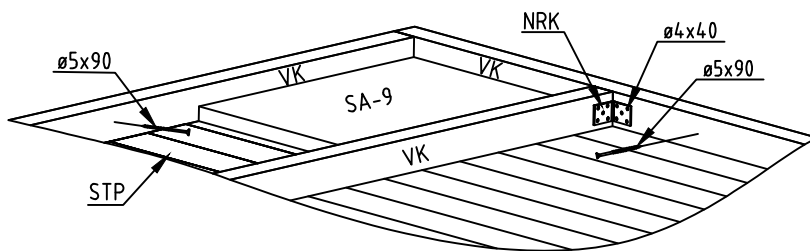
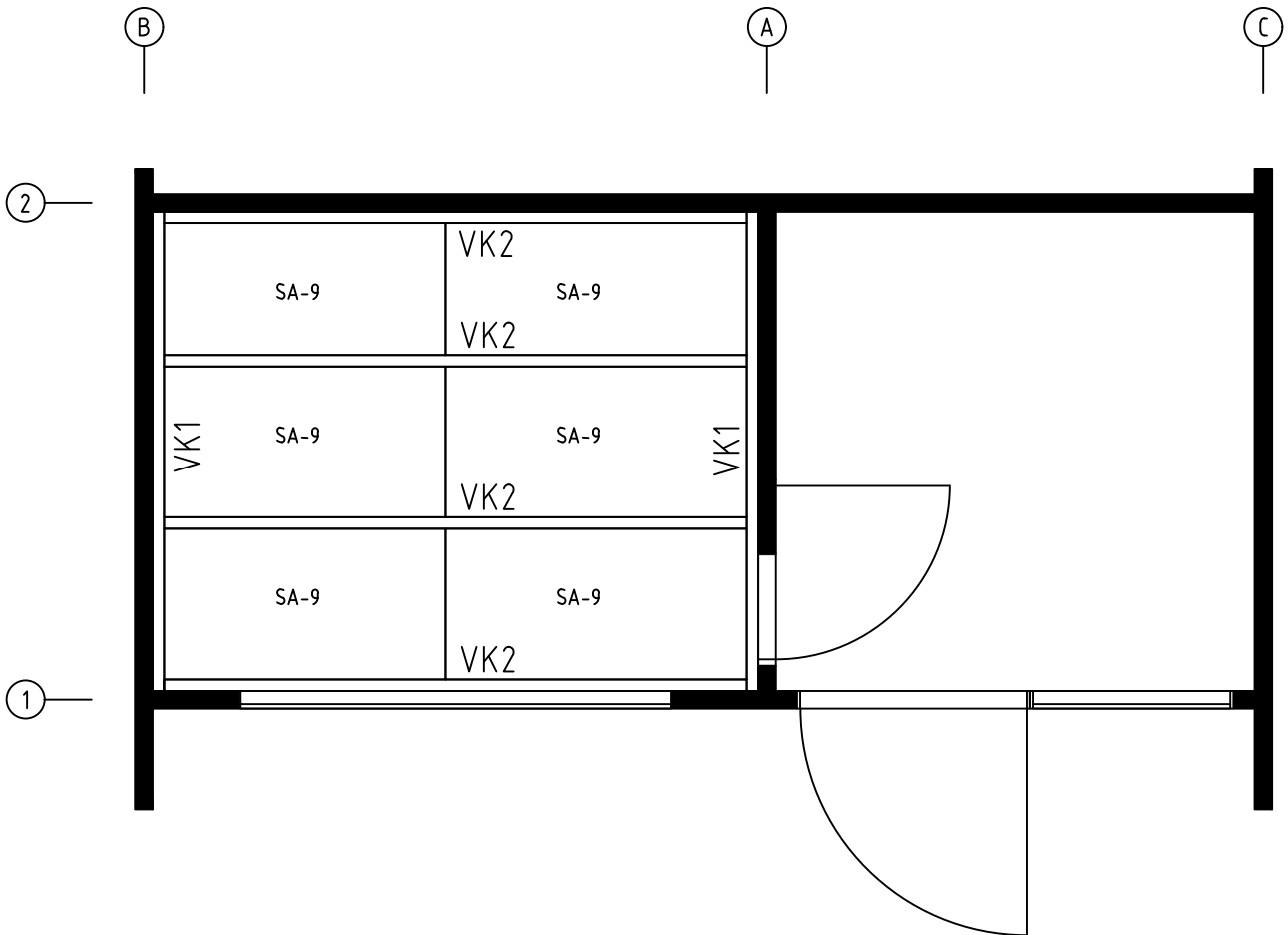
Name-Name-Nom 7055165		Page-Seite-Page 2
View-Aussicht-Vue GROUNDPLAN - GRUNDPLAN - PLAN DE MASSE		Scale-Maßstab-Echelle 1:30
Material-Material-Matériel 70x135		Date-Datum-Date 07.09.2023
Drafter-Zeichner-Rédacteur EJ	File	



Name-Name-Nom 7055165	Page-Seite-Page 3
View-Aussicht-Vue FOUNDATION - FUNDAMENT - FONDATION	Scale-Maßstab-Echelle 1:30
Material-Material-Matériel 70x135	Date-Datum-Date 07.09.2023
Drafter-Zeichner-Rédacteur EJ	File

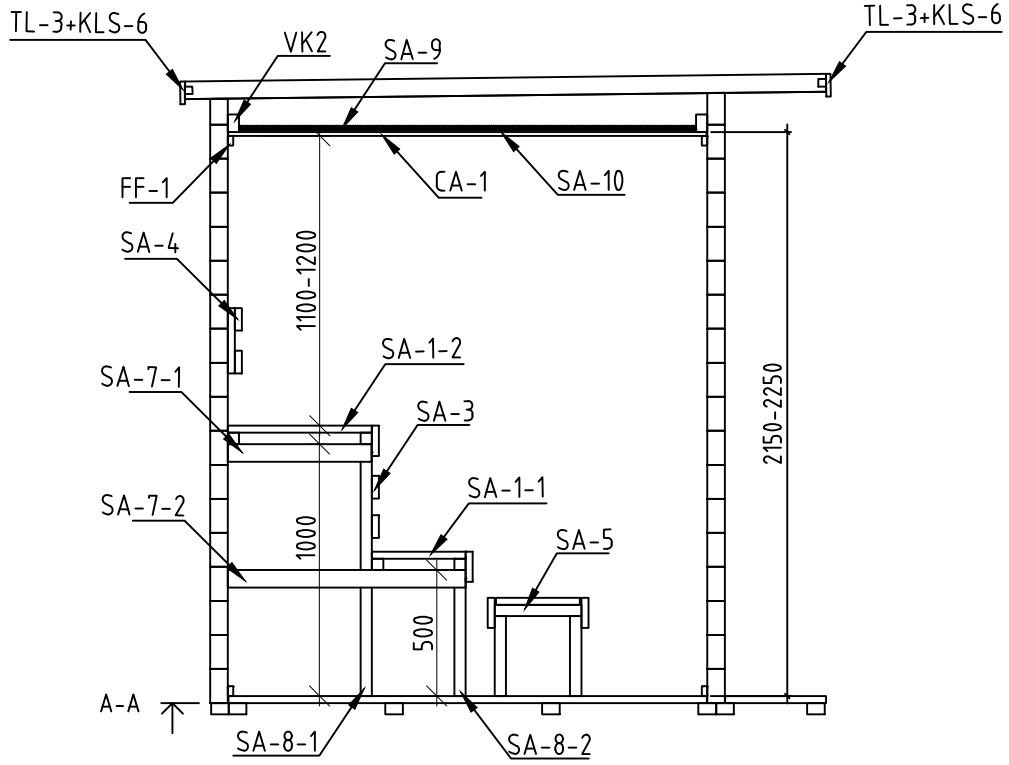
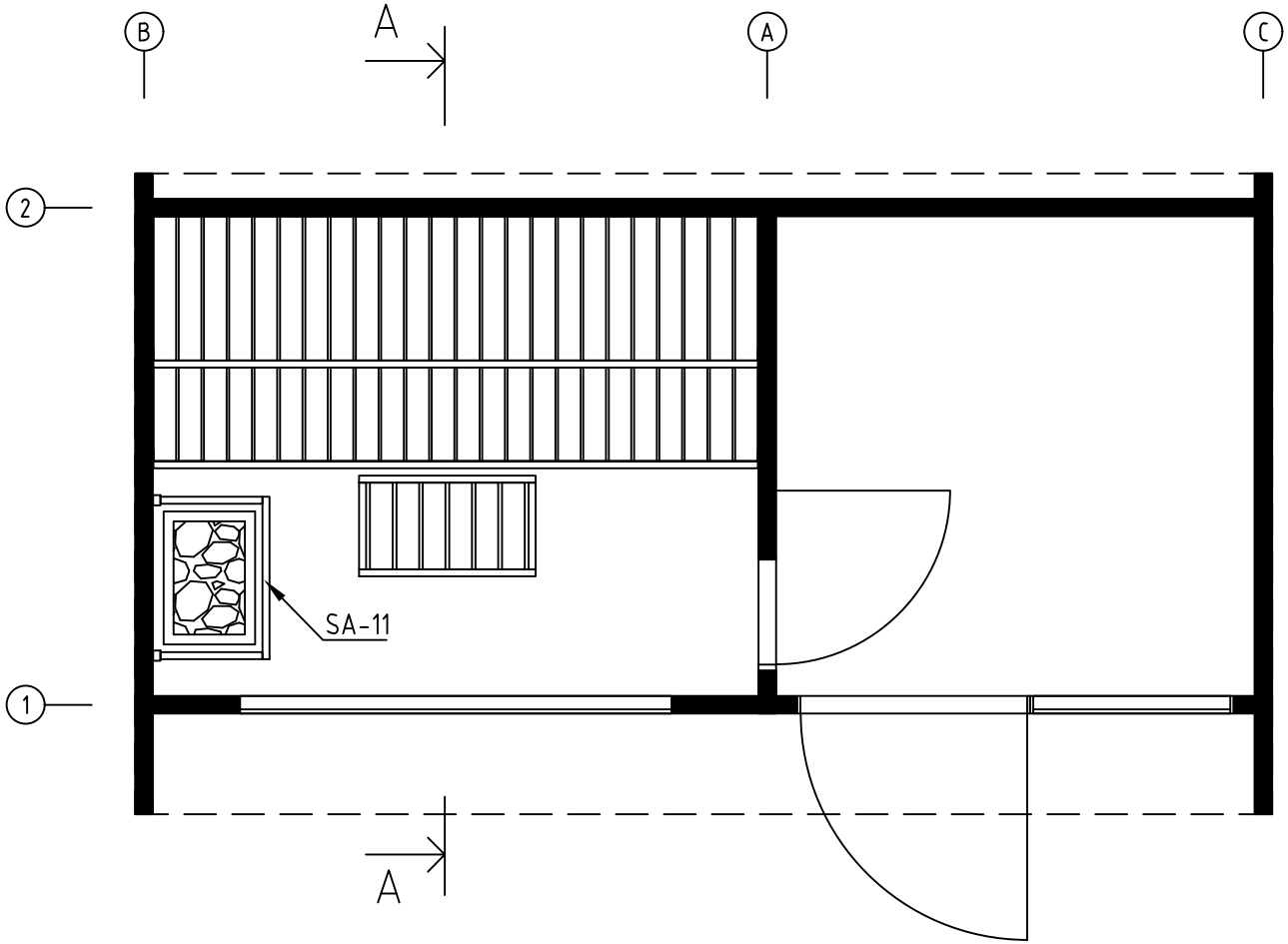


Name-Name-Nom 7055165		Page-Seite-Page 4
View-Aussicht-Vue FLOOR BOARDS-FUSSBODENBRETTER-LAME DE PLANCHER		Scale-Maßstab-Echelle
Material-Material-Matériel 70x135		Date-Datum-Date 07.09.2023
Drafter-Zeichner-Rédacteur EJ	File	

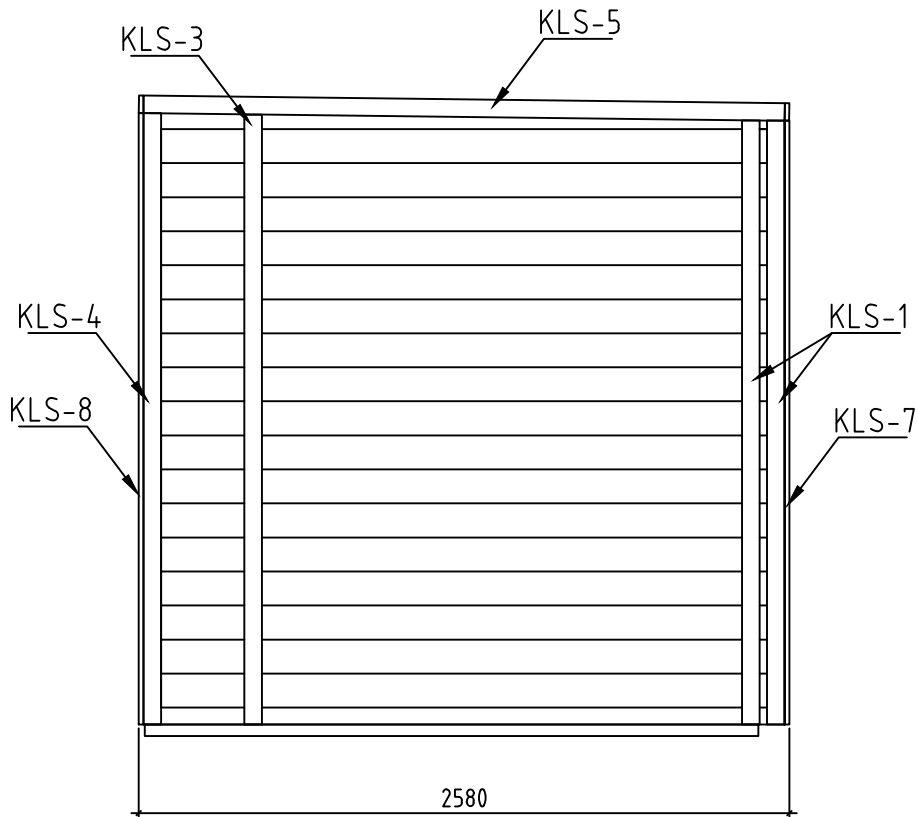
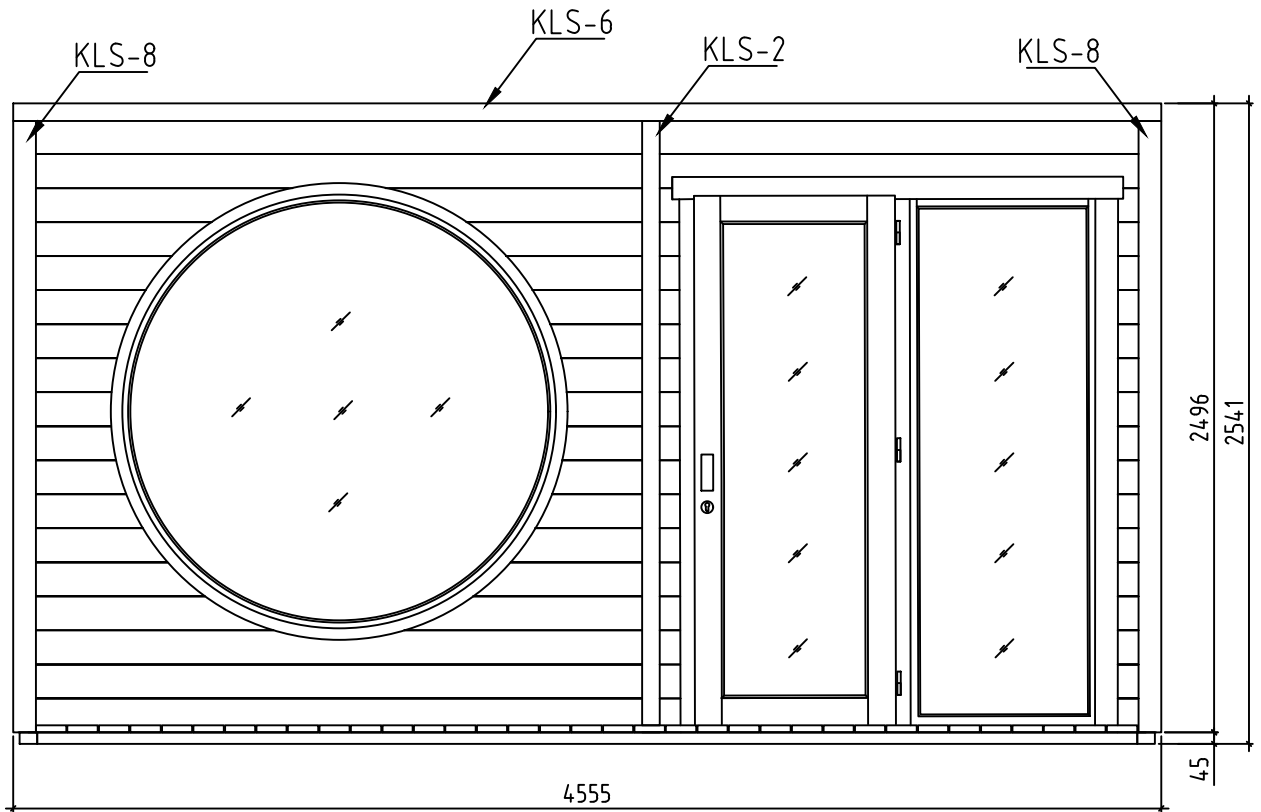


Name-Name-Nom 7055165		Page-Seite-Page 5
View-Aussicht-Vue CEILING ISOLATION - DECKENISOLATION		Scale-Maßstab-Echelle 1:30
Material-Material-Matériel 70x135		Date-Datum-Date 07.09.2023
Drafter-Zeichner-Rédacteur EJ	File	

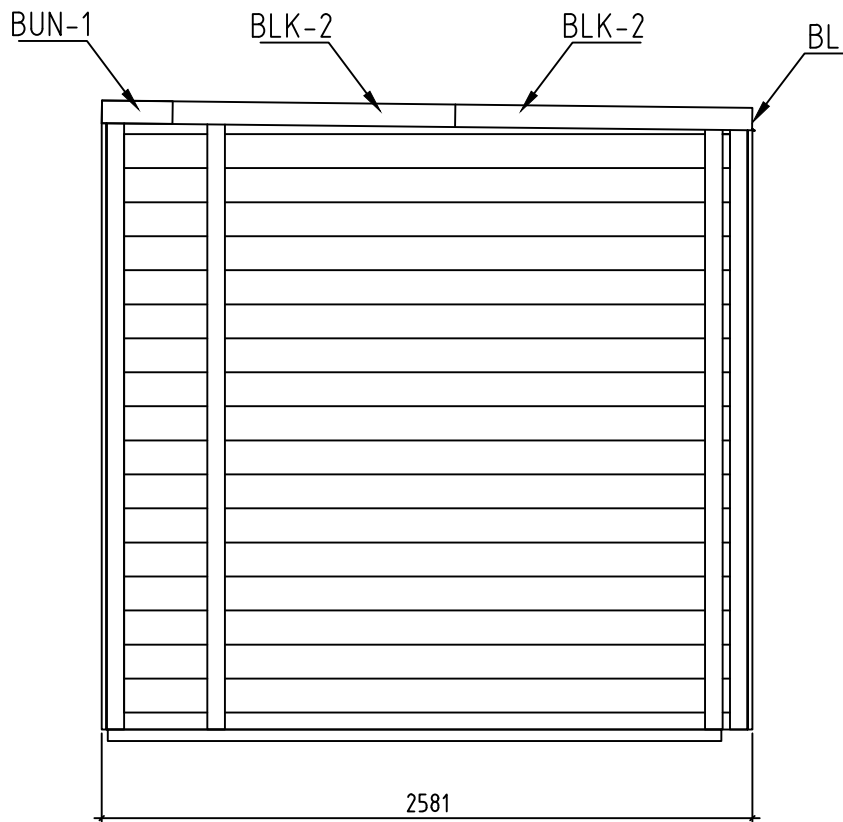
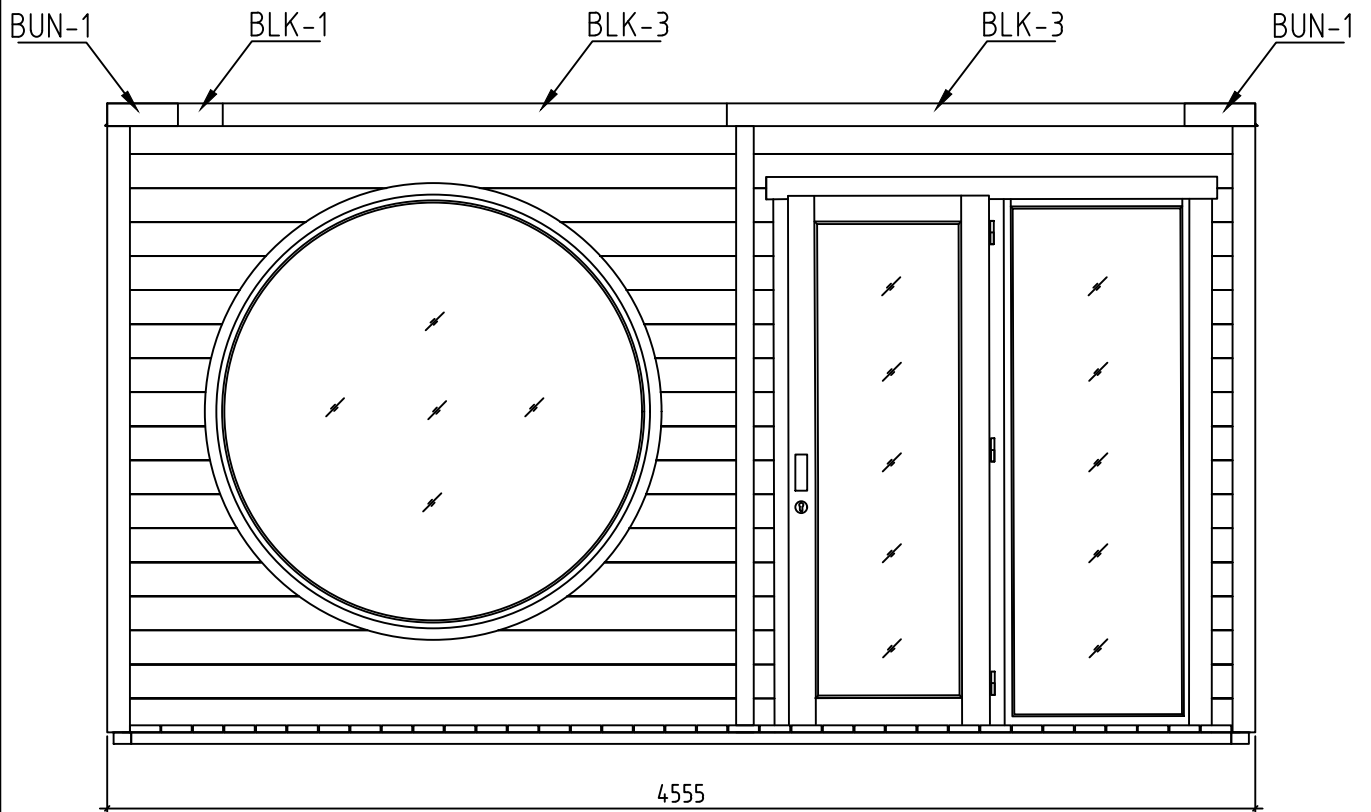
We recommend cutting the lengths of the heater protection details to a suitable length.
 Pay attention to the minimum safety distances in the heater manual!
 Wir empfehlen, die Länge der Ofenschutz auf eine geeignete Länge zu kürzen.
 Beachten Sie die Mindestsicherheitsabstände im Anleitung!



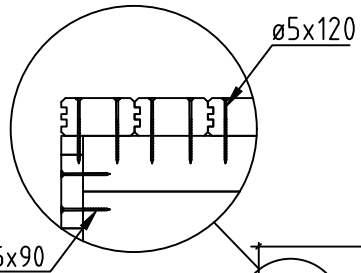
Name-Name-Nom 7055165		Page-Seite-Page 6
View-Aussicht-Vue SAUNA INTERIOR		Scale-Maßstab-Echelle 1:30
Material-Material-Matériel 70x135		Date-Datum-Date 07.09.2023
Drafter-Zeichner-Rédacteur EJ	File	



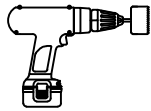
Name-Name-Nom 7055165		Page-Seite-Page 7
View-Aussicht-Vue COVERING BOARD-DECKENLEISTEN-PROFILS DE		Scale-Maßstab-Echelle FINITION
Material-Material-Matériel 70x135		Date-Datum-Date 07.09.2023
Drafter-Zeichner-Rédacteur EJ	File	



Name-Name-Nom 7055165		Page-Seite-Page 8
View-Aussicht-Vue SHEET METAL-BLECH FÜR DACH-FINITION DU TOIT		Scale-Maßstab-Echelle 1:30
Material-Material-Matériel 70x135		Date-Datum-Date 07.09.2023
Drafter-Zeichner-Rédacteur EJ	File	

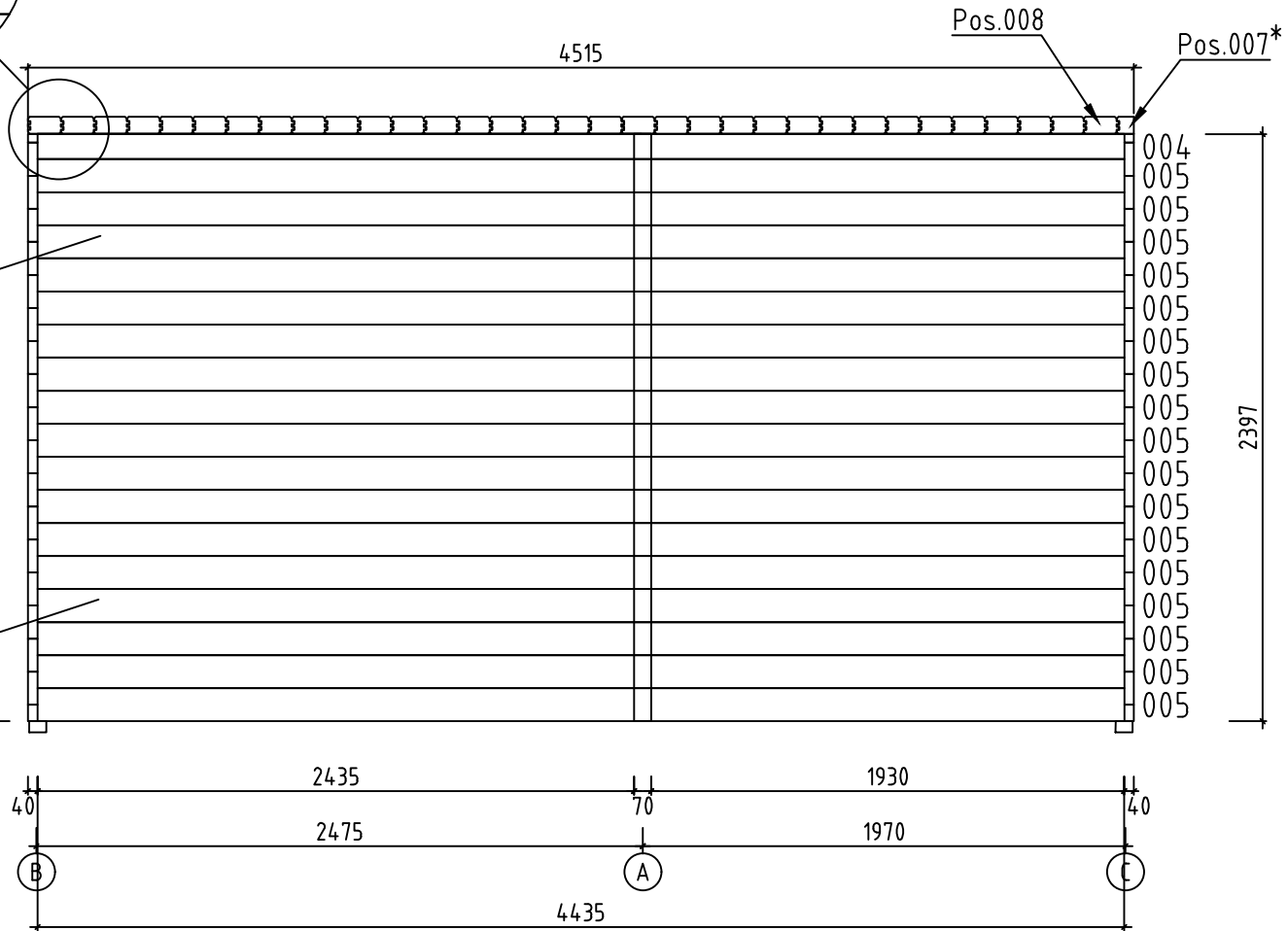


SAUNA VENTILATION SET
SAUNA LÜFTUNGSLUKE

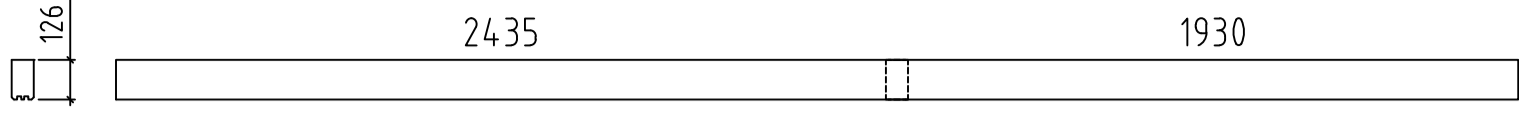


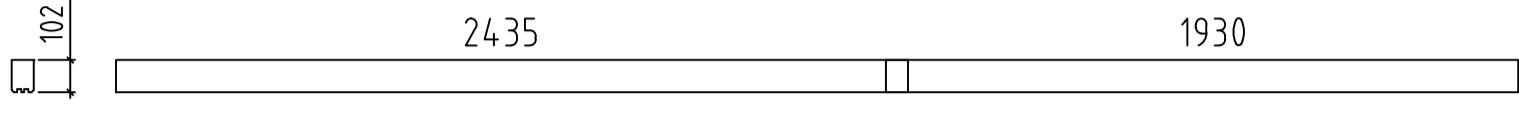

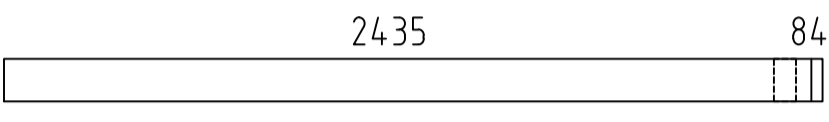





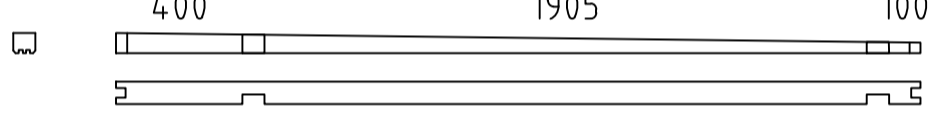


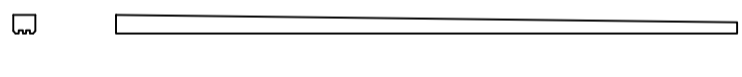

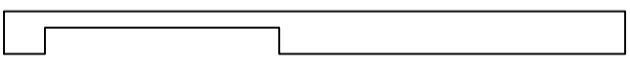
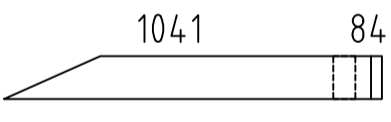
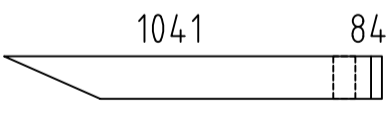




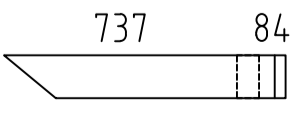
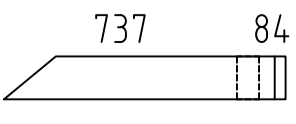




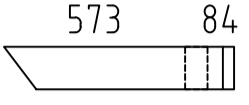
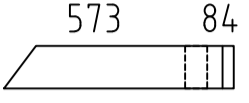
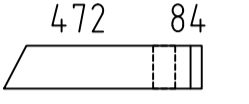
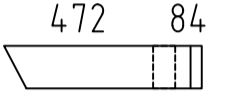


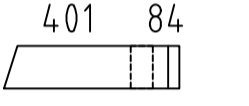
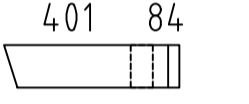
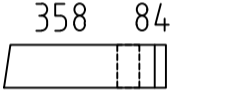
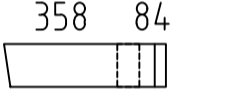
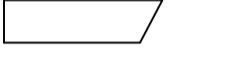

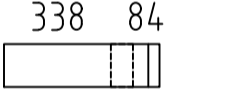

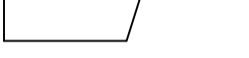








SAUNA VENTILATION SET
SAUNA LÜFTUNGSLUKE







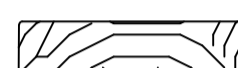
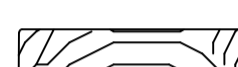
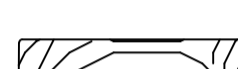


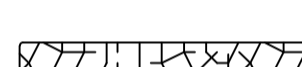




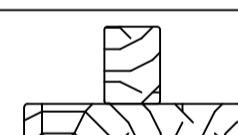
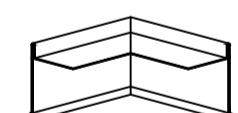







Wall-Wand-Mur 2

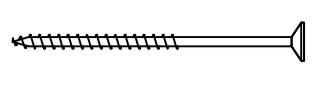
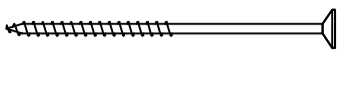
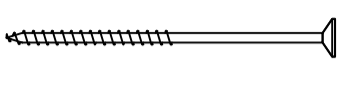
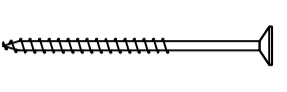
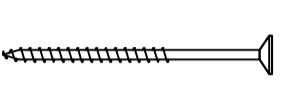


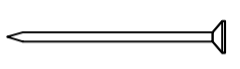
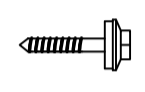
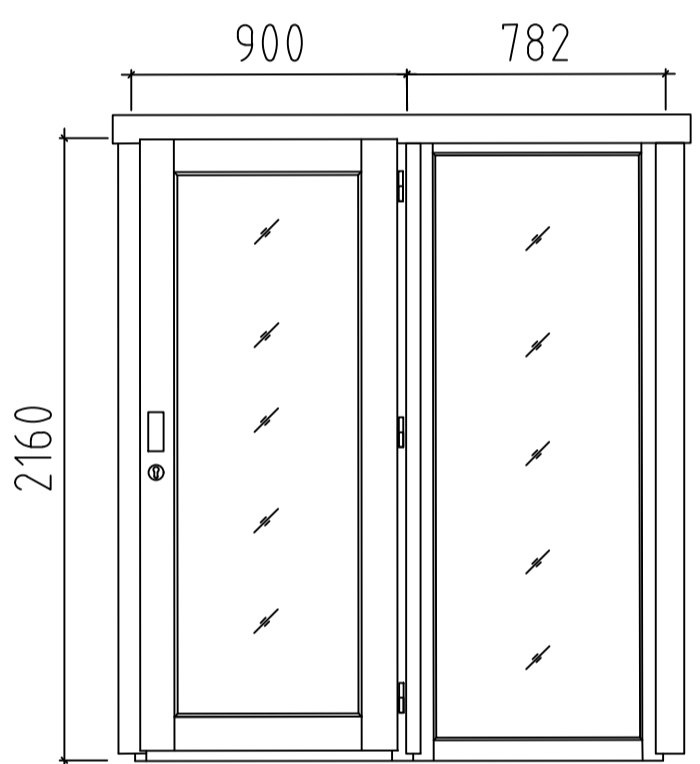
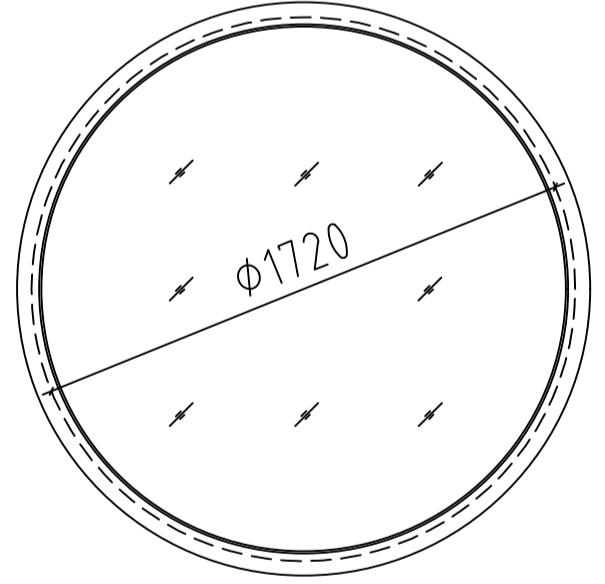
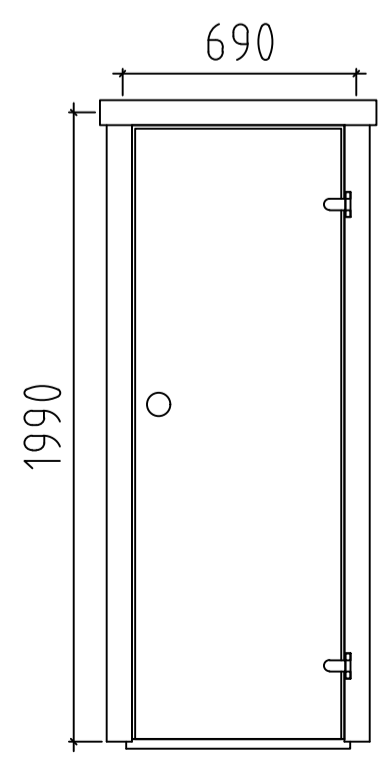


Name-Name-Nom 7055165		Page-Seite-Page 13
View-Aussicht-Vue Wall-Wand-Mur 2		Scale-Maßstab-Echelle 1:30
Material-Material-Matériel 7.0x13.5		Date-Datum-Date 07.09.2023
Drafter-Zeichner-Rédacteur EJ	File	

Pos	7055165 Piece list - Stückliste - Liste des pieces	Q.	P (mm)	L (mm)
001		1	70x126	4435
002		1	70x135	4435
003	SPARE BEAM-ERZATZBOHLE-FAISCEAU DE RECHANGE 	1	70x135	4435
004		1	70x102	4435
005		17	70x135	4435
006		3	70x135	2589
007		1	70x60	2545
008		33	70x135	2545
009		1	70x64	2545
010		17	70x135	2545
011		1	70x68	2545
012		1	70x64	2545
013		17	70x135	2545
014		1	70x68	2545
015		1	70x58	1965
016		2	70x135	1965
017		1	70x135	1965
018		1	70x135	1195
019		1	70x135	1195
020		1	70x68	1095
021		14	70x135	1095
022		1	70x135	1071
023		1	70x135	1068
024		1	70x135	891
025		1	70x135	891

Pos	7055165 Piece list - Stückliste - Liste des pieces	Q.	P (mm)	L (mm)
026		1	70x135	767
027		1	70x135	767
028		1	70x135	727
029		1	70x135	727
030		1	70x135	626
031		1	70x135	626
032		1	70x135	603
033		1	70x135	603
034		1	70x135	555
035		1	70x135	555
036		1	70x135	512
037		1	70x135	512
038		1	70x135	502
039		1	70x135	502
040		1	70x135	492
041		1	70x135	431
042		1	70x135	431
043		1	70x135	388
044		1	70x135	388
045		1	70x135	368
046		1	70x68	130
047		14	70x135	130
048		16	70x135	114
FBI3	FOUNDATION - FUNDAMENT - FONDATION (IMM) 	7	70x45	4365
FBI1	FOUNDATION - FUNDAMENT - FONDATION (IMM) 	2	70x45	2435

Pos	7055165 Piece list - Stückliste - Liste des pieces		Q.	P (mm)	L (mm)
FBI2	FOUNDATION - FUNDAMENT - FONDATION (IMM) 		3	70x45	552
F-1	FLOOR BOARDS-FUSSBODENBRETTER-LAME DE PLANCHER		38+2	114x28	1899
T-1	TERRACE BOARDS - TERRASSENBRETTER - PLANCHER DE TERRASSE (IMM)		35+1	120x28	400
FF-1	ZN NAIL FOR FILLET - ZN NÄGEL FÜR LEISTE - POINTE POUR CORNIERE DE FINITION			18x35	38 m.
KLS-1	COVERING BOARD - DECKENLEISTEN - PROFILS DE FINITION		4	18x70	2396
KLS-2	COVERING BOARD - DECKENLEISTEN - PROFILS DE FINITION		2	18x70	2397
KLS-3	COVERING BOARD - DECKENLEISTEN - PROFILS DE FINITION		2	18x70	2420
KLS-4	COVERING BOARD - DECKENLEISTEN - PROFILS DE FINITION		2	18x70	2426
KLS-5	COVERING BOARD - DECKENLEISTEN - PROFILS DE FINITION		2	18x70	2545
KLS-6	COVERING BOARD - DECKENLEISTEN - PROFILS DE FINITION		2	18x70	4552
KLS-7	COVERING BOARD - DECKENLEISTEN - PROFILS DE FINITION		2	18x90	2396
KLS-8	COVERING BOARD - DECKENLEISTEN - PROFILS DE FINITION		2	18x90	2426
TL-1	FIXING FILLET - FIXIRUNGSLEISTE - PROFIL DE FIXATION		2	30x30	2396
TL-2	FIXING FILLET - FIXIRUNGSLEISTE - PROFIL DE FIXATION		2	30x30	2426
TL-3	FIXING FILLET - FIXIRUNGSLEISTE - PROFIL DE FIXATION		2	30x30	4515
DT-1	FIXING FILLET FOR DOOR - FIXIRUNGSLEISTE FÜR TÜR - PROFIL DE FIXATION DES PORTES		2	48x70	1950
DT-2	FIXING FILLET FOR DOOR - FIXIRUNGSLEISTE FÜR TÜR - PROFIL DE FIXATION DES PORTES		2	48x70	2160
BUN-1	SHEET METAL FOR ROOF COMPLETION (Black) - BLECH FÜR DACH ABSCHLUSS (Schwarz) - FINITION DU TOIT (Noir)		2		280
BL-1	SHEET METAL FOR ROOF COMPLETION (Black) - BLECH FÜR DACH ABSCHLUSS (Schwarz) - FINITION DU TOIT (Noir)		1		800
BL-2	SHEET METAL FOR ROOF COMPLETION (Black) - BLECH FÜR DACH ABSCHLUSS (Schwarz) - FINITION DU TOIT (Noir)		2		2000
BLK-1	SHEET METAL FOR ROOF COMPLETION (Black) - BLECH FÜR DACH ABSCHLUSS (Schwarz) - FINITION DU TOIT (Noir)		1		350
BLK-2	SHEET METAL FOR ROOF COMPLETION (Black) - BLECH FÜR DACH ABSCHLUSS (Schwarz) - FINITION DU TOIT (Noir)		4		1250
BLK-3	SHEET METAL FOR ROOF COMPLETION (Black) - BLECH FÜR DACH ABSCHLUSS (Schwarz) - FINITION DU TOIT (Noir)		2		2000
HS	SCREW FOR COVERING BOARD (KLS) - SCHRAUBE FÜR DECKENLEISTEN (KLS) - VIS POUR PROFILS DE FINITION (KLS)		120	ø4.5x50	
HS	SCREW FOR TERRACE BOARD - SCHRAUBE FÜR TERRASSENBRETT - VIS POUR PLANCHER DE TERRASSE		145	ø4.5x60	
Name-Name-Nom	7055165		Date-Datum-Date	07.09.2023	Page-Seite-Page 3/4

Pos	7055165 Piece list - Stückliste - Liste des pieces	Q.	P (mm)	L (mm)
HS	SCREW FOR 1. WALL BEAM - SCHRAUBE FÜR 1. BOHLENREIHE - VIS DE FIXATION DES FONDATIONS 	9	ø5x100	
HS	SCREW FOR FUNDAMENT (FBI) - SCHRAUBE ZUR BEFESTIGUNG FUNDAMENT (FBI) - VIS POUR FONDATION (FBI) 	46	ø5x120	
HS	SCREW FOR FIXING Pos.007; 008; 009; 012; 015 - SCHRAUBE FÜR Pos.007 008; 009; 012; 015- VIS POUR Pos.007; 008; 009; 012; 015 	142	ø5x120	
HS	SCREW FOR WALL MOUNTING - SCHRAUBE FÜR WANDMONTAGE - VIS DE FIXATION AU MUR 	220	ø5x90	
HS	SCREW FOR FIXING FILLET - SCHRAUBE FÜR FIXIRUNGSLEISTE - VIS POUR PROFIL DE FIXATION (TL WT DT) 	50	ø5x90	
HB	HAMMER BLOCK - SCHLAGHOLZ - CALLE DE FRAPPE 	2	70mm	
NF	ZN NAIL FOR FILLETS - ZN NÄGEL FÜR LEISTEN - POINTE POUR CORNIERE 	52	ø1.4x40	
NF	ZN NAIL FOR FLOOR - ZN NÄGEL FÜR FUSSBODENBRETTER - CLOUS POUR PLANCHER 	165	ø2.5x60	
HS	SHEET METAL SCREWS (Black) - BLECHSCHRAUBEN (Schwarz) - VIS A TOLE (Noir) 	48	ø4.8x28	
	DOOR-TÜR-PORTE, AST PRE (Mirror, ISO, Toughened)  900 782 2160	R	1	1682x2160
	WINDOW-FENSTER-FENETRE AST 1H (Mirror, ISO, Toughened)  ø1720	C	1	ø1720
	DOOR-TÜR-PORTE, AST Sauna  690 1990	R	1	690x1990
* Cut into lenght on site (If needed) - Bitte selber anpassen (Falls nötig) - Couper à la longueur sur place (selon la nécessité)				
Name-Name-Nom	7055165	Date-Datum-Date	07.09.2023	Page-Seite-Page 4/4