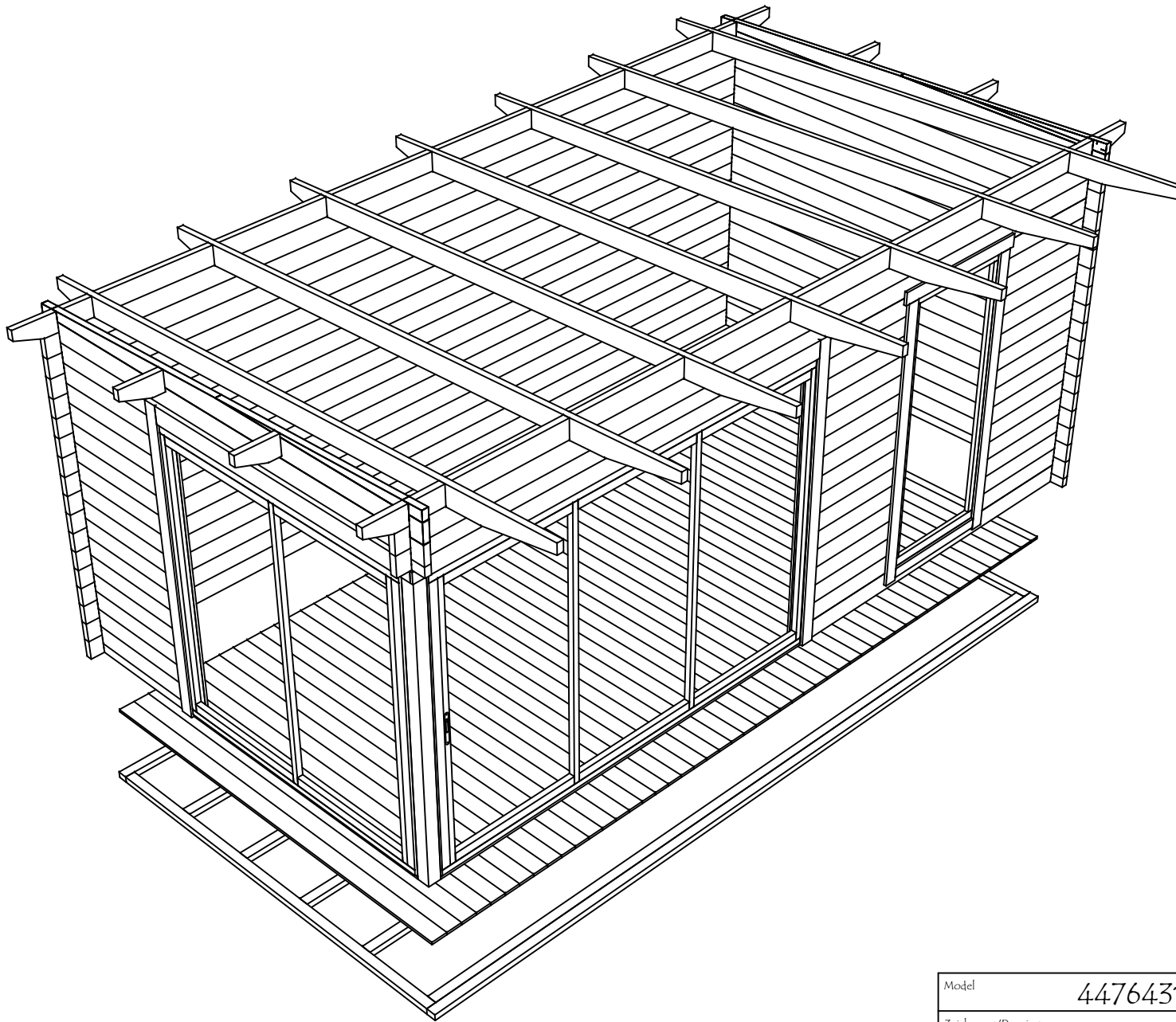
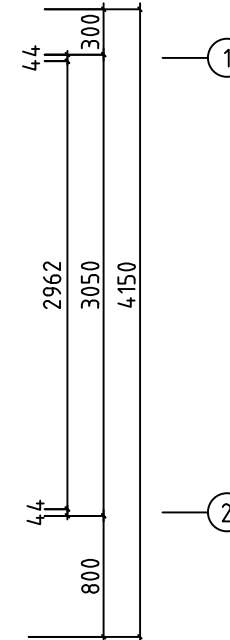
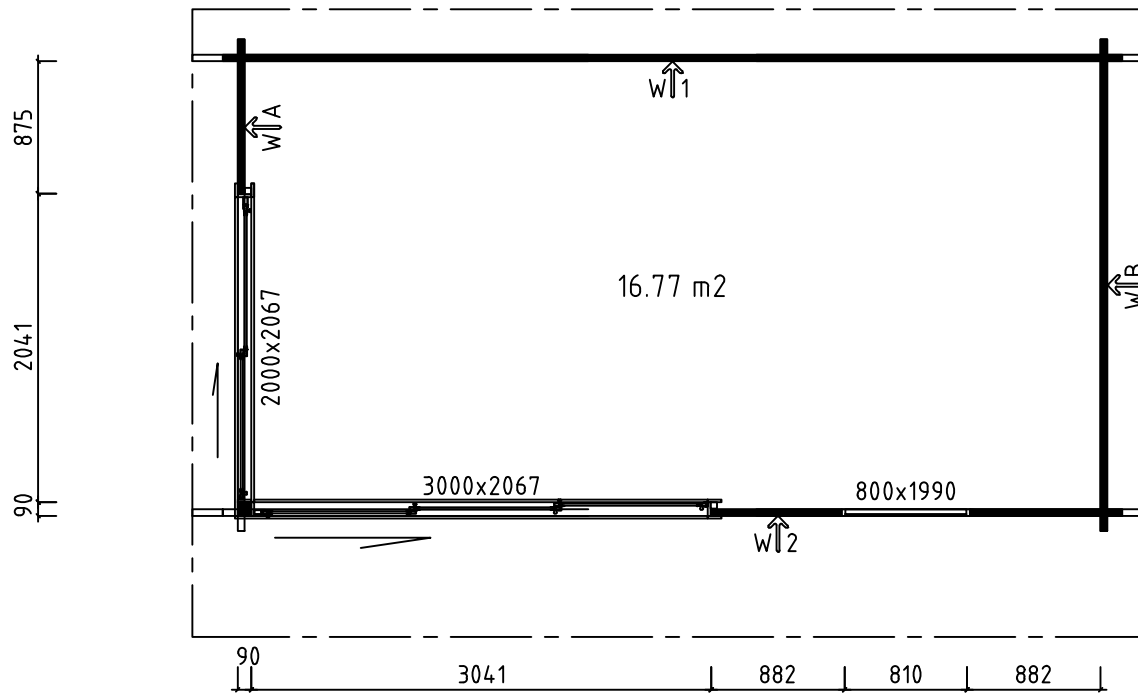
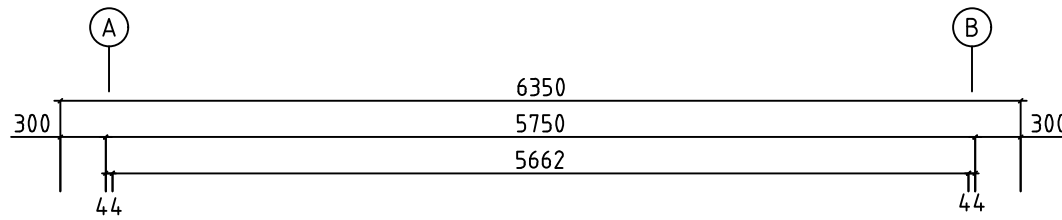


Model	4476431	Seite/Page	1
Zeichnung/Drawing	3D	Maßstab/Scale	
Profil/Profile	44x135	Datum/Date	12.07.2024
Zeichner/Drafter	SRM	File	4476431.dwg

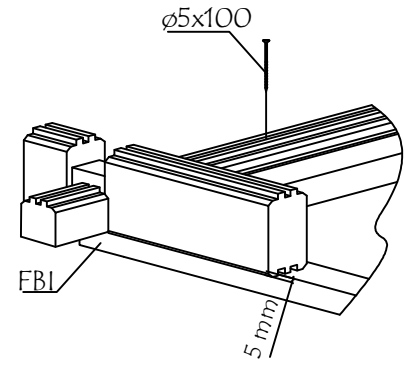
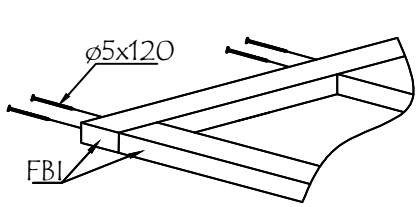
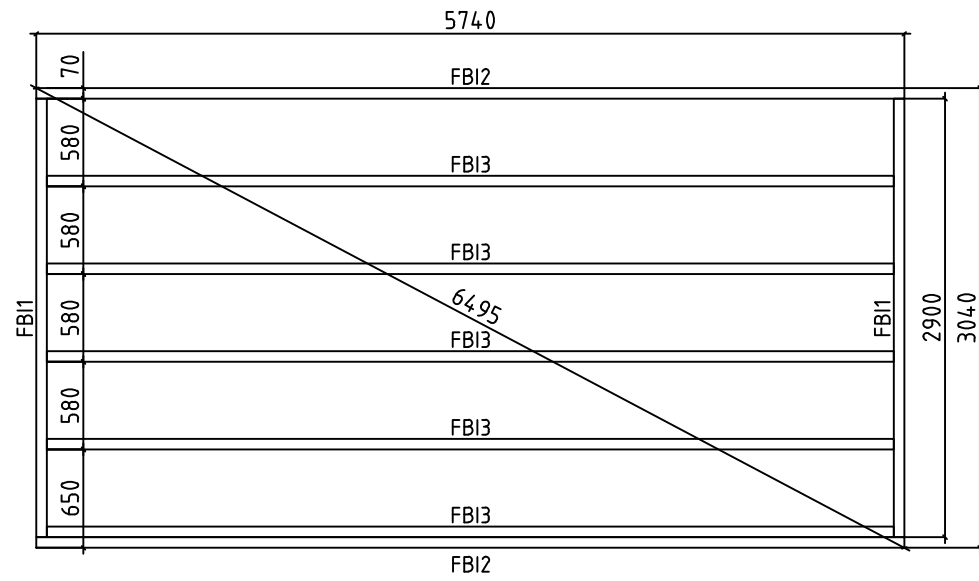


Model	4476431	Seite/Page	2
Zeichnung/Drawing	3D	Maßstab/Scale	
Profil/Profile	44x135	Datum/Date	12.07.2024
Zeichner/Drafter	SRM	File	4476431.dwg

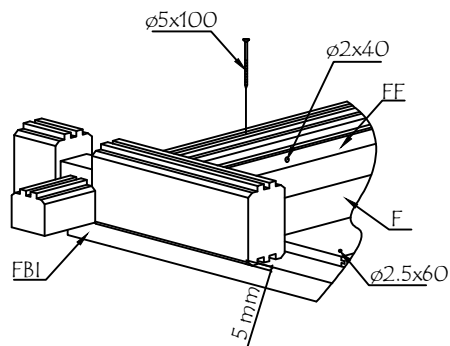
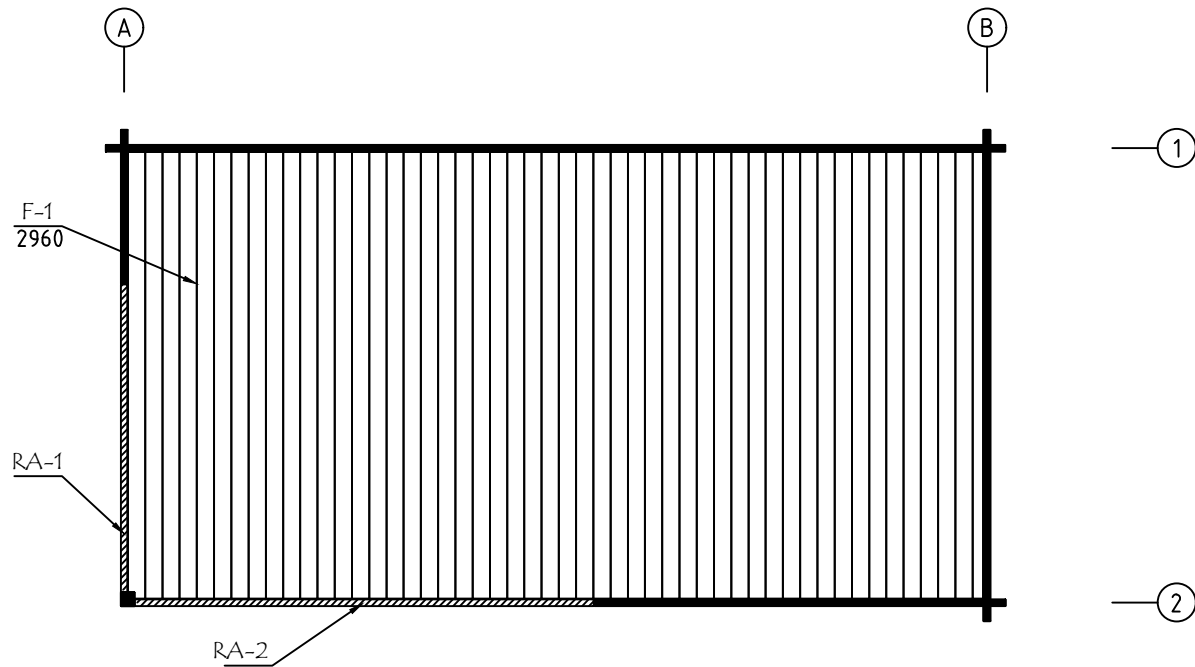
H = 1.700 m
 TOTAL: 16.77 m²



Model	4476431	Seite/Page	3
Zeichnung/Drawing	GRUNDPLAN - GRUNDPLAN	Maßstab/Scale	1:50
Profil/Profile	44x135	Datum/Date	12.07.2024
Zeichner/Drafter	SRM	File	4476431.dwg

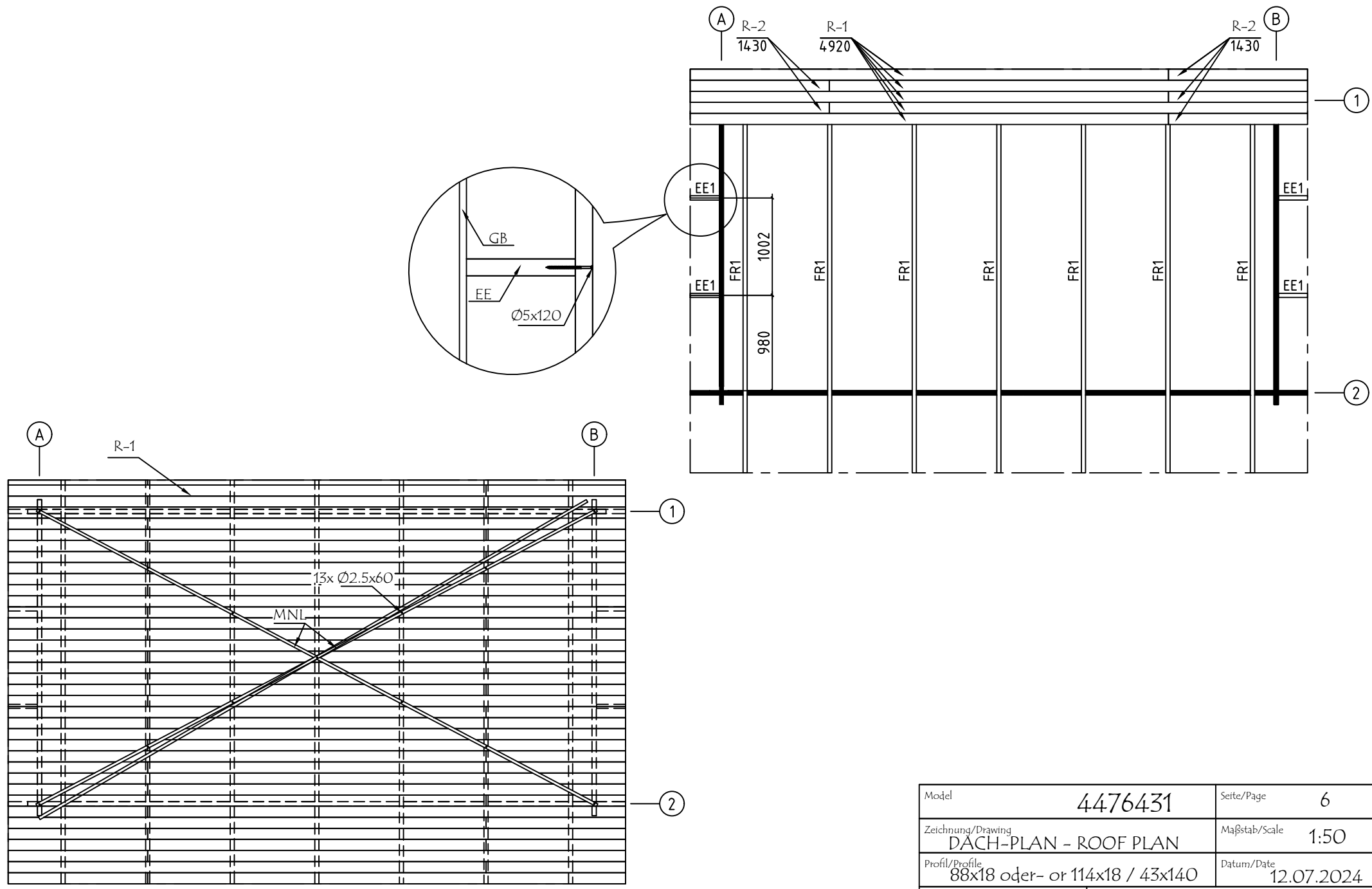


Model	4476431	Seite/Page	4
Zeichnung/Drawing	FUNDAMENTHOLZ (IMM) - FOUNDATION BEAM (IMM)	Maßstab/Scale	1:50
Profil/Profile	70x45	Datum/Date	12.07.2024
Zeichner/Drafter	SRM	File	4476431.dwg

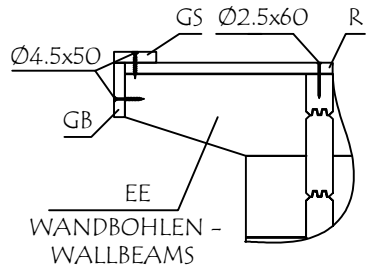


ALU op.1 Fussbodenbretter verlegen vor Montage von ALU-Türen
Lay floor boards before installing doors

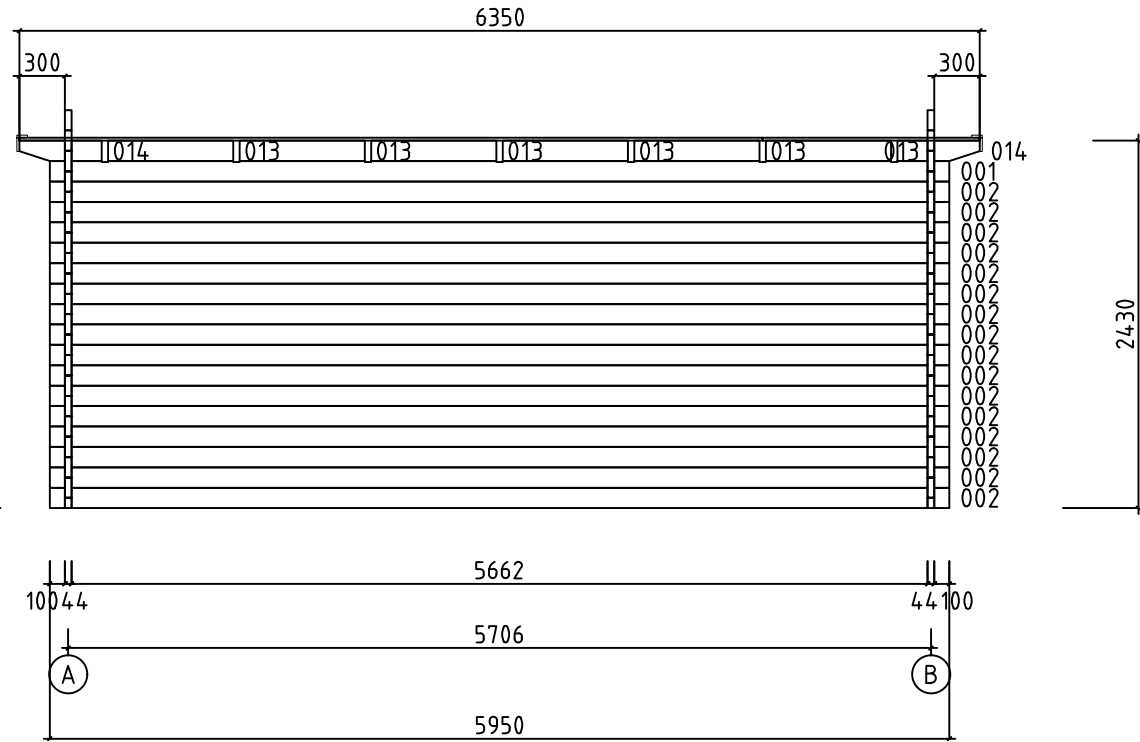
Model	4476431	Seite/Page	5
Zeichnung/Drawing	FUSSBODENBRETT-FLOOR BOARDS	Maßstab/Scale	1:50
Profil/Profile	114x18 oder-or 88x18	Datum/Date	12.07.2024
Zeichner/Drafter	SRM	File	4476431.dwg



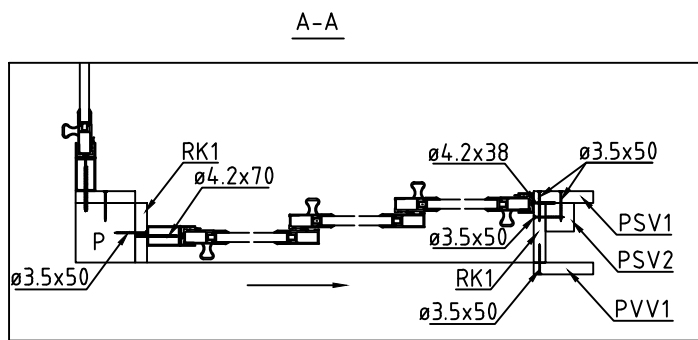
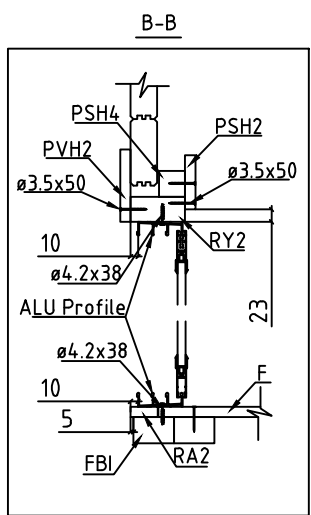
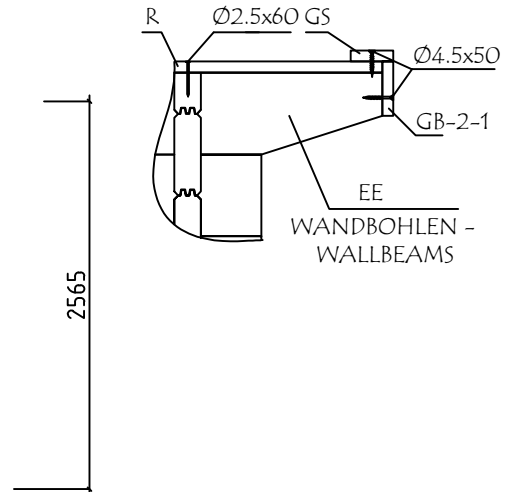
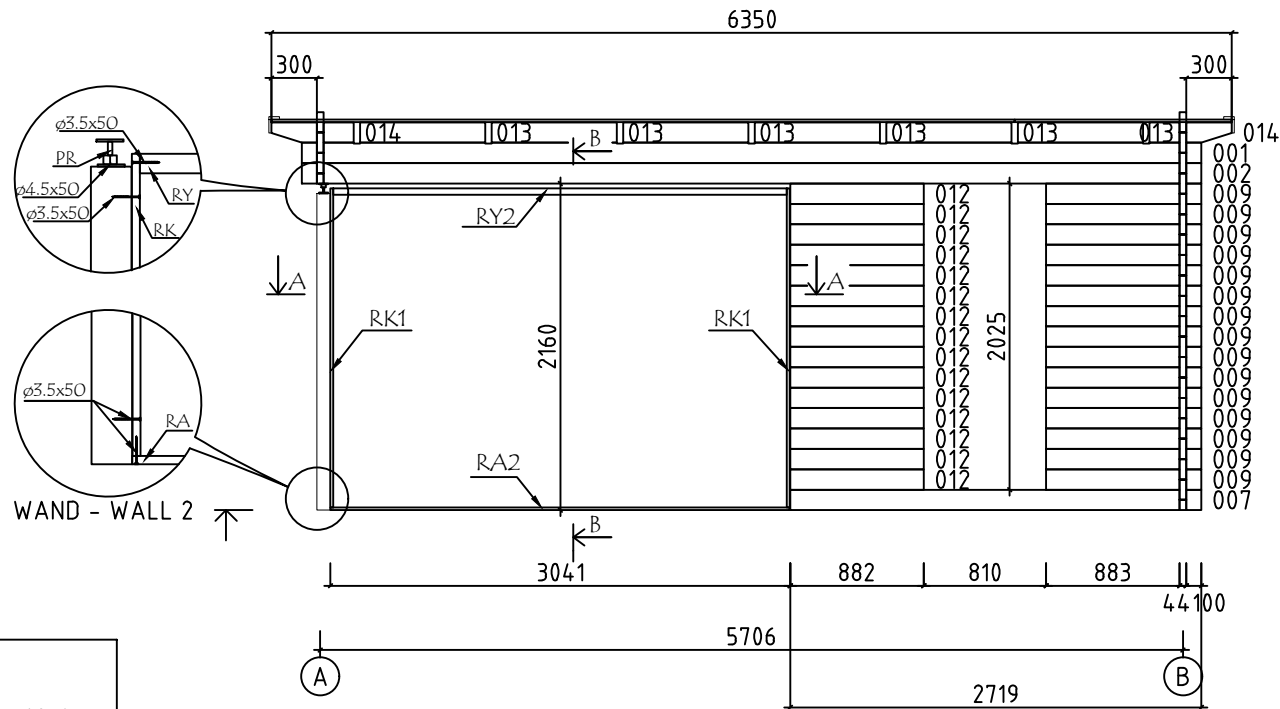
Model	4476431	Seite/Page	6
Zeichnung/Drawing	DACH-PLAN - ROOF PLAN	Maßstab/Scale	1:50
Profil/Profile	88x18 oder- or 114x18 / 43x140	Datum/Date	12.07.2024
Zeichner/Drafter	SRM	File	4476431.dwg



WAND - WALL 1 ↑




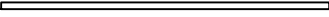








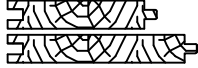





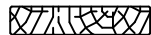
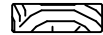
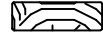






















Model	4476431	Seite/Page	9
Zeichnung/Drawing	WAND - WALL 1	Maßstab/Scale	1:50
Profil/Profile	44x135	Datum/Date	12.07.2024
Zeichner/Drafter	SRM	File	4476431.dwg

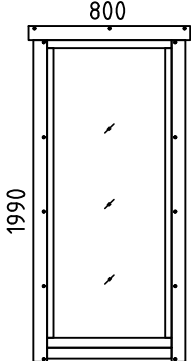
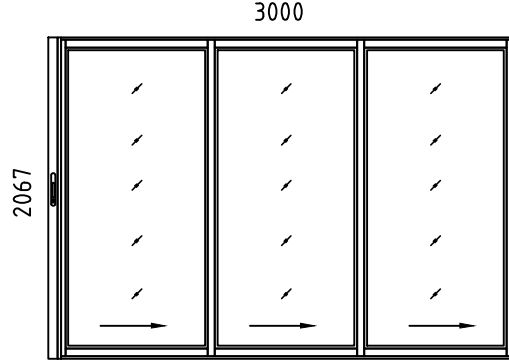
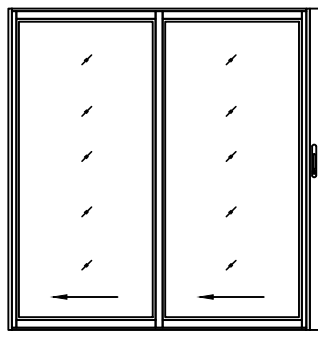


Model	4476431	Seite/Page	10
Zeichnung/Drawing	WAND - WALL 2	Maßstab/Scale	1:50
Profil/Profile	44x135	Datum/Date	12.07.2024
Zeichner/Drafter	SRM	File	4476431.dwg

Pos	Bestimmung-Specification 4476431	Stck Pcs.	Profil Profile (mm)	Länge Length (mm)	
1	ERZATZBOHLE - SPARE BEAM 100 5662 100	1	44x135	5950	
001	100 5662 100	2	44x135	5950	
002	100 5662 100	17	44x135	5950	
004	100 2962 100	18	44x135	3250	
005	100 2962 100	1	44x68	3250	
006	100 2962 100	1	44x135	3250	
007	2575 100	1	44x135	2719	
009	883 100	15	44x135	1027	
010	875 100	15	44x135	1019	
011	875 100	1	44x68	1019	
012		15	44x135	882	
013	OHNE FEDER - WITHOUT TONGUE	12	44x135	827	
014	OHNE FEDER - WITHOUT TONGUE 200 300	4	44x135	544	
WA-1 WB-1	209 008 3° 003 3250	1 1	44x209	3250	
SH	SCHLAGHOLZ - HAMMER BLOCK 44 MM	2	44x135	300	
FBI2	FUNDAMENTHOLZ (IMM) - FOUNDATION BEAM (IMM)	2	70x45	5740	
FBI3	FUNDAMENTHOLZ (IMM) - FOUNDATION BEAM (IMM)	5	70x45	5600	
FBI1	FUNDAMENTHOLZ (IMM) - FOUNDATION BEAM (IMM)	2	70x45	2900	
RA2	EXTRA FUNDAMENTHOLZ (IMM) - EXTRA FLOOR JOIST (IMM)	1	18x43	3036	
RA1	EXTRA FUNDAMENTHOLZ (IMM) - EXTRA FLOOR JOIST (IMM)	1	18x43	2036	
RK1	RAHMEN VERTIKAL - JAMBS	4	18x90	2110	
PSH2	INNEN HORIZONTALE TÜRBOARDS - HORIZONTAL ARCHITRAVE (INSIDE)	1	90x18	3100	
PSH1	INNEN HORIZONTALE TÜRBOARDS - HORIZONTAL ARCHITRAVE (INSIDE)	1	90x18	2118	
Model	4476431	Datum/Date	12.07.2024	Seite/Page	1/4

Pos	Bestimmung-Specification 4476431		Stck Pcs.	Profil Profile (mm)	Länge Length (mm)
PSH4	INNEN HORIZONTALE TÜRBOARDS - HORIZONTAL ARCHITRAVE (INSIDE) 		1	43x43	3100
PSH3	INNEN HORIZONTALE TÜRBOARDS - HORIZONTAL ARCHITRAVE (INSIDE) 		1	43x43	2100
PSV1	INNEN VERTIKAL TÜRBOARDS - VERTICAL ARCHITRAVE (INSIDE) 		2	90x18	2067
PSV2	INNEN VERTIKAL TÜRBOARDS - VERTICAL ARCHITRAVE (INSIDE) 		2	43x43	2110
PVH2	AUSSEN HORIZONTALE TÜRBOARDS - HORIZONTAL ARCHITRAVE (OUTSIDE) 		1	120x18	3126
PVH1	AUSSEN HORIZONTALE TÜRBOARDS - HORIZONTAL ARCHITRAVE (OUTSIDE) 		1	120x18	2108
PVV1	AUSSEN VERTIKAL TÜRBOARDS - VERTICAL ARCHITRAVE (OUTSIDE) 		2	90x18	2205
RY2	RAHMEN OBEN- HEAD 		1	43x90	3000
RY1	RAHMEN OBEN- HEAD 		1	43x90	2000
EE1	TRAUFELEMENTESTÜTZEN - EAVES ELEMENT SUPPORT 		4	43x140	300
P1	PFOSTEN - POST 		1	90x90	2095
FR1	DACHBALKEN - ROOF BEAM 		7	43x140	4157
R-1	DACHBRETTER - ROOF BOARDS 88mm or-oder 114mm		48+1 37+1	88x18 114x18	4920
R-2	DACHBRETTER - ROOF BOARDS 88mm or-oder 114mm		48 37	88x18 114x18	1430
F-1	FUSSBODENBRETTER-FLOOR BOARDS 88mm or-oder 114mm		65+1 50+1	88x18 114x18	2960
FF-1	FUSSBODENLEISTEN FLOOR STRIPS	 		18x35	19.0 lfm/rm
GB2-1	GIEBELLEISTE - GABLE MOULDING 		2	18x90	4158
EB2-1	TRAUFBRETTER - EAVES BOARD 		4	18x90	3193
GS-1	GIEBELDECKLEISTE - GABLE COVER STRIPS 		2	18x70	3193
GS-2	GIEBELDECKLEISTE - GABLE COVER STRIPS 		2	18x70	4130
SJ-1	GEWINDESTANGE M10 - TREADED ROD M10 		1		440
SJ-2	GEWINDESTANGE M10 - TREADED ROD M10 		2		2460
SJ-3	GEWINDESTANGE M10 - TREADED ROD M10 		1		2600
Model	4476431	Datum/Date	12.07.2024	Seite/Page	2/4

Pos	Bestimmung-Specification 4476431		Stck Pcs.	Profil Profile (mm)	Länge Length (mm)
HS	SCHRAUBEN FÜR RAHMEN VERTIKAL - SCREWS FOR FRAME STILES / RK		24	Ø3.5x50	
HS	SCHRAUBE FÜR DECKUNGSPROFIL - SCREW FOR COVERING MOULDING / PSV,PVV,PSH,PVH		60	Ø3.5x50	
HS	SCHRAUBEN FÜR GIBELLEISTE - SCREWS FOR GABLE MOULDING / GB		20	Ø4.5x50	
HS	SCHRAUBEN FÜR TRAUFBRETT - SCREWS FOR EAVES BOARD / EB		32	Ø4.5x50	
HS	SCHRAUBEN FÜR REGULIERUNGSSCHRAUBE - SCREWS FOR POST HEIGHT ADJUSTMENT / PR		8	Ø4.5x50	
HS	SCHRAUBEN FÜR GIBELDECKLEISTEN - SCREWS FOR GABLE COVER STRIPS / GS		32	Ø4.5x50	
HS	SCHRAUBEN FÜR 1. BOHLENREIHE - SCREWS FOR 1. WALL BEAM		4	Ø5.0x100	
HS	SCHRAUBEN FÜR FUNDAMENTHOLZ - SCREWS FOR FOUNDATION BEAM / FBI		28	Ø5.0x120	
HS	SCHRAUBEN FÜR BLENDENSTÜTZEN - SCREWS FOR PARAPET SUPPORT / EE		8	Ø5.0x120	
HS	SCHRAUBEN FÜR DACHBALKEN - SCREWS FOR ROOF BEAM / FR		14	Ø6x180	
HS	SCHRAUBEN FÜR Pos. - SCREWS FOR Pos. / 013,014		32	Ø6x180	
NF	NÄGEL FÜR STAHLBAND - NAILS FOR STEEL HANGER STRAP / MNL		13	Ø2.5x60	
NF	NÄGEL FÜR DACHBRETT - NAILS FOR ROOF BOARD / R		592	Ø2.5x60	
NF	NÄGEL FÜR FUSSBODENBRETT - NAILS FOR FLOOR BOARD / F		600	Ø2.5x60	
NF	NÄGEL FÜR FUSSBODENLEISTE - NAILS FOR FLOOR STRIPS / FF		30	Ø2x40	
PR	REGULIERUNGSSCHRAUBE FÜR PFOSTEN - POST HEIGHT ADJUSTMENT		1		
MNL-1	STAHLBAND - STEEL HANGER STRAP		2		6510
Model	4476431	Datum/Date	12.07.2024	Seite/Page	3/4

Pos	Bestimmung-Specification 4476431	Stck Pcs.	Profil Profile (mm)	Länge Length (mm)
ALU ISO FIX	FENSTER - WINDOW FESTSTEHEND/FIXED 	1	800x1990	
ALU ISO	TÜR - DOOR DIN RECHTS/RIGHT HANDED 	1	3000x2067	
ALU ISO	TÜR - DOOR DIN LINKS/LEFT HANDED 	1	2000x2067	
✘	BITTE SELBER ANPASSEN (FALLS NÖTIG)! - CUT INTO LENGTH ON SITE (IF NEEDED)!			
Model	4476431	Datum/Date	12.07.2024	Seite/Page 4/4