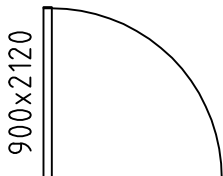
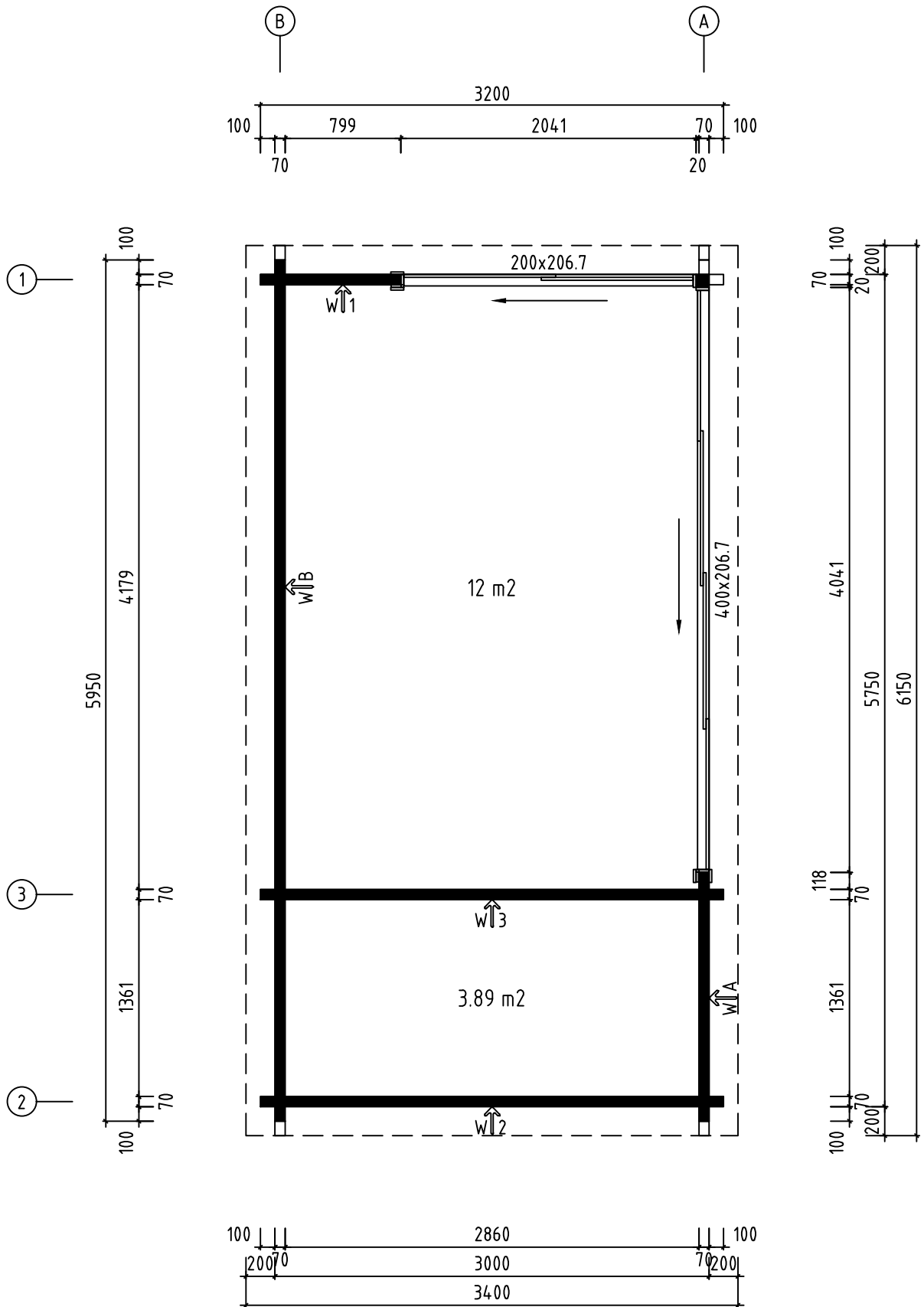
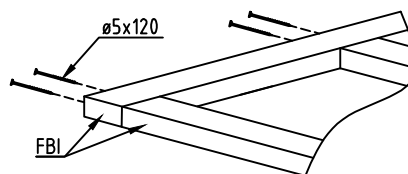
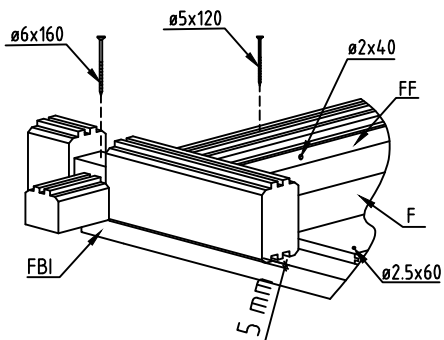
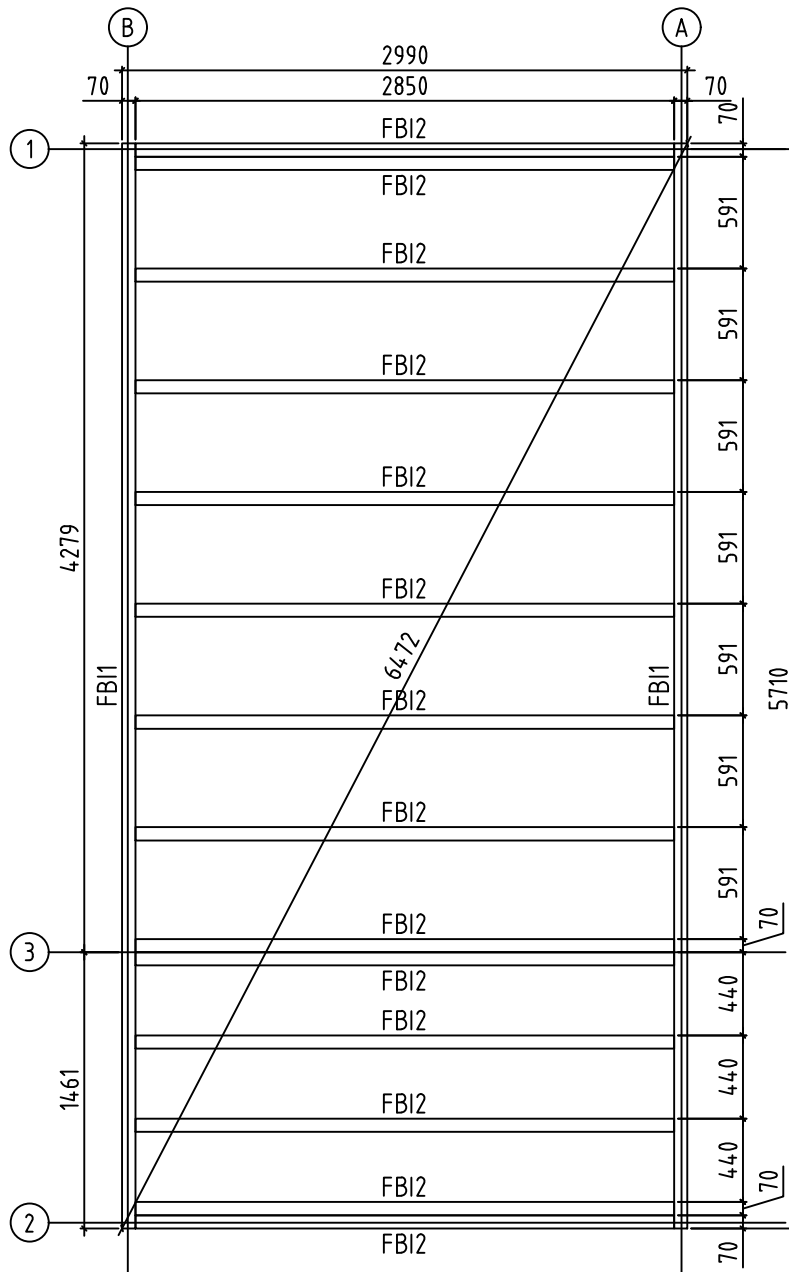


Name-Name-Nom	7024030	Page-Seite-Page	1
View-Aussicht-Vue	3D	Scale-Maßstab-Echelle	1:40
Material-Material-Matériel	70x135	Date-Datum-Date	18.06.2021
Drafter-Zeichner-Rédacteur	EJ	File	



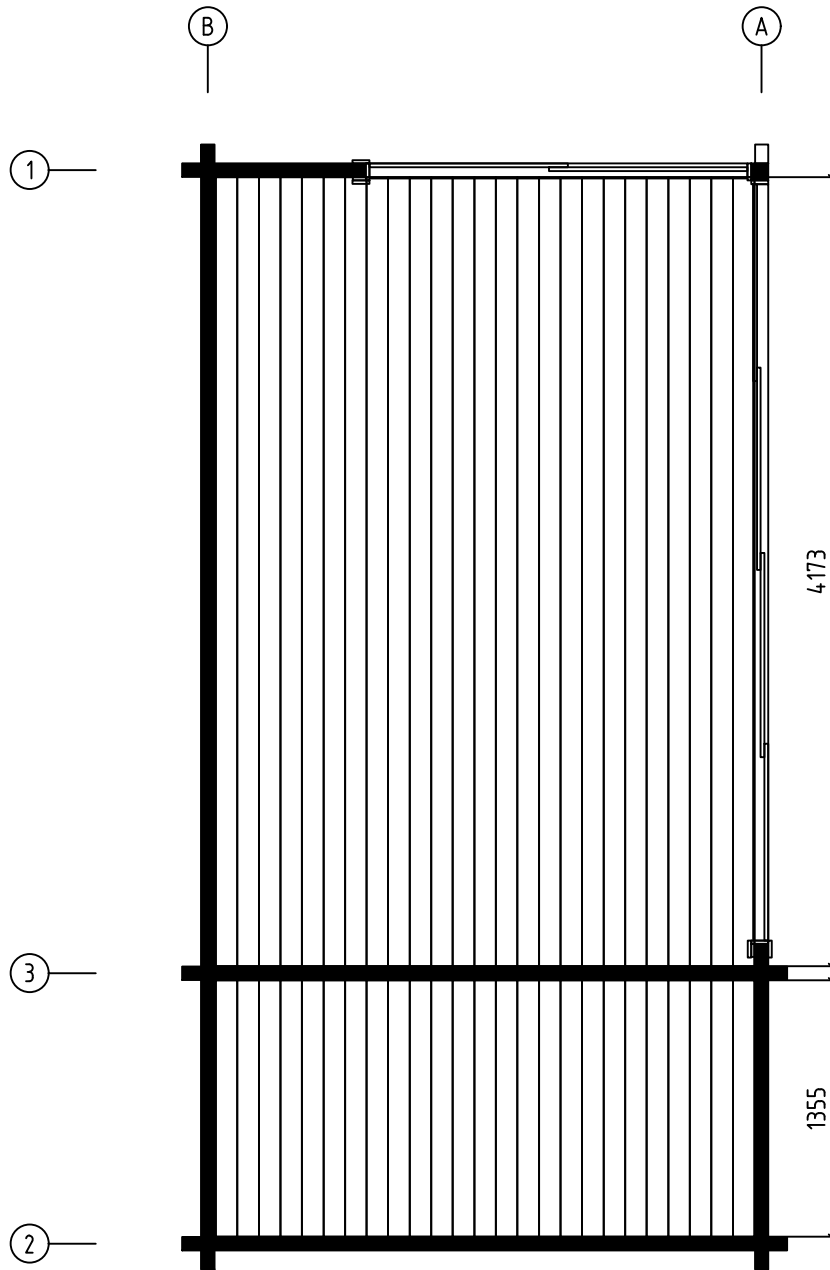
Name-Name-Nom 7024.030		Page-Seite-Page 2
View-Aussicht-Vue GROUNDPLAN - GRUNDPLAN - PLAN DE MASSE		Scale-Maßstab-Echelle 1:40
Material-Material-Matériau 70x135		Date-Datum-Date 18.06.2021
Drafter-Zeichner-Rédacteur EJ	File	



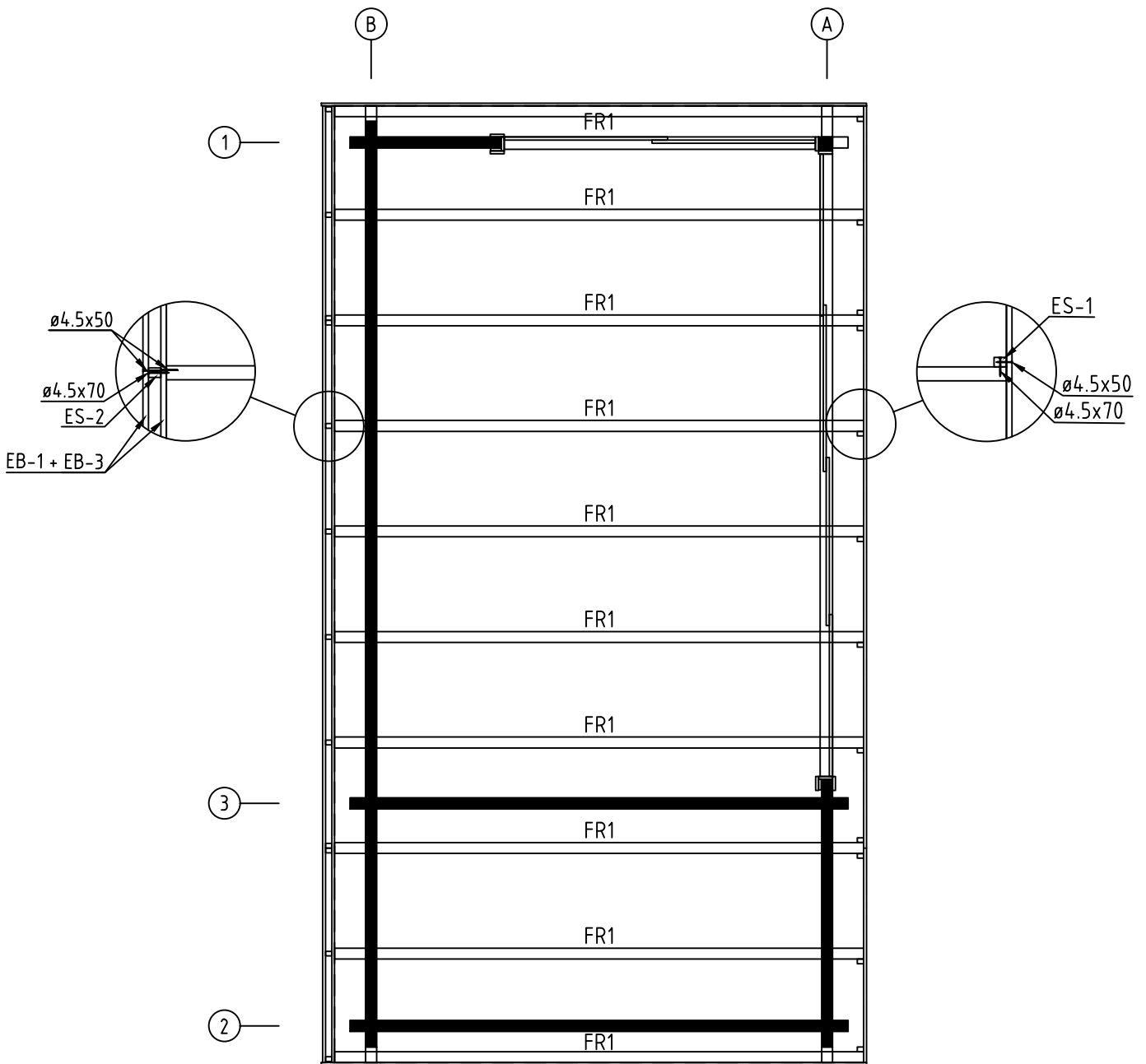
Name-Name-Nom	7024.030	Page-Seite-Page	3
View-Aussicht-Vue	FOUNDATION - FUNDAMENT - FONDATION	Scale-Maßstab-Echelle	1:4.0
Material-Material-Matériel	70x135	Date-Datum-Date	18.06.2021
Drafter-Zeichner-Rédacteur	EJ	File	

ALU op.1

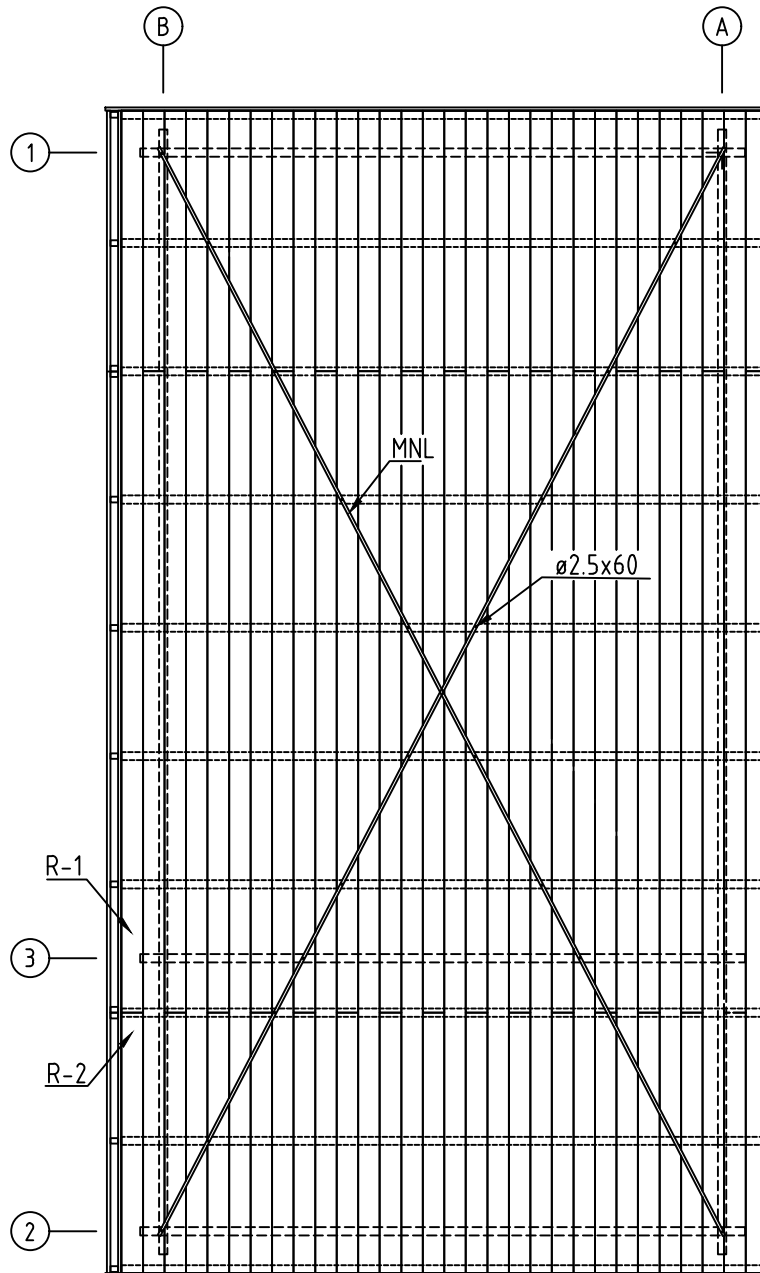
Lay floor boards before installing doors
Fussbodenbretter verlegen vor Montage von ALU- Türen



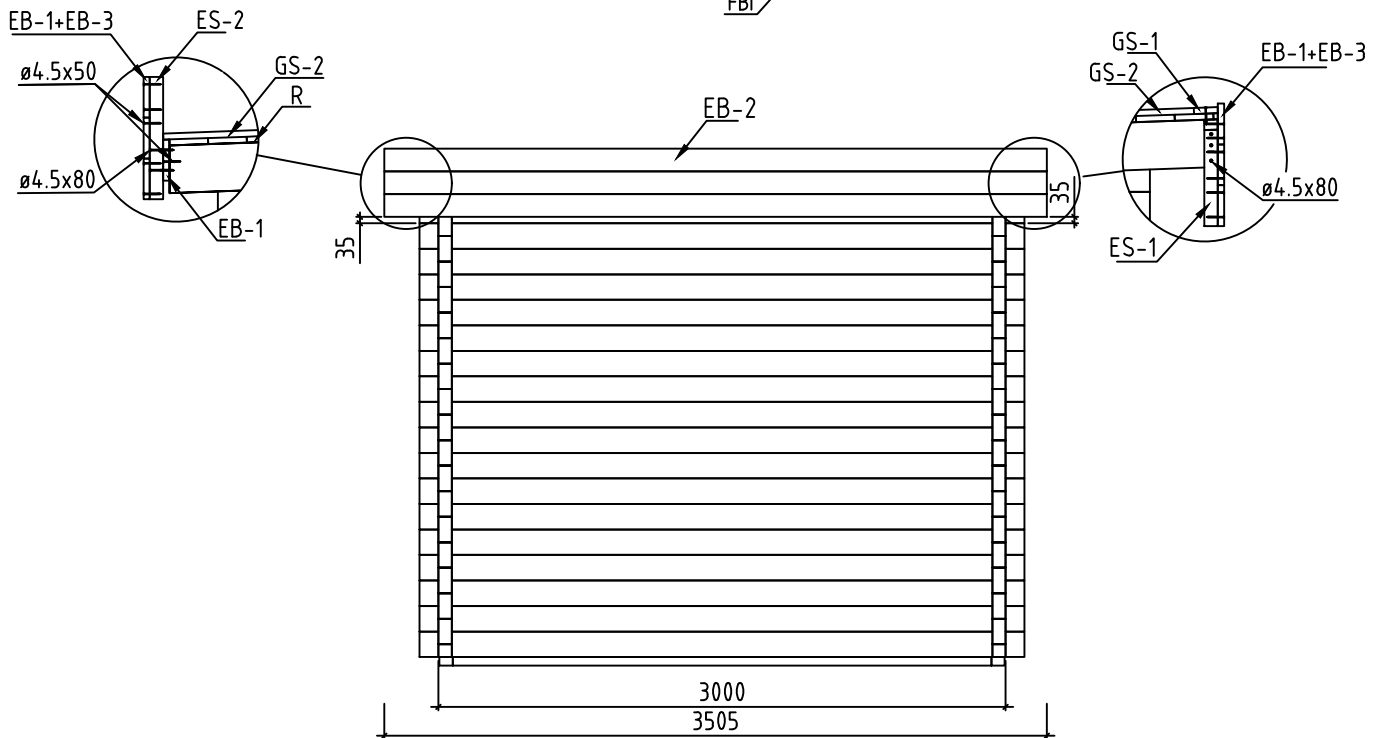
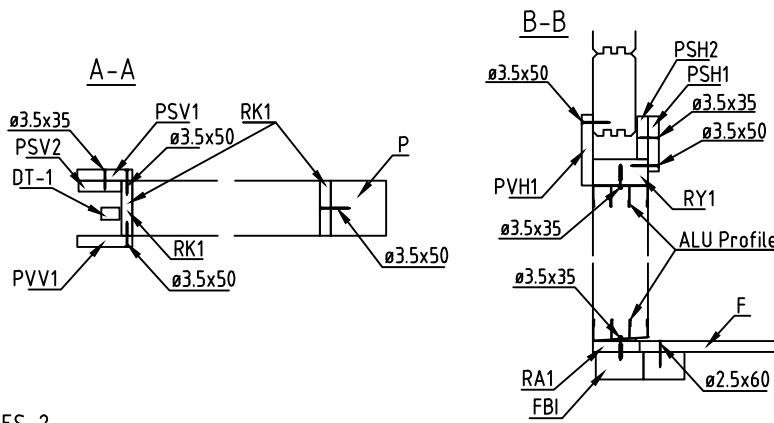
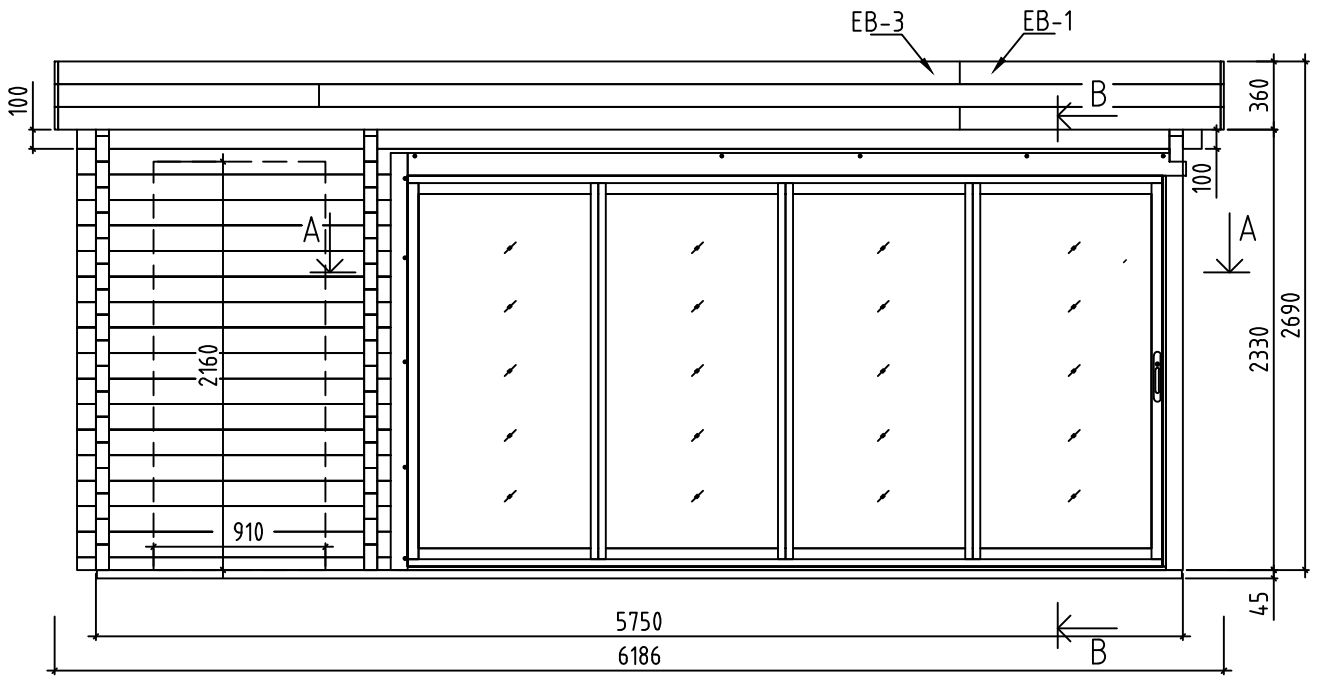
Name-Name-Nom	7024030	Page-Seite-Page	4
View-Aussicht-Vue	FLOOR BOARDS-FUSSBODENBRETTER-LAME DE PLANCHER	Scale-Maßstab-Echelle	
Material-Material-Matériel	70x135	Date-Datum-Date	18.06.2021
Drafter-Zeichner-Rédacteur	EJ	File	



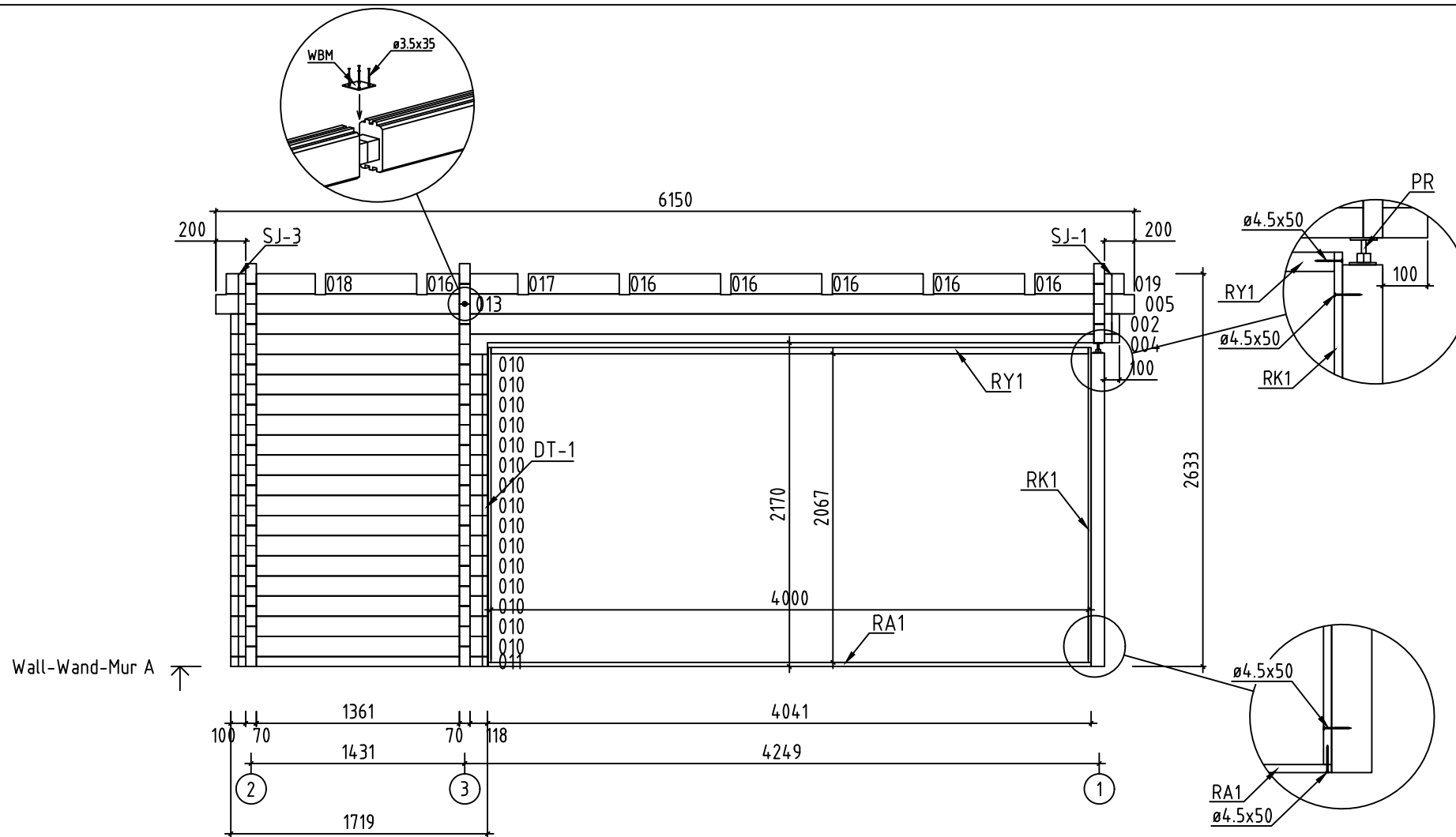
Name-Name-Nom	7024030	Page-Seite-Page	5
View-Aussicht-Vue	RAFTERS PLAN - DACHSPARREN - PLAN DE CHEVRON	Scale-Maßstab-Echelle	
Material-Material-Matériel	70x135	Date-Datum-Date	18.06.2021
Drafter-Zeichner-Rédacteur	EJ	File	



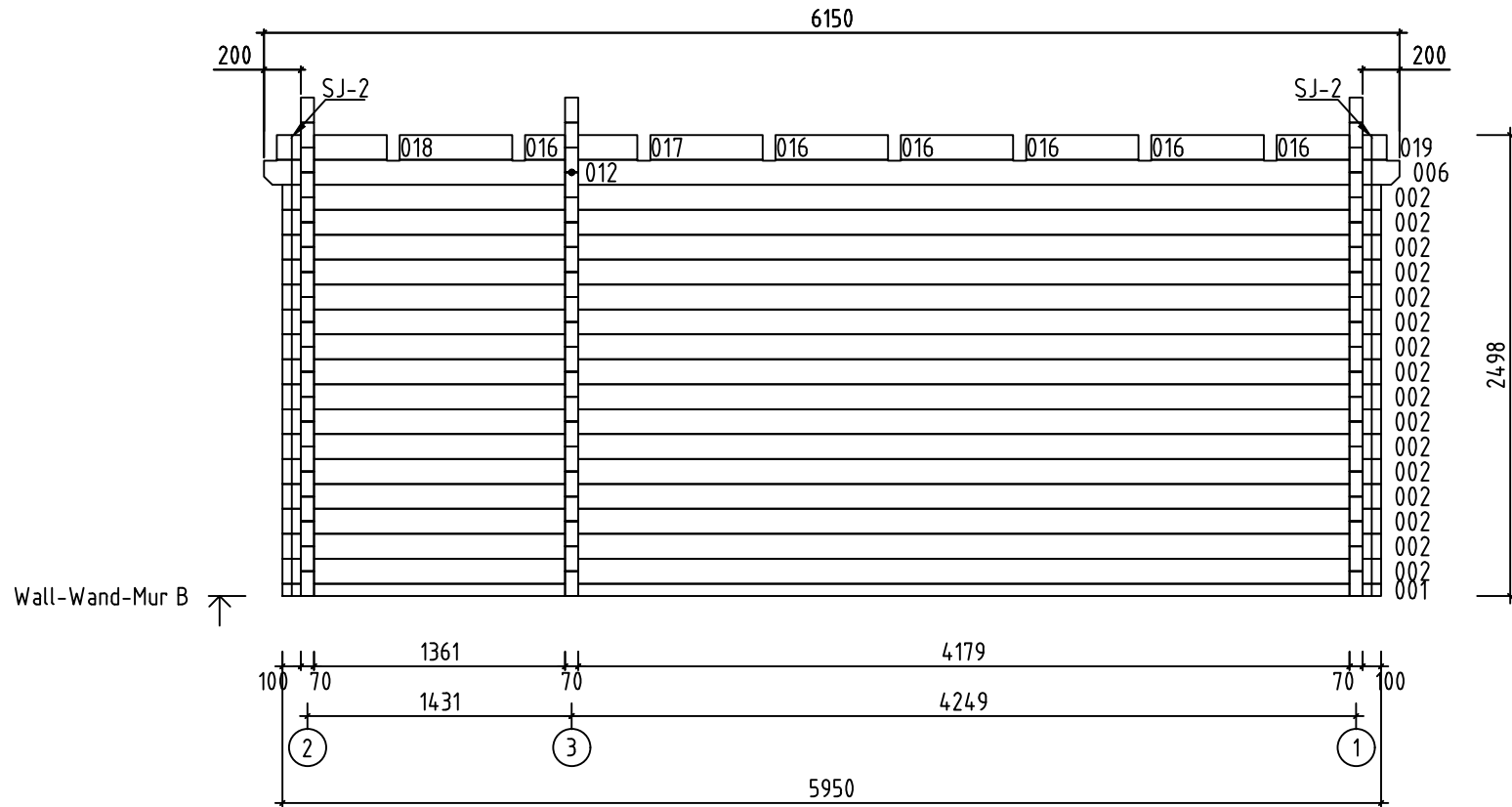
Name-Name-Nom	7024030	Page-Seite-Page	6
View-Aussicht-Vue	ROOF PLAN-DACH-PLAN-PLAN DU TOIT	Scale-Maßstab-Echelle	1:40
Material-Material-Matériel	70x135	Date-Datum-Date	18.06.2021
Drafter-Zeichner-Rédacteur	EJ	File	



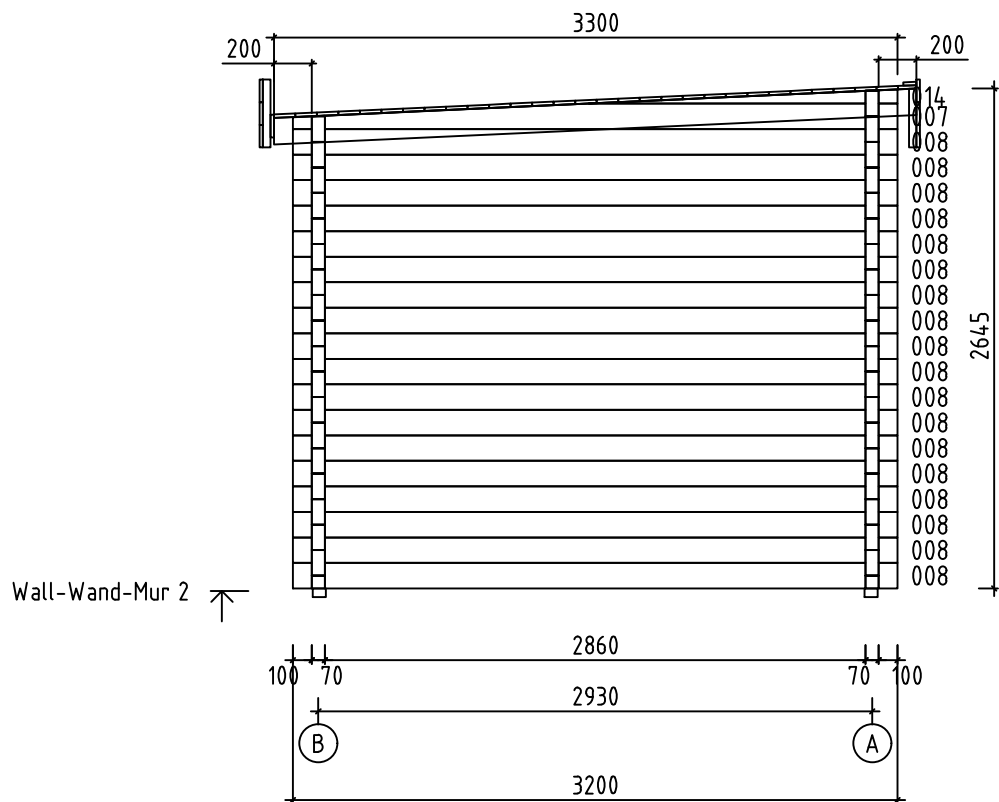
Name-Name-Nom 7024030		Page-Seite-Page 7
View-Aussicht-Vue VIEWS-ANSICHTEN-VUE DES MURS		Scale-Maßstab-Echelle 1:40
Material-Material-Matériel 70x135		Date-Datum-Date 18.06.2021
Drafter-Zeichner-Rédacteur EJ	File	



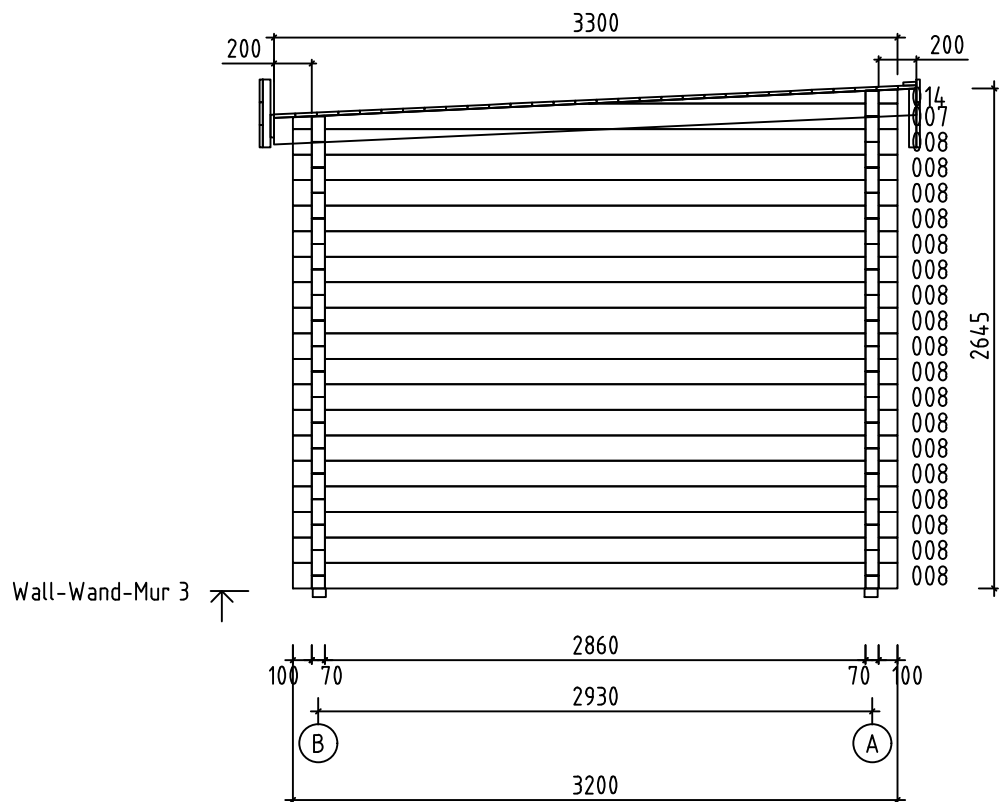
Name-Name-Nom 7024030		Page-Seite-Page 8
View-Aussicht-Vue Wall-Wand-Mur A		Scale-Maßstab-Echelle 1:40
Material-Material-Matériel 7.0x13.5		Date-Datum-Date 18.06.2021
Drafter-Zeichner-Rédacteur EJ	File	



Name-Name-Nom 7024030	Page-Seite-Page 9
View-Aussicht-Vue Wall-Wand-Mur B	Scale-Maßstab-Echelle 1:40
Material-Material-Matériel 7.0x13.5	Date-Datum-Date 18.06.2021
Drafter-Zeichner-Rédacteur EJ	File
















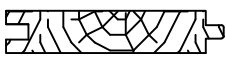
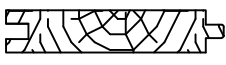

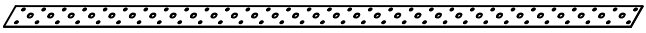
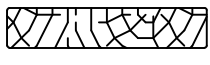
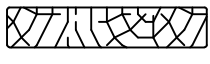
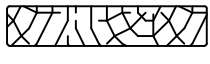





Name-Name-Nom	7024.030	Page-Seite-Page	11
View-Aussicht-Vue	Wall-Wand-Mur 2	Scale-Maßstab-Echelle	1:4.0
Material-Material-Matériel	7.0x13.5	Date-Datum-Date	18.06.2021
Drafter-Zeichner-Rédacteur	EJ	File	

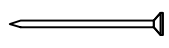


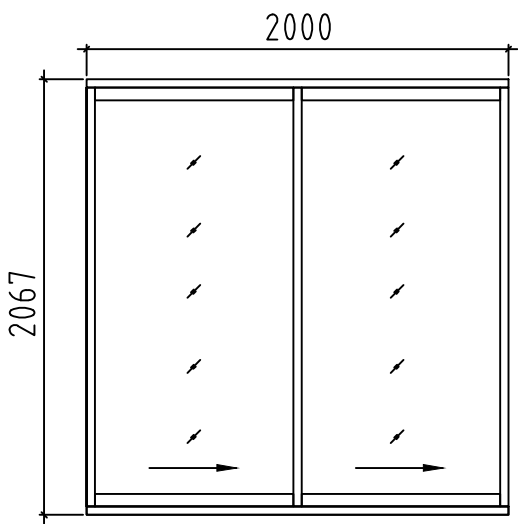
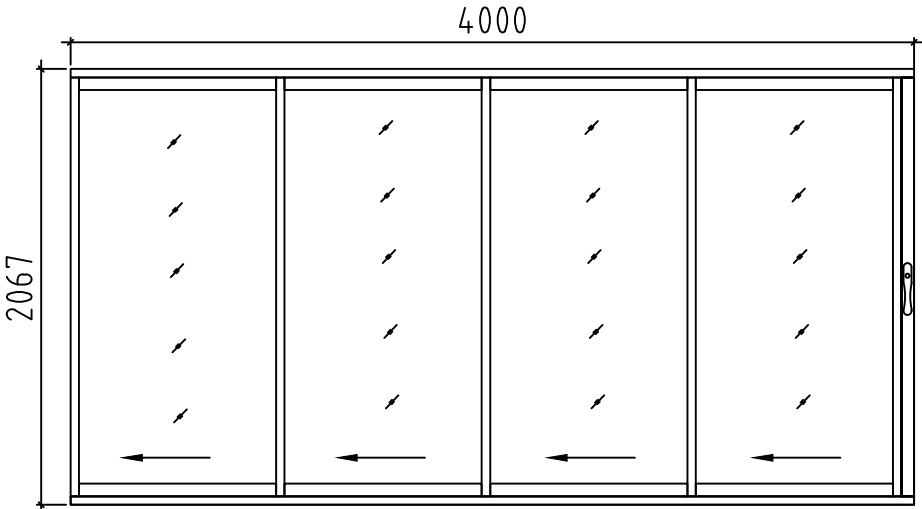
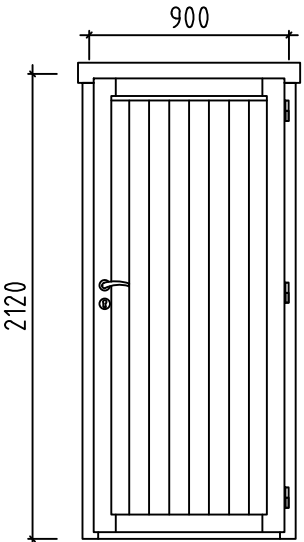


Name-Name-Nom	7024.030	Page-Seite-Page	12
View-Aussicht-Vue	Wall-Wand-Mur 3	Scale-Maßstab-Echelle	1:4.0
Material-Material-Matériel	7.0x13.5	Date-Datum-Date	18.06.2021
Drafter-Zeichner-Rédacteur	EJ	File	

Pos	7024030 Piece list - Stückliste - Liste des pieces	Q.	P (mm)	L (mm)
001		1	70x68	5950
002		17	70x135	5950
003	SPARE BEAM-ERZATZBOHLE-FAISCEAU DE RECHANGE	1	70x135	5950
004		1	70x135	5950
005		1	70x135	4484
006		1	70x135	4484
008		37	70x135	3200
009		1	70x135	3200
010		15	70x135	1719
011		1	70x68	1719
012		1	70x135	1666
013		1	70x135	1666
015		16	70x135	969
016		12	70x135	609
017		2	70x135	609
018		2	70x135	595
019		2	70x135	595
W1-1		1		
W2-1		1		
W3-1		1		
FBI1	FOUNDATION - FUNDAMENT - FONDATION (IMM)	2	70x45	5740
FBI2	FOUNDATION - FUNDAMENT - FONDATION (IMM)	14	70x45	2850
P1	POST - PFOSTEN - POTEAU	1	90x90	2105
FR1	RAFTER - DACHSPARREN - CHEVRON	10	70x140	3410
RA1	COVERING MOULDING - DECKUNGSPROFIL - PROFILS DE FINITION (IMM)	1	28x70	4036
Name-Name-Nom 7024030		Date-Datum-Date 18.06.2021	Page-Seite-Page 1/4	

Pos	7024030 Piece list - Stückliste - Liste des pieces		Q.	P (mm)	L (mm)
RA2	COVERING MOULDING - DECKUNGSPROFIL - PROFILS DE FINITION (IMM) 		1	28x70	2036
RY1	COVERING MOULDING - DECKUNGSPROFIL - PROFILS DE FINITION 		1	43x90	4000
RY2	COVERING MOULDING - DECKUNGSPROFIL - PROFILS DE FINITION 		1	43x90	2000
RK1	COVERING MOULDING - DECKUNGSPROFIL - PROFILS DE FINITION 		4	18x90	2110
PVH1	FASCIA BOARDS - ZIERLEISTEN - BAGUETTE DE BORDURE 		1	120x18	4108
PVH2	FASCIA BOARDS - ZIERLEISTEN - BAGUETTE DE BORDURE 		1	120x18	2126
PVV1	FASCIA BOARDS - ZIERLEISTEN - BAGUETTE DE BORDURE 		2	90x18	2215
PSH1	FASCIA BOARDS - ZIERLEISTEN - BAGUETTE DE BORDURE 		1	90x18	4138
PSH3	FASCIA BOARDS - ZIERLEISTEN - BAGUETTE DE BORDURE 		1	90x18	2100
PSH2	FASCIA BOARDS - ZIERLEISTEN - BAGUETTE DE BORDURE 		1	70x18	4138
PSH4	FASCIA BOARDS - ZIERLEISTEN - BAGUETTE DE BORDURE 		1	70x18	2100
PSV1	FASCIA BOARDS - ZIERLEISTEN - BAGUETTE DE BORDURE 		2	90x18	2090
PSV2	FASCIA BOARDS - ZIERLEISTEN - BAGUETTE DE BORDURE 		2	70x18	2110
F-1	FLOOR BOARDS-FUSSBODENBRETTER-LAME DE PLANCHER		25+1	114x28	4173
F-2	FLOOR BOARDS-FUSSBODENBRETTER-LAME DE PLANCHER		25+1	114x28	1355
R-1	ROOF BOARDS - DACHBRETTER - VOLIGES	 or-oder-ou	39+1 30+1	88x18 114x18	4772
R-2	ROOF BOARDS - DACHBRETTER - VOLIGES	 or-oder-ou	39+1 30+1	88x18 114x18	1379
FF-1	FLOOR FILLET-FUSSBODENLEISTE - CORNIERE DE FINITION DU PLANCHER			18x35	24 m.
MNL-1	STEEL HANGER STRAP - STAHLBAND - BRACELET EN ACIER		2		6500
EB-1	EAVES BOARD - TRAUFBRETT - BANDEAU DE TOIT		7	18x120	1380
EB-2	EAVES BOARD - TRAUFBRETT - BANDEAU DE TOIT		6	18x120	3505
EB-3	EAVES BOARD - TRAUFBRETT - BANDEAU DE TOIT		7	18x120	4770
ES-1	ROOF EDGE REINFORCEMENT - DACHRANDVERSTÄRKUNG - CORNIERE DE RENFORT DE BORD DE TOIT		12	30x40	310
ES-2	ROOF EDGE REINFORCEMENT - DACHRANDVERSTÄRKUNG - CORNIERE DE RENFORT DE BORD DE TOIT		12	30x40	360
DT-1	FIXING FILLET FOR DOOR - FIXIRUNGSLEISTE FÜR TÜR - PROFIL DE FIXATION DES PORTES		1	18x25	2025
Name-Name-Nom 7024030		Date-Datum-Date 18.06.2021	Page-Seite-Page 2/4		

Pos	7024030 Piece list - Stückliste - Liste des pieces		Q.	P (mm)	L (mm)
DT-2	FIXING FILLET FOR DOOR - FIXIRUNGSLEISTE FÜR TÜR - PROFIL DE FIXATION DES PORTES		1	18x25	2090
DT-3	FIXING FILLET FOR DOOR - FIXIRUNGSLEISTE FÜR TÜR - PROFIL DE FIXATION DES PORTES		2	18x25	2120
SJ-1	TREADED ROD M10 - GEWINDESTANGE M10 - TIGE FILETÉE M10		1		500
SJ-2	TREADED ROD M10 - GEWINDESTANGE M10 TIGE FILETÉE M10		2		2530
SJ-3	TREADED ROD M10 - GEWINDESTANGE M10 TIGE FILETÉE M10		1		2665
GS-1	ROOFING FELT FILLET - DACHPAPPENLEISTE - BAGUETTE DE FIXATION DU FEUTRE BITUMEUX		2	18x70	3075
GS-2	ROOFING FELT FILLET - DACHPAPPENLEISTE - BAGUETTE DE FIXATION DU FEUTRE BITUMEUX		2	18x70	3350
HB	HAMMER BLOCK - SCHLAGHOLZ - CALLE DE FRAPPE		2		
HS	SCREW FOR COVERING MOULDING - SCHRAUBEN FÜR DECKUNGSPROFIL - VIS DE FIXATION POUR PROFILS DE FINITION		32	ø3.5x35	
HS1	SCREW FOR WALLBEAMS CONNECTING METAL - SCHRAUBE FÜR WANDBOHLLEN BEFESTIGUNG METALLE - VIS POUR PATTE D'ASSEMBLAGE		8	ø3.5x35	
HS	SCREW FOR DOOR JAMB - SCHRAUBE FÜR TÜRRAHMEN - VIS DE FIXATION POUR MONTANT DE PORTE		34	ø4.5x50	
HS	SCREW FOR COVERING MOULDING - SCHRAUBEN FÜR DECKUNGSPROFIL - VIS DE FIXATION POUR PROFILS DE FINITION		64	ø4.5x50	
HS	SCREW FOR EAVES BOARDS (EB) - SCHRAUBEN FÜR TRAUFBRETTEN (EB) - VIS DE FIXATION POUR BANDEAU DE TOIT (EB)		210	ø4.5x50	
HS	SCREW FOR POST HEIGHT ADJUSTMENT (PR) - SCHRAUBEN FÜR REGULIERUNGSSCHRAUBE FÜR PFOSTEN (PR) - VIS DE FIXATION DE SUPPORT RÉGLABLE DE POTEAU (PR)		8	ø4.5x50	
HS	SCREW FOR ROOFING FELT FILLET (GS) - SCHRAUBEN FÜR DACHPAPPENLEISTE (GS) - VIS POUR BAGUETTE FIXATION FEUTRE BITUMEUX (GS)		30	ø4.5x50	
HS	SCREW FOR POST (P) - SCHRAUBEN FÜR PFOSTEN (P) - VIS DE FIXATION DES POTEAUX (P)		2	ø4.5x70	
HS	SCREW FOR ROOF EDGE REINFORCEMENT - SCHRAUBEN FÜR DACHRANDVERSTÄRKUNG - VIS POUR RENFORT DE BORD DE TOIT		72	ø4.5x80	
HS	SCREW FOR 1. WALL BEAM - SCHRAUBE FÜR 1. BOHLENREIHE - VIS DE FIXATION DES FONDATIONS		5	ø5x120	
HS	SCREW FOR FUNDAMENT (FBI) - SCHRAUBEN ZUR BEFESTIGUNG FUNDAMENT (FBI) - VIS POUR FONDATION (FBI)		58	ø5x120	
HS	SCREW FOR GABLE - SCHRAUBEN FÜR GIEBEL - VIS POUR FIXATION DES PIGNONS		9	ø5x120	
HS	SCREW FOR 1. WALL BEAM - SCHRAUBE FÜR 1. BOHLENREIHE - VIS DE FIXATION DES FONDATIONS		5	ø6x160	
HS	SCREW FOR RAFTER (FR) - SCHRAUBEN ZUR BEFESTIGUNG DACHSPARREN (FR) - VIS POUR CHEVRON (FR)		20	ø6x180	
HS	SCREW FOR FIXING ALU PROFILE - SCHRAUBEN FÜR BEFESTIGUNG ALU PROFIL - VIS DE FIXATION ALU PROFIL		16	ø3.5x35	
NF	ZN NAIL FOR ROOF - ZN NÄGEL FÜR DACHBRETTEN - POINTE POUR TOIT		460	ø2.5x60	
NF	ZN NAIL FOR FLOOR - ZN NÄGEL FÜR FUSSBODENBRETTEN - CLOUS POUR PLANCHER		430	ø2.5x60	

Pos	7024030 Piece list - Stückliste - Liste des pieces	Q.	P (mm)	L (mm)
NF	ZN NAIL FOR FLOOR FILLETS - ZN NÄGEL FÜR FUSSBODENLEISTEN - POINTE POUR PANNEAUX DE PLANCHER		46	ø2x40
WB50	WALLBEAMS CONNECTING METAL - WANDBOHLN BEFESTIGUNG METALLE - PATTE D'ASSEMBLAGE		2	50x50
PR	POST HEIGHT ADJUSTMENT - REGULIERUNGSSCHRAUBE FÜR PFOSTEN - SUPPORT RÉGLABLE DE POTEAU		1	
	DOOR-TÜR-PORTE, ALU	R	1	2000x2067
				
	DOOR-TÜR-PORTE, ALU	L	1	4000x2067
				
	DOOR-TÜR-PORTE, AST PRE	R	1	900x2120
				
Name-Name-Nom	7024030	Date-Datum-Date	18.06.2021	Page-Seite-Page 4/4