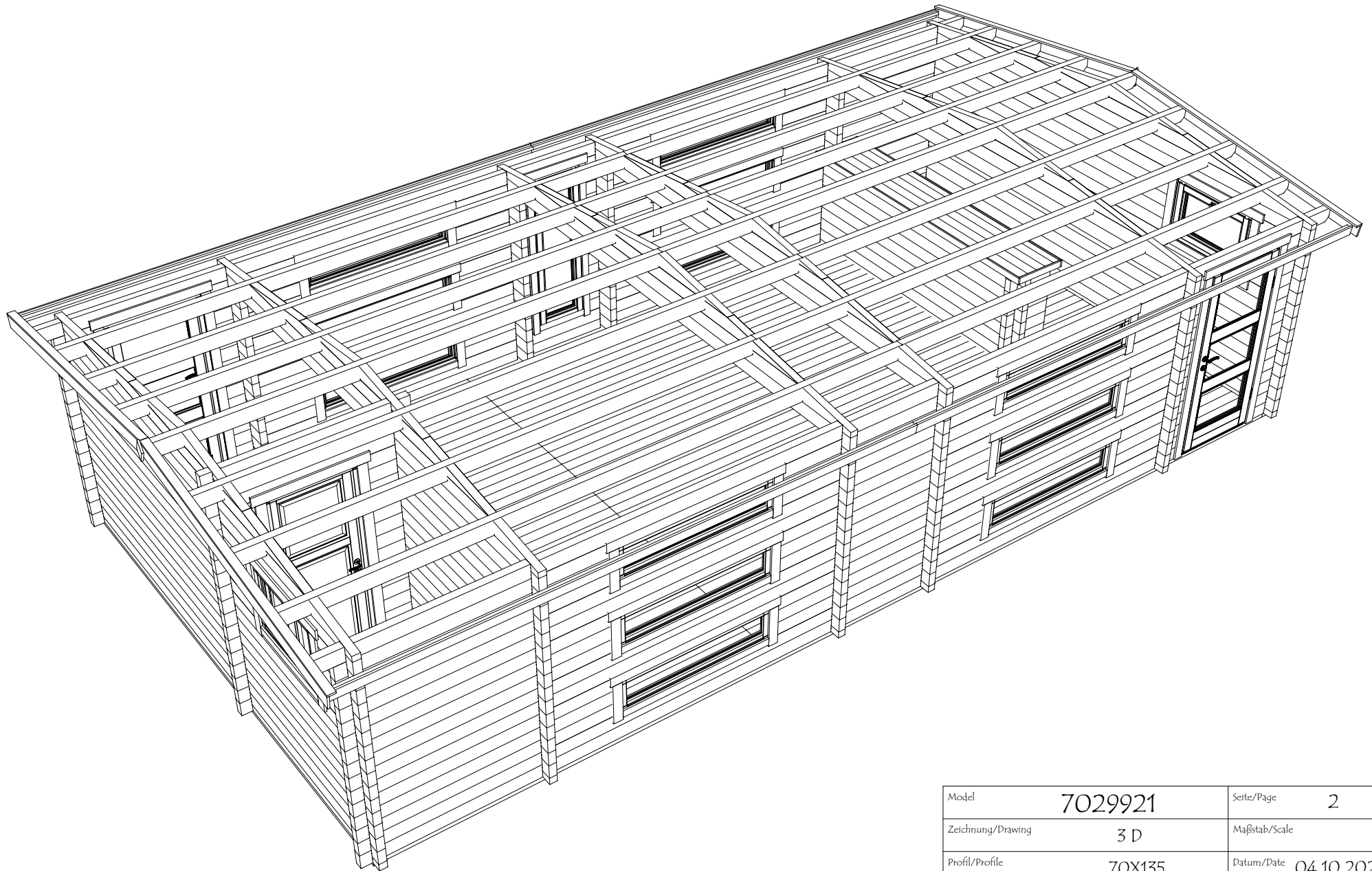
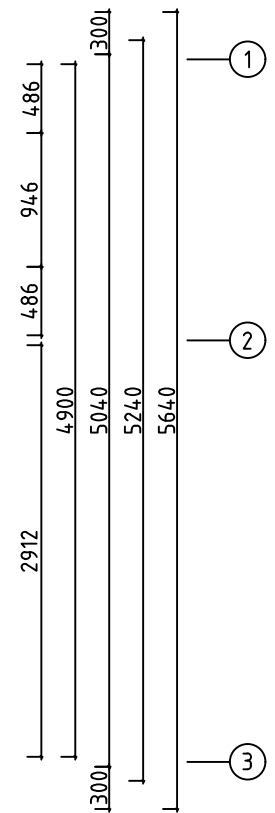
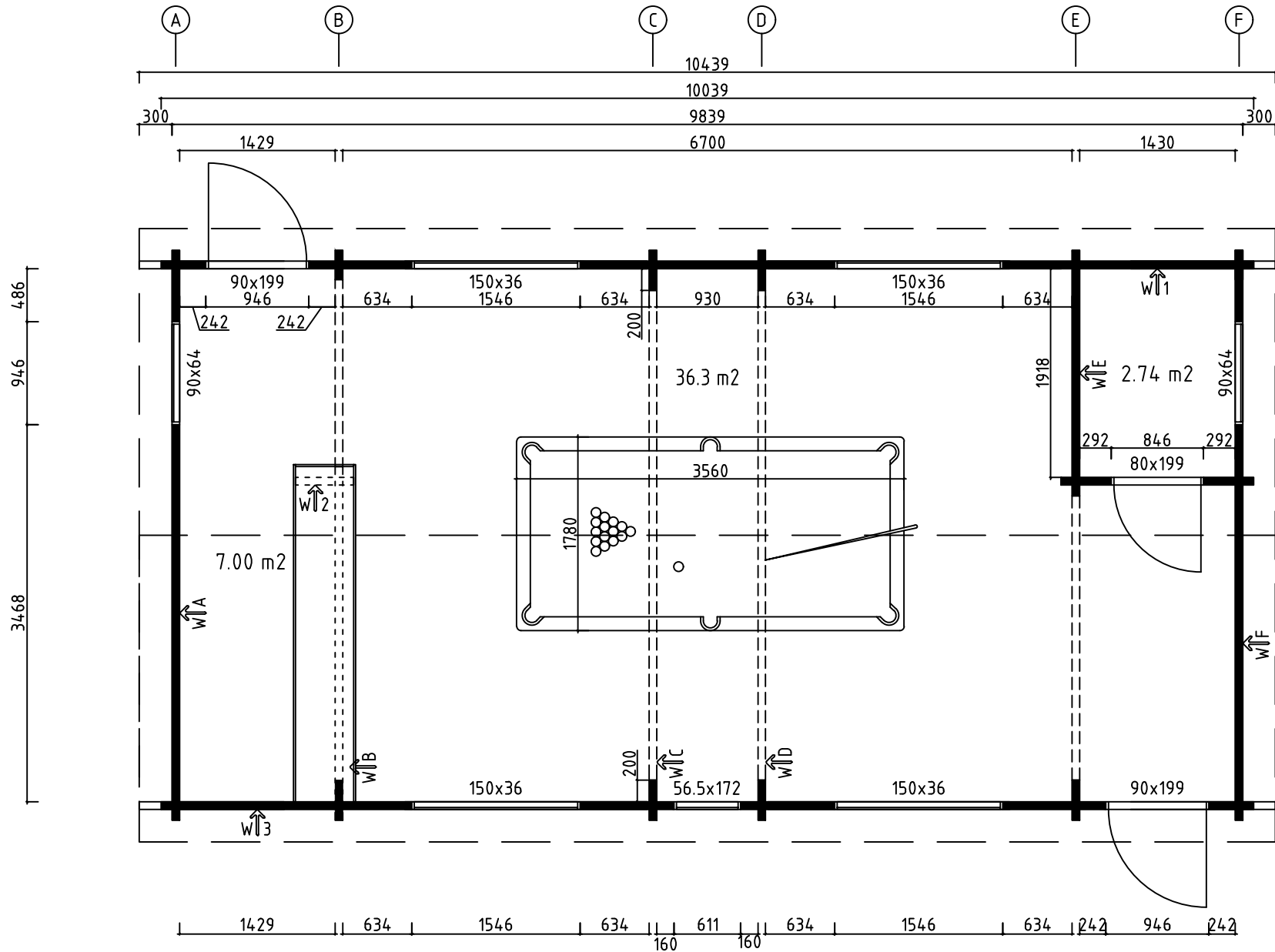


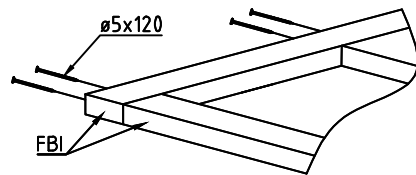
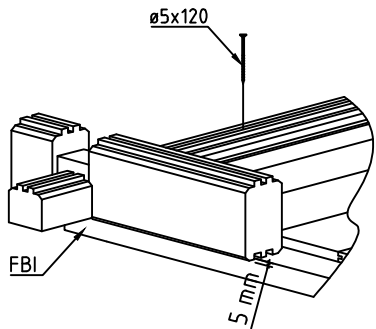
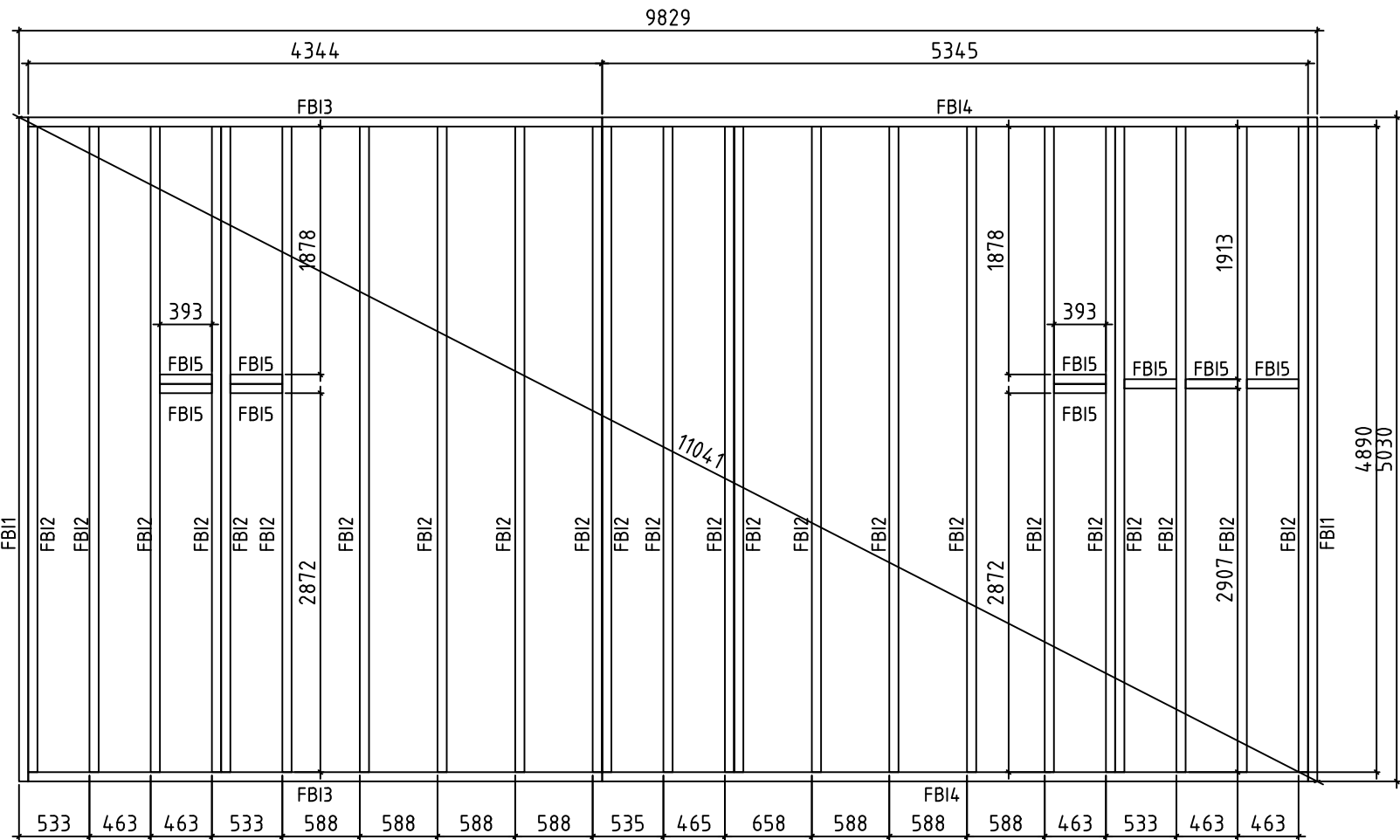
Model	7029921	Seite/Page	1
Zeichnung/Drawing	3 D	Maßstab/Scale	
Profil/Profile	70X135	Datum/Date	04.10.2021
Zeichner/Drafter	SRM	File	7029921.dwg



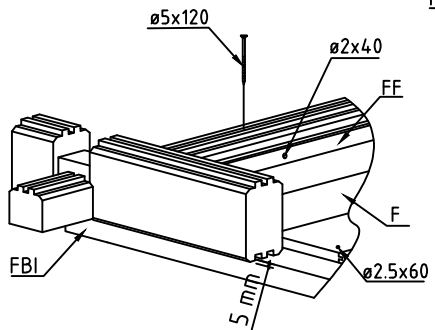
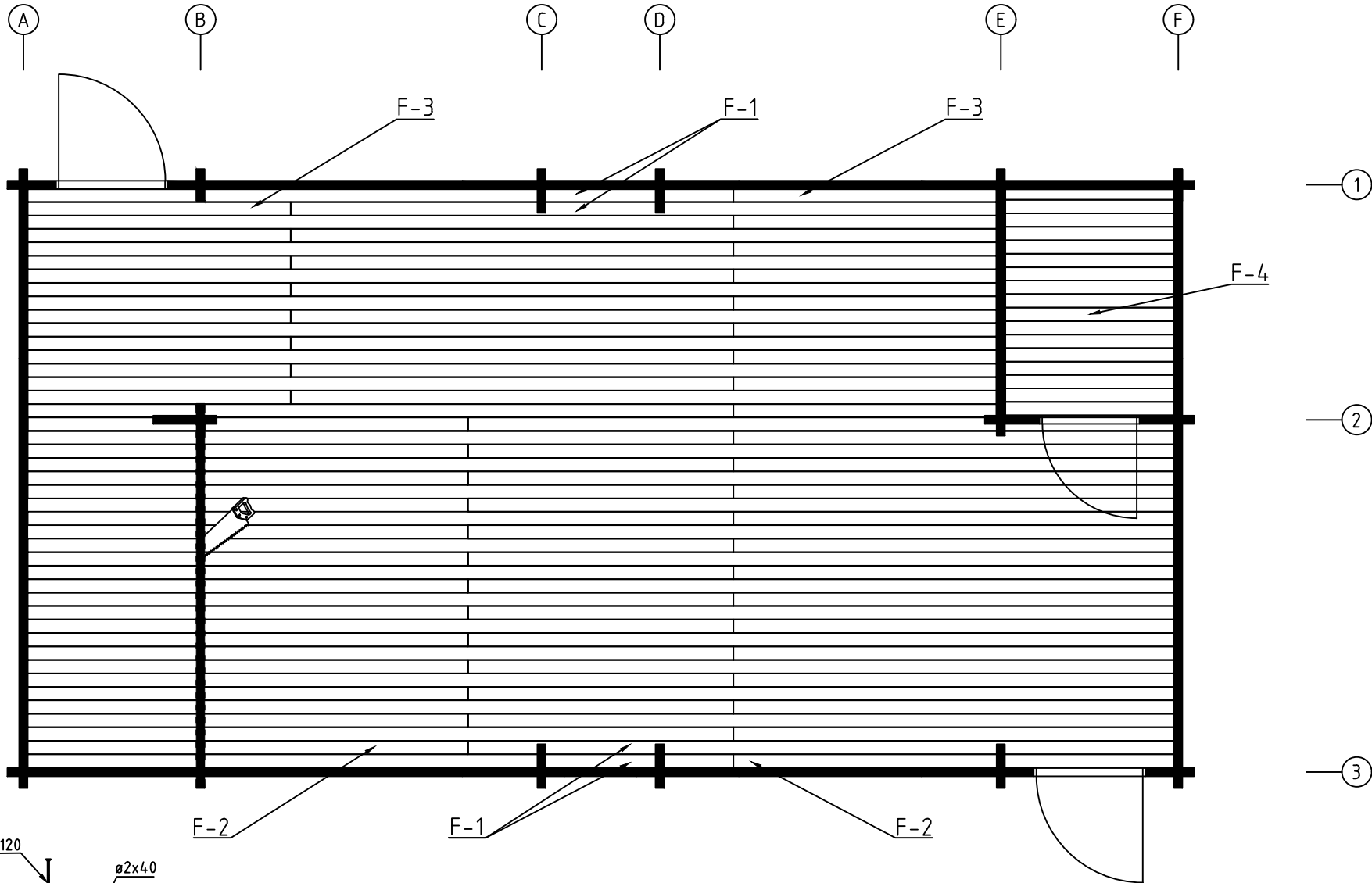
Model	7029921	Seite/Page	2
Zeichnung/Drawing	3 D	Maßstab/Scale	
Profil/Profile	70X135	Datum/Date	04.10.2021
Zeichner/Drafter	SRM	File	7029921.dwg



Model	7029921	Seite/Page	3
Zeichnung/Drawing	GRUNDPLAN - GROUNDPLAN	Maßstab/Scale	1:50
Profil/Profile	70X135	Datum/Date	04.10.2021
Zeichner/Drafter	SRM	File	7029921.dwg

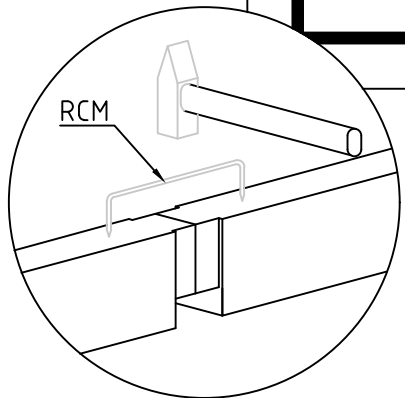
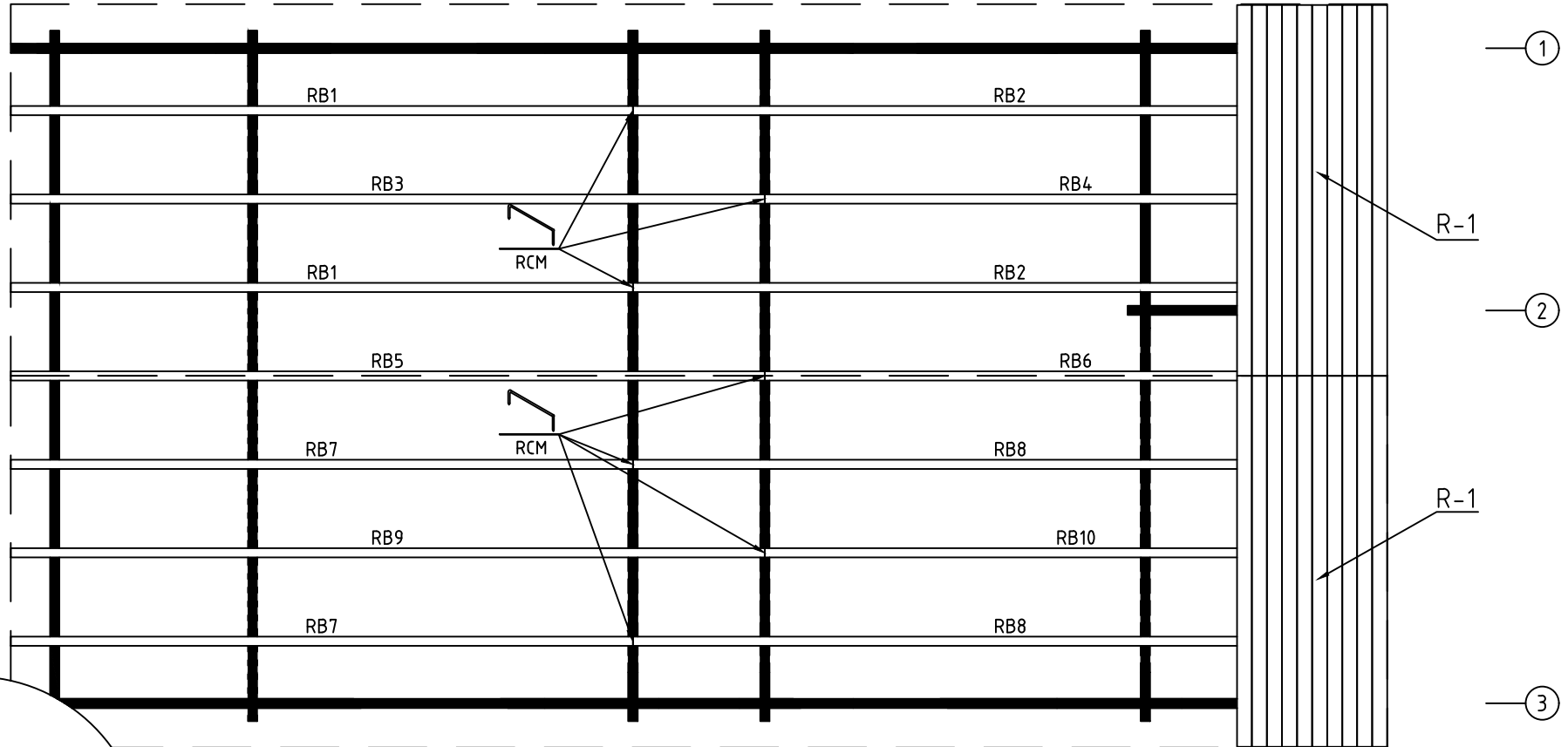


Model	7029921	Seite/Page	4
Zeichnung/Drawing	FUNDAMENTHOLZ (IMM) - FOUNDATION BEAM (IMM)	Maßstab/Scale	1:50
Profil/Profile	70x45	Datum/Date	04.10.2021
Zeichner/Drafter	SRM	File	7029921.dwg

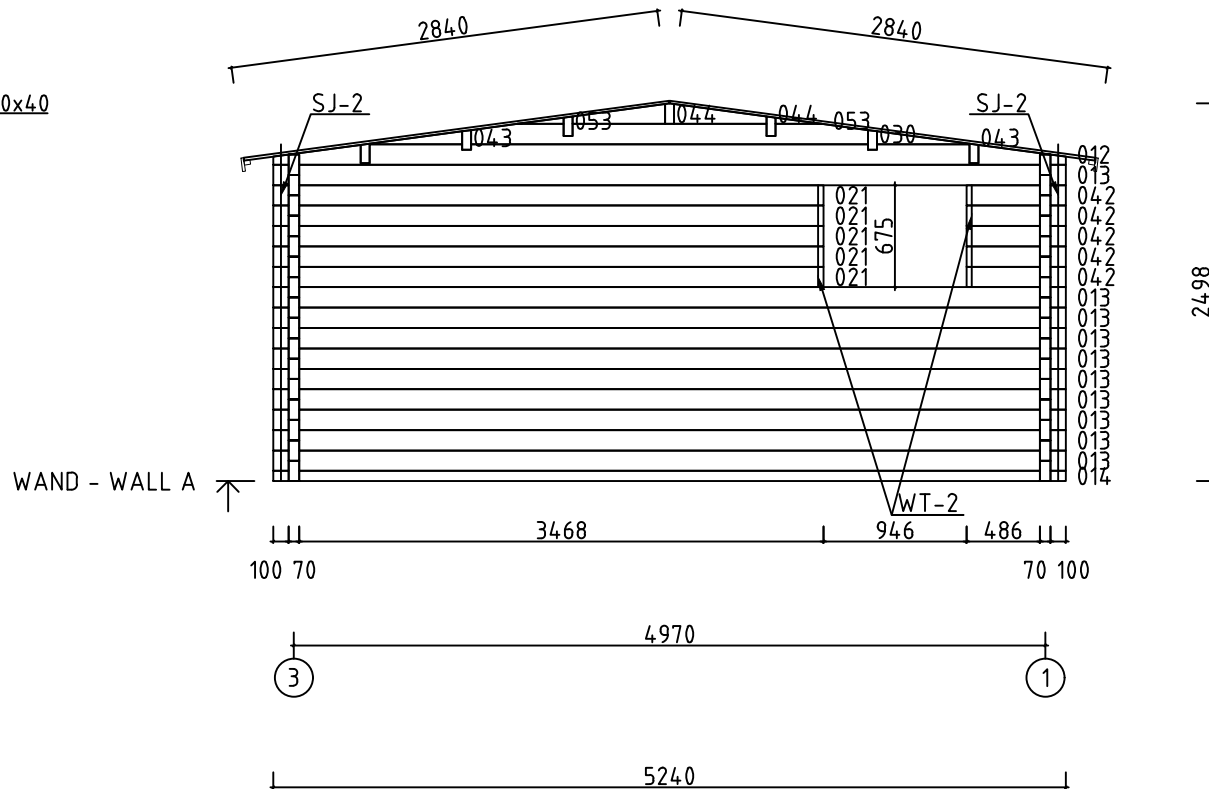
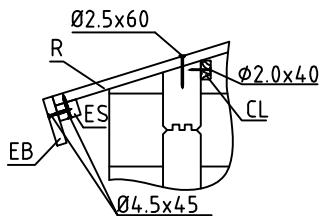


Model	7029921	Seite/Page	5
Zeichnung/Drawing	FUSSBODENBRETTER-FLOOR BOARDS	Maßstab/Scale	1:50
Profil/Profile	114x28	Datum/Date	04.10.2021
Zeichner/Drafter	SRM	File	7029921.dwg

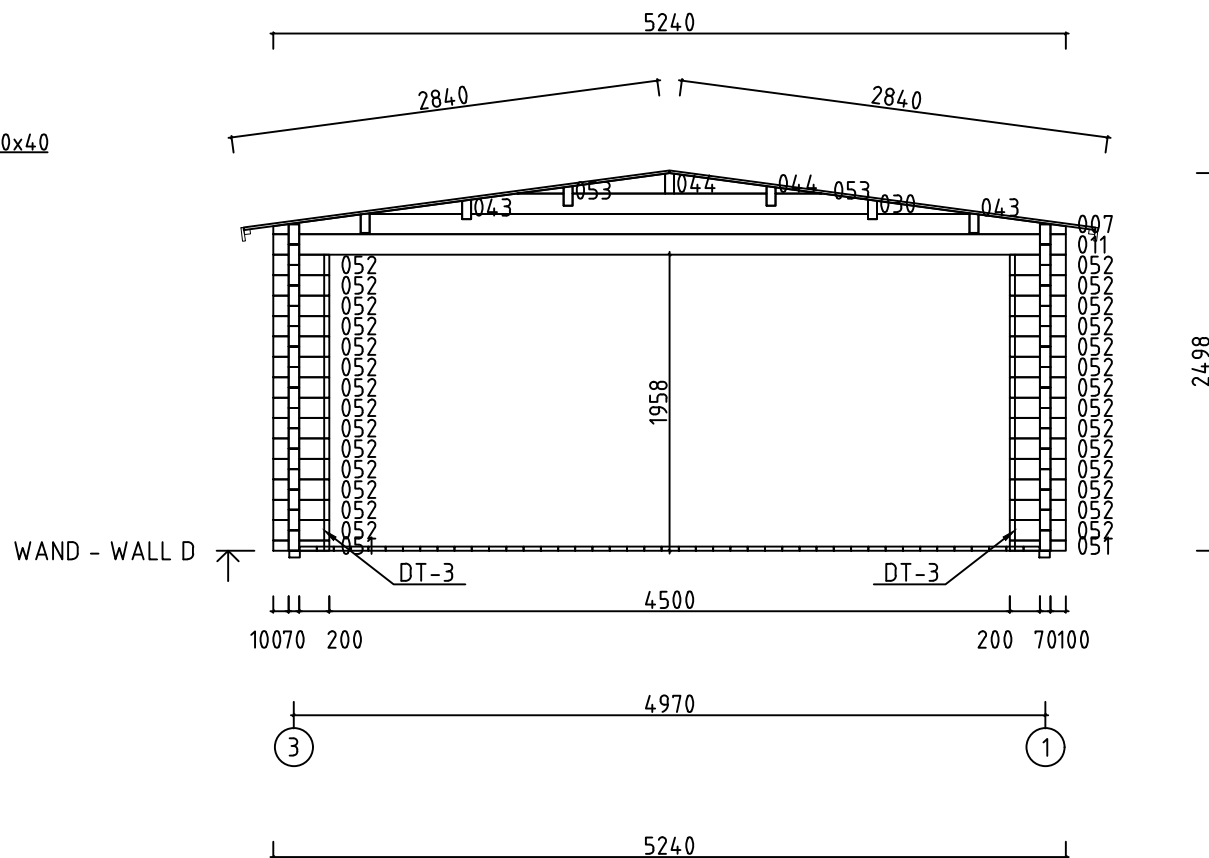
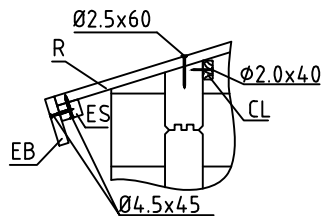
A B C D E F



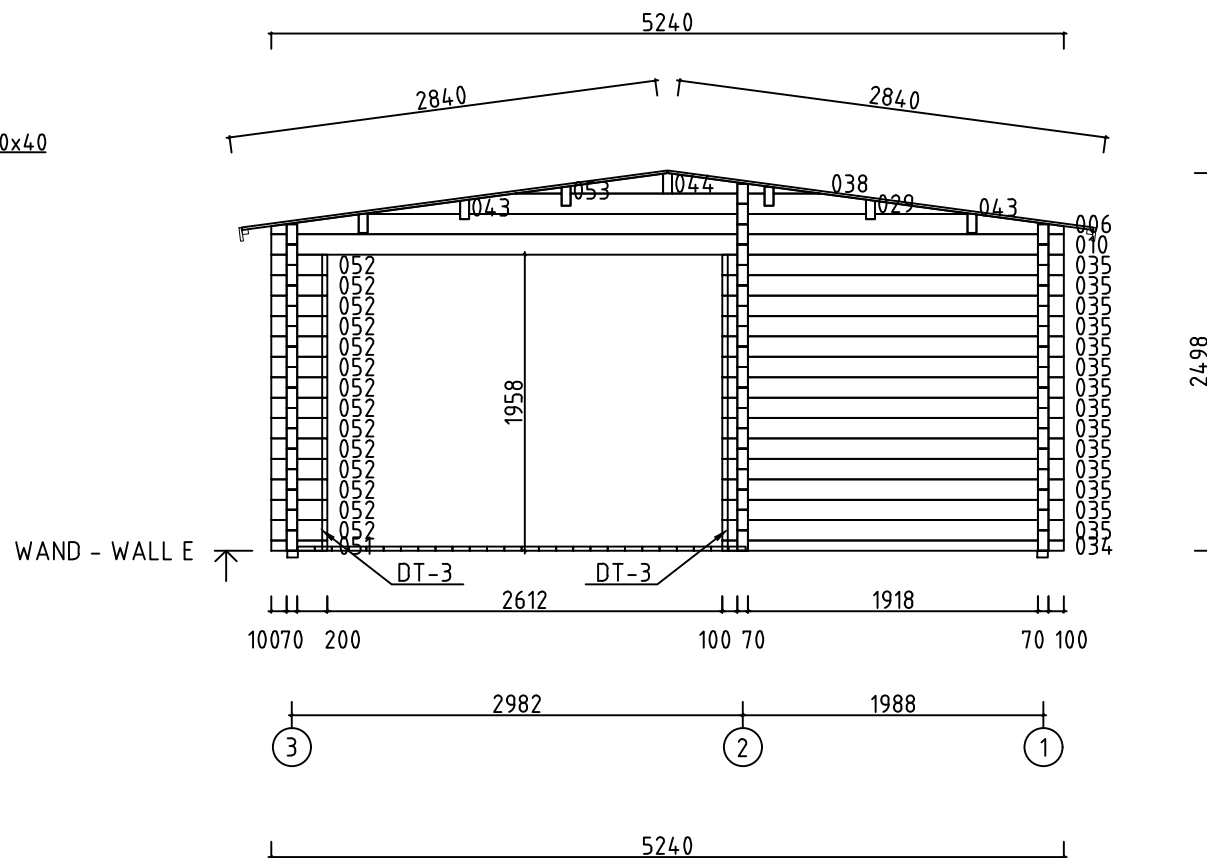
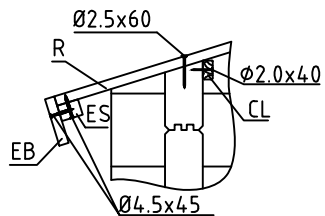
Model	7029921	Seite/Page	6
Zeichnung/Drawing	DACHBRETT - ROOF BOARDS	Maßstab/Scale	1:50
Profil/Profile	88X18 oder-or 114X18 / 70X140	Datum/Date	04.10.2021
Zeichner/Drafter	SRM	File	7029921.dwg



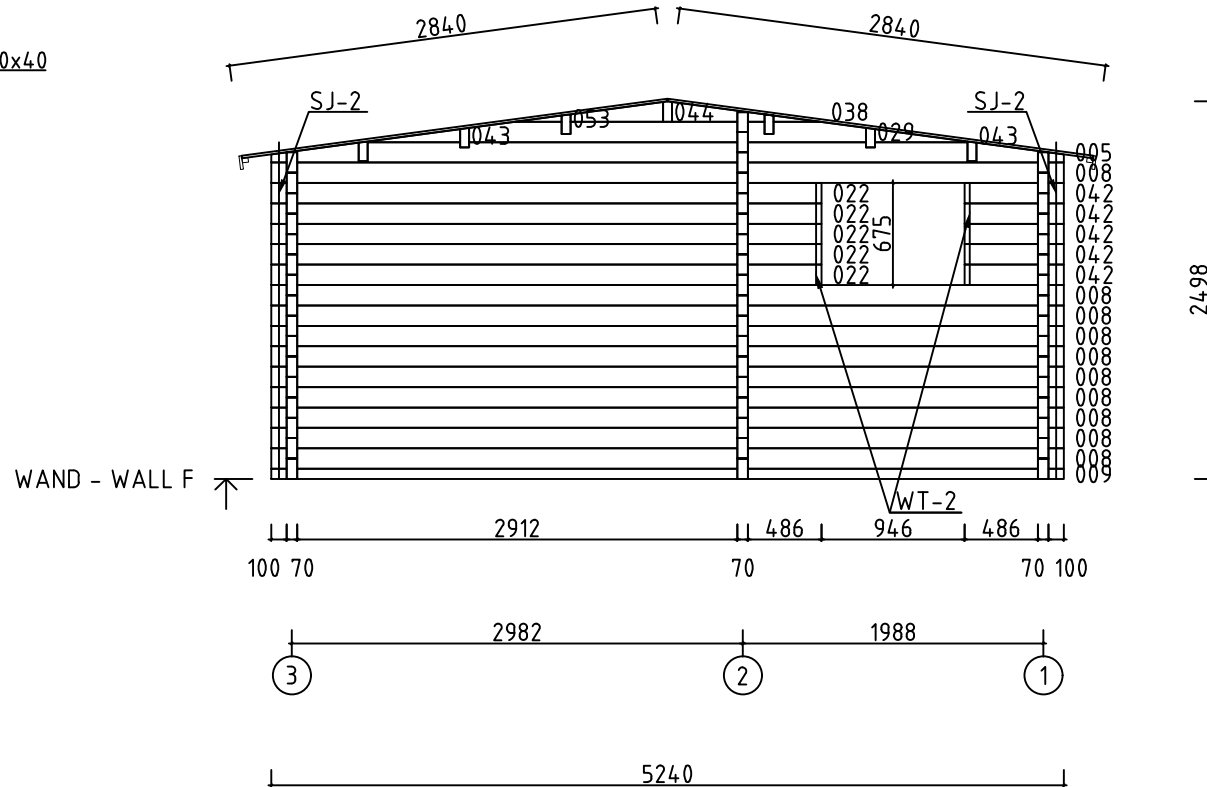
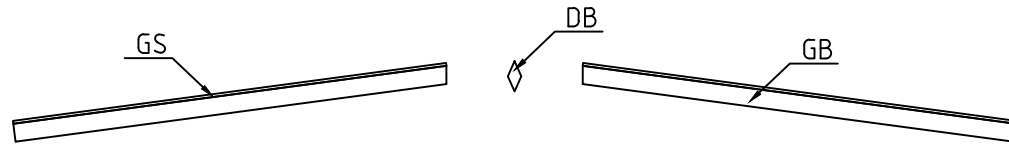
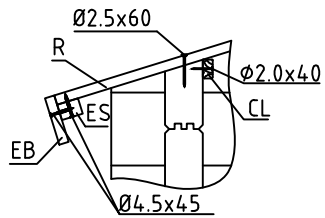
Model	7029921	Seite/Page	7
Zeichnung/Drawing	WAND - WALL A	Maßstab/Scale	1:50
Profil/Profile	70X135	Datum/Date	04.10.2021
Zeichner/Drafter	SRM	File	7029921.dwg



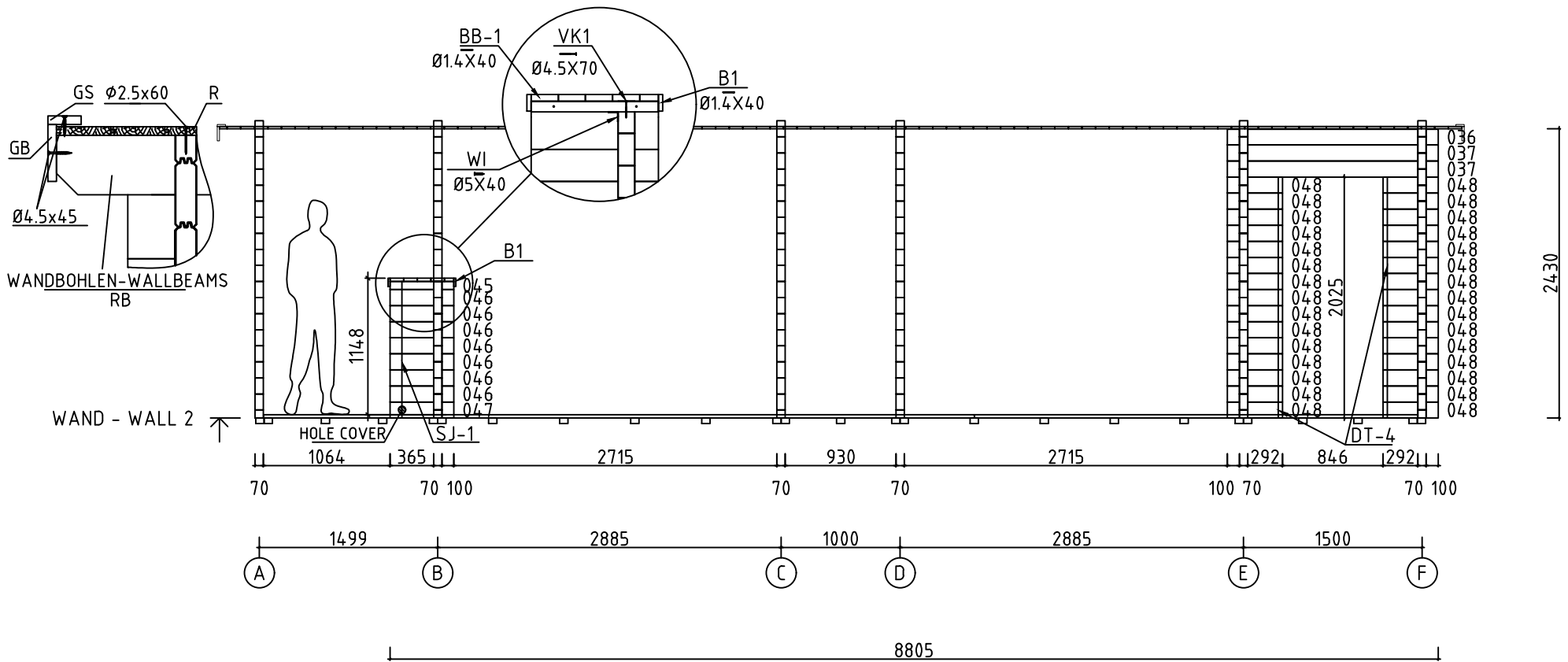
Model	7029921	Seite/Page	10
Zeichnung/Drawing	WAND - WALL D	Maßstab/Scale	1:50
Profil/Profile	70X135	Datum/Date	04.10.2021
Zeichner/Drafter	SRM	File	7029921.dwg



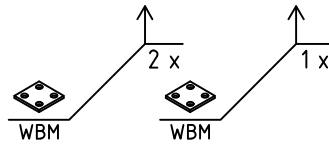
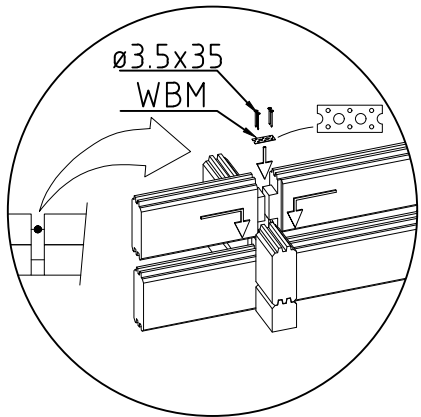
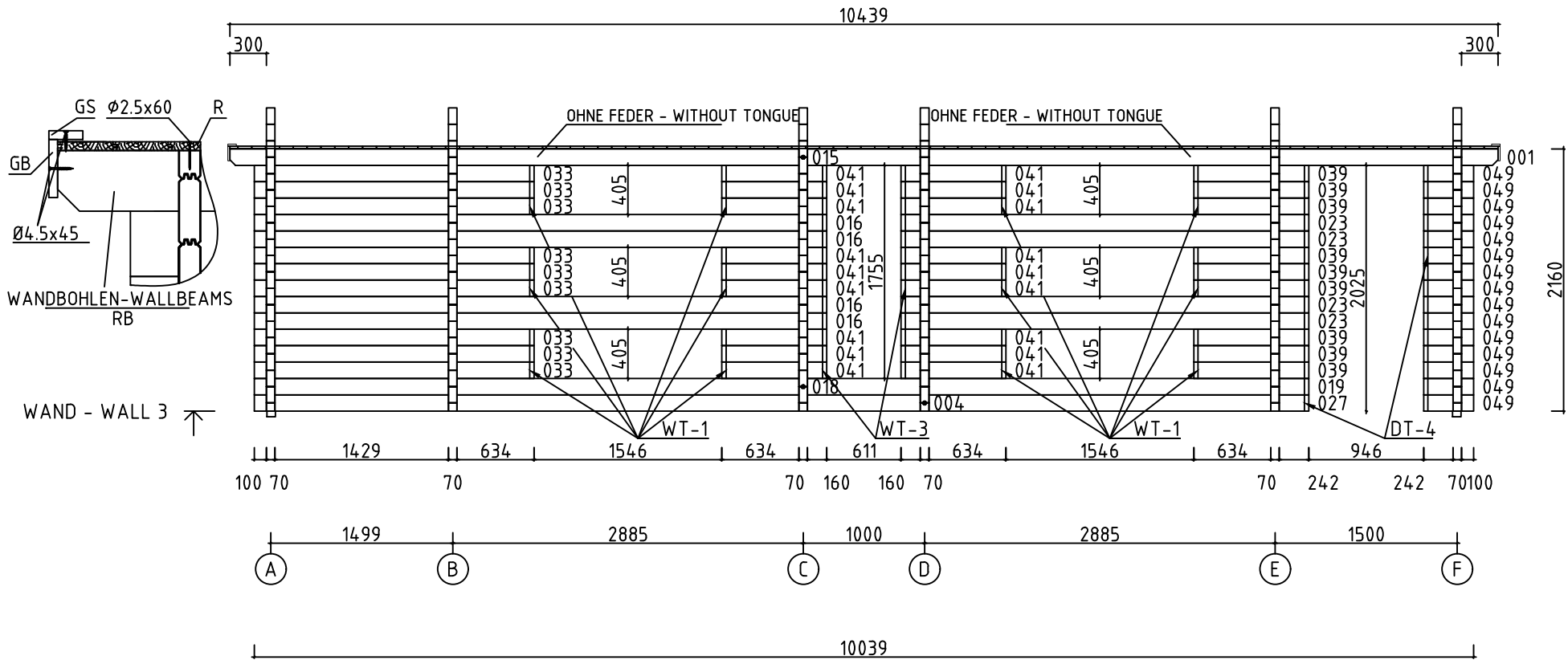
Model	7029921	Seite/Page	11
Zeichnung/Drawing	WAND - WALL E	Maßstab/Scale	1:50
Profil/Profile	70X135	Datum/Date	04.10.2021
Zeichner/Drafter	SRM	File	7029921.dwg





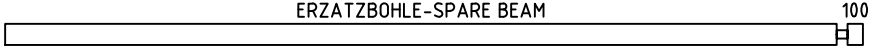
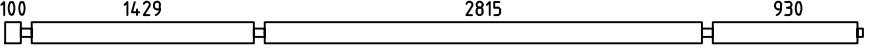

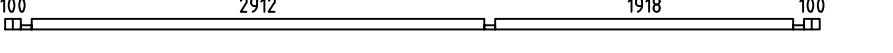






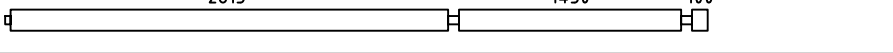







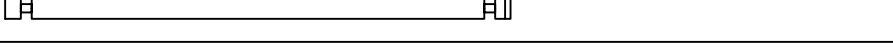


Model	7029921	Seite/Page	12
Zeichnung/Drawing	WAND - WALL F	Maßstab/Scale	1:50
Profil/Profile	70X135	Datum/Date	04.10.2021
Zeichner/Drafter	SRM	File	7029921.dwg

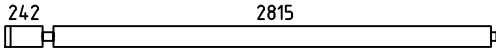
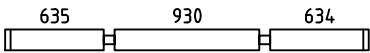


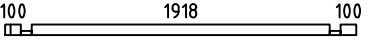
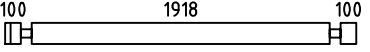
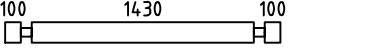

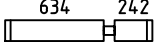
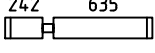

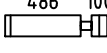













Model	7029921	Seite/Page	14
Zeichnung/Drawing	WAND - WALL 2	Maßstab/Scale	1:50
Profil/Profile	70X135	Datum/Date	04.10.2021
Zeichner/Drafter	SRM	File	7029921.dwg










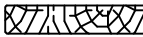



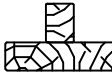
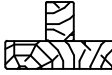
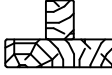


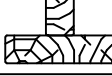
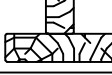

























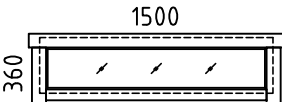
Model	7029921	Seite/Page	15
Zeichnung/Drawing	WAND - WALL 3	Maßstab/Scale	1:50
Profil/Profile	70X135	Datum/Date	04.10.2021
Zeichner/Drafter	SRM	File	7029921.dwg

Pos	Bestimmung-Specification 7029921	Stck Pcs.	Profil Profile (mm)	Länge Length (mm)	
001		2	70x135	5720	
002		3	70x135	5520	
003	ERZATZBOHLE-SPARE BEAM 	1	70x135	5520	
004		1	70x135	5519	
008		10	70x135	5240	
009		1	70x68	5240	
010		1	70x135	5240	
011		3	70x135	5240	
013		10	70x135	5240	
014		1	70x68	5240	
015		2	70x135	4719	
016		4	70x135	4714	
017		3	70x135	4520	
018		1	70x135	4519	
019		1	70x135	4162	
020		3	70x135	4162	
021		5	70x135	3638	
022		5	70x135	3638	
023		4	70x135	3356	
024		1	70x68	3252	
025		7	70x135	3252	
026		1	70x135	3252	
027		1	70x135	3162	
Model	7029921	Datum/Date	04.10.2021	Seite/Page	1/6

Pos	Bestimmung-Specification 7029921	Stck Pcs.	Profil Profile (mm)	Länge Length (mm)	
028		3	70x135	3162	
031		9	70x135	2339	
032		9	70x135	2305	
033		9	70x135	2304	
034		1	70x68	2258	
035		14	70x135	2258	
036		1	70x131	1770	
037		2	70x135	1770	
039		9	70x135	946	
040		9	70x135	946	
041		18	70x135	864	
042		10	70x135	656	
045		1	70x68	535	
046		7	70x135	535	
047		1	70x135	535	
048		30	70x135	462	
049		15	70x135	412	
050		15	70x135	412	
051		5	70x68	370	
052		76	70x135	370	
054		1	70x68	270	
055		14	70x135	270	
WA-1		1			
Model	7029921	Datum/Date	04.10.2021	Seite/Page	2/6

Pos	Bestimmung-Specification 7029921	Stck Pcs.	Profil Profile (mm)	Länge Length (mm)	
WB-1		1			
WC-1		1			
WD-1		1			
WE-1		1			
WF-1		1			
FBI4	FUNDAMENTHOLZ (IMM) - FOUNDATION BEAM (IMM) 	2	70x45	5345	
FBI1	FUNDAMENTHOLZ (IMM) - FOUNDATION BEAM (IMM) 	2	70x45	5030	
FBI2	FUNDAMENTHOLZ (IMM) - FOUNDATION BEAM (IMM) 	23	70x45	4890	
FBI3	FUNDAMENTHOLZ (IMM) - FOUNDATION BEAM (IMM) 	2	70x45	4344	
FBI5	FUNDAMENTHOLZ (IMM) - FOUNDATION BEAM (IMM) 	9	70x45	393	
VK1	DECKENRAHMEN - CEILING FRAME 	4	45x45	535	
B1	BRETT - BOARD 	2	18x70	3100	
B2	BRETT - BOARD 	1	18x70	535	
RB2	DACHBALKEN - ROOF BEAM 	2	70x140	5720	
RB8	DACHBALKEN - ROOF BEAM 	2	70x140	5720	
RB9	DACHBALKEN - ROOF BEAM 	1	70x140	5719	
RB5	DACHBALKEN - ROOF BEAM 	1	70x140	5719	
RB3	DACHBALKEN - ROOF BEAM 	1	70x140	5719	
RB4	DACHBALKEN - ROOF BEAM 	1	70x140	4720	
RB6	DACHBALKEN - ROOF BEAM 	1	70x140	4720	
RB10	DACHBALKEN - ROOF BEAM 	1	70x140	4720	
RB7	DACHBALKEN - ROOF BEAM 	2	70x140	4719	
RB1	DACHBALKEN - ROOF BEAM 	2	70x140	4719	
Model	7029921	Datum/Date	04.10.2021	Seite/Page	3/6

Pos	Bestimmung-Specification 7029921		Stck Pcs.	Profil Profile (mm)	Länge Length (mm)
F-1	FUSSBODENBRETTER-FLOOR BOARDS		43+1	114x28	5970
F-2	FUSSBODENBRETTER-FLOOR BOARDS		26	114x28	3725
F-3	FUSSBODENBRETTER-FLOOR BOARDS		17	114x28	2225
F-4	FUSSBODENBRETTER-FLOOR BOARDS		17	114x28	1425
R-1	DACHBRETTER - ROOF BOARDS 88mm or-oder 114mm		234+2 184+2	88x18 114x18	2840
BB-1	BRETT FÜR BARTHEKE - BOARD FOR BAR COUNTER		5	114x28	3080
CL-1	ABDECKLEISTEN - COVER STRIPS			18x35	51.0 lfm/rm
FF-1	FUSSBODENLEISTEN FLOOR STRIPS			18x35	51.0 lfm/rm
GB-1	GIEBELLEISTE - GABLE MOULDING		4	18x120	2890
EB-1	TRAUFBRETTER - EAVES BOARD		4	18x90	5220
ES-1	TRAUFNLEISTE - EAVES STRIPS		4	30x40	5220
GS-1	GIEBELDECKLEISTE - GABLE COVER STRIPS		4	18x70	2890
DB	GIEBELSEGMENT - GABLE DIAMOND		2		
WT-1	FIXIRUNGSLEISTE FÜR FENSTER - FIXING FILLET FOR WINDOW		24	43x70	350
WT-2	FIXIRUNGSLEISTE FÜR FENSTER - FIXING FILLET FOR WINDOW		4	43x70	620
WT-3	FIXIRUNGSLEISTE FÜR FENSTER - FIXING FILLET FOR WINDOW		2	43x70	1700
DT-1	FIXIRUNGSLEISTE FÜR ÖFFNUNG - FIXING FILLET FOR OPENING		1	43x70	730
DT-2	FIXIRUNGSLEISTE FÜR ÖFFNUNG - FIXING FILLET FOR OPENING		1	43x70	1070
DT-3	FIXIRUNGSLEISTE FÜR ÖFFNUNG - FIXING FILLET FOR OPENING		7	43x70	1880
DT-4	FIXIRUNGSLEISTE FÜR TÜR - FIXING FILLET FOR DOOR		6	43x70	1970
HB	SCHLAGHOLZ - HAMMER BLOCK 70 MM		2		
RCM	DACHBALKEN BEFESTIGUNGSMETALLE - ROOFBEAMS CONNECTING METAL M6 200MM		7		
LD	LOCH DECKEN - HOLE COVER		1		
Model	7029921	Datum/Date	04.10.2021	Seite/Page	4/6

Pos	Bestimmung-Specification 7029921		Stck Pcs.	Profil Profile (mm)	Länge Length (mm)
SJ-1	GEWINDESTANGE M10 - TREADED ROD M10		1		1110
SJ-2	GEWINDESTANGE M10 - TREADED ROD M10		4		2180
WI	WINKELHALTERUNGEN - ANGLE BRACKET		4	40x40	
WCM	WANDBOHLN BEFESTIGUNG METALLE - WALLBEAMS CONNECTING METAL		10	25X25	
HS1	SCHRAUBEN FÜR WANDBOHLN BEFESTIGUNG METALLESCREW - SCREWS FOR WALLBEAMS CONNECTING METAL WCM		40	Ø3.5X35	
HS	SCHRAUBEN FÜR GIEBELSEGMENT -SCREW FOR GABLE DIAMOND DB		4	Ø3.5X35	
HS	SCHRAUBEN FÜR GIEBELLEISTE - SCREWS FOR GABLE MOULDING GB		24	Ø4.5X45	
HS	SCHRAUBEN FÜR TRAUFBRETT - SCREWS FOR EAVES BOARD EB		44	Ø4.5X45	
HS	SCHRAUBEN FÜR TRAUFBRETT - SCREWS FOR EAVES STRIPS ES		44	Ø4.5X45	
HS	SCHRAUBEN FÜR GIEBELDECKLEISTEN - SCREWS FOR GABLE COVER STRIPS GS		24	Ø4.5X45	
HS	SCHRAUBEN FÜR RAHMEN - SCREWS FOR FRAME VK		10	Ø4.5X70	
HS	SCHRAUBEN FÜR 1. BOHLENREIHE - SCREWS FOR 1. WALL BEAM		40	Ø5.0X120	
HS	SCHRAUBEN FÜR FUNDAMENTHOLZ (IMM) - SCREWS FOR FOUNDATION BEAM (IMM) FB		152	Ø5.0X120	
HS	SCHRAUBEN FÜR WINKELHALTERUNGEN - SCREWS FOR ANGLE BRACKET WI		16	Ø5X40	
HS	SCHRAUBEN FÜR DACHBALKEN - SCREWS FOR ROOF BEAM RB		49	Ø6X160	
NF	NÄGEL FÜR BARTHEKE, BRETT - NAILS FOR BAR COUNTER, BOARD BB, B		64	Ø1.4X40	
NF	NÄGEL FÜR DACHBRETT - NAILS FOR ROOF BOARDS R		1840	Ø2.5X60	
NF	NÄGEL FÜR FUSSBODENBRETT - NAILS FOR FLOOR BOARDS F		1800	Ø2.5X60	
NF	NÄGEL FÜR ABDECKLEISTEN - NAILS FOR COVER STRIPS CL		100	Ø2X40	
NF	NÄGEL FÜR FUSSBODENLEISTE - NAILS FOR FLOOR STRIPS FF1		100	Ø2X40	
	FENSTER - WINDOW, ORT 1H	FESTSTEHEND/FIXED	12	1500x360	
					

Pos	Bestimmung-Specification 7029921	Stck Pcs.	Profil Profile (mm)	Länge Length (mm)
	FENSTER - WINDOW, ORT 1H <div style="text-align: center;"> </div>	DIN RECHTS/RIGHT HANDED DIN LINKS/LEFT HANDED	1 1	900x640 900x640
AMV	FENSTERGRIFF - WINDOW HANDLE FITTINGS <div style="text-align: center;"> </div>		2	
	FENSTER - WINDOW, ORT 1H <div style="text-align: center;"> </div>	DIN RECHTS/RIGHT HANDED	1	565x1720
AMV	FENSTERGRIFF - WINDOW HANDLE FITTINGS <div style="text-align: center;"> </div>		1	
	TÜR - DOOR, AST <div style="text-align: center;"> </div>	DIN RECHTS/RIGHT HANDED	1	800x1990
UMV	TÜRGRIFF (AST) - DOOR HANDLE FITTINGS (AST) <div style="text-align: center;"> </div>		1	
	TÜR - DOOR, AST PRE <div style="text-align: center;"> </div>	DIN RECHTS/RIGHT HANDED	2	900x1990
UMV	TÜRGRIFF UND TÜRCYLINDER SET (AST PRE) - SET OF DOOR HANDLE AND CORE (AST PRE) <div style="text-align: center;"> </div>		2	
✂	BITTE SELBER ANPASSEN (FALLS NÖTIG)! - CUT INTO LENGTH ON SITE (IF NEEDED)!			
Model	7029921	Datum/Date	04.10.2021	Seite/Page
				6/6

MONTAGEANLEITUNG FÜR T-LEISTEN / / INSTALLING THE DOOR AND WINDOW SUPPORTS

