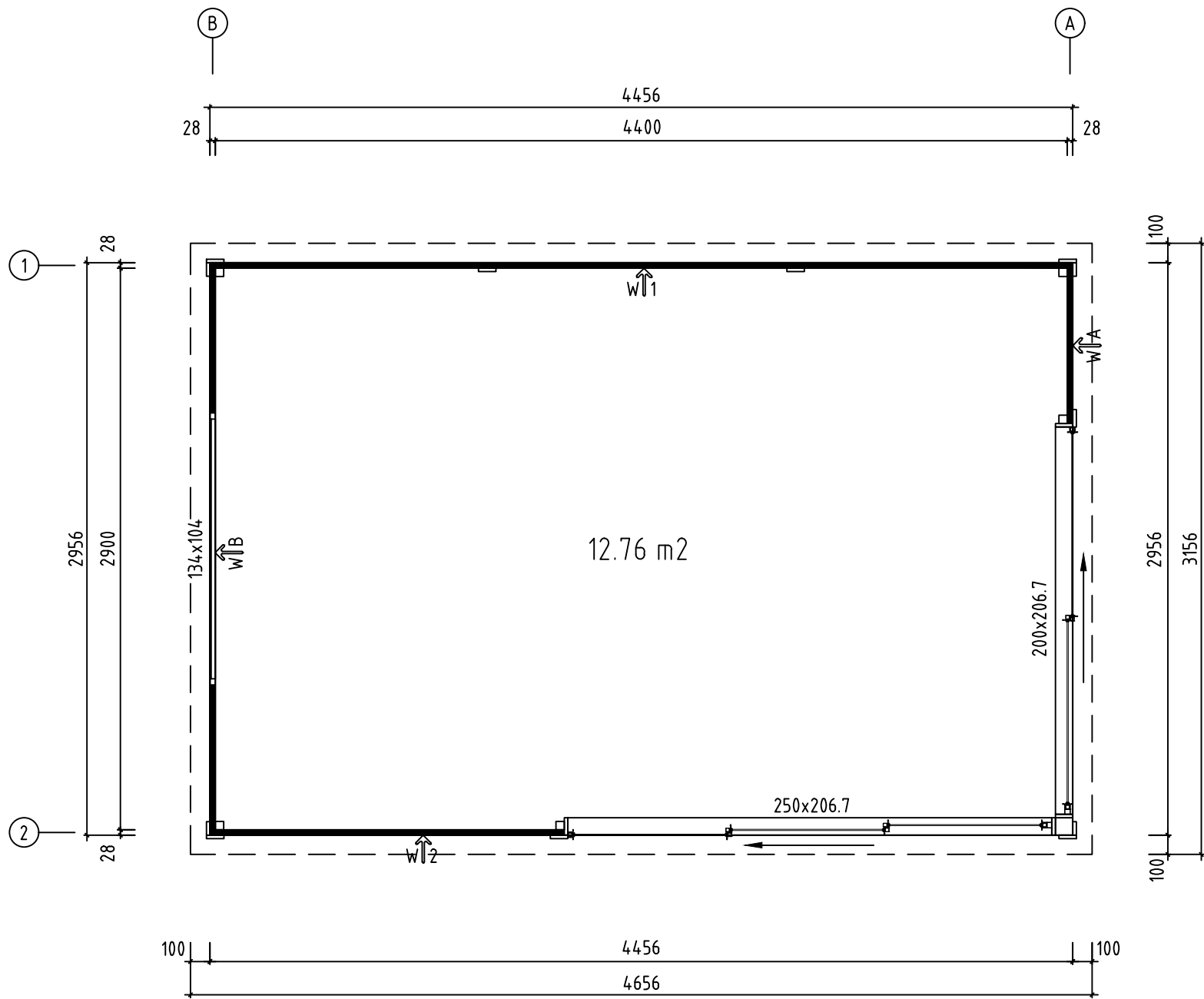
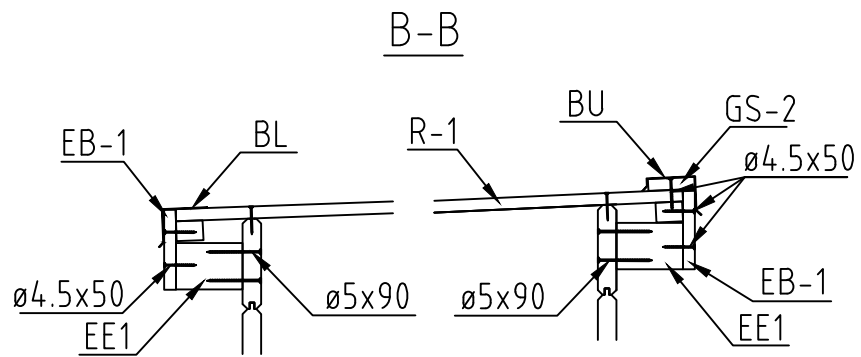
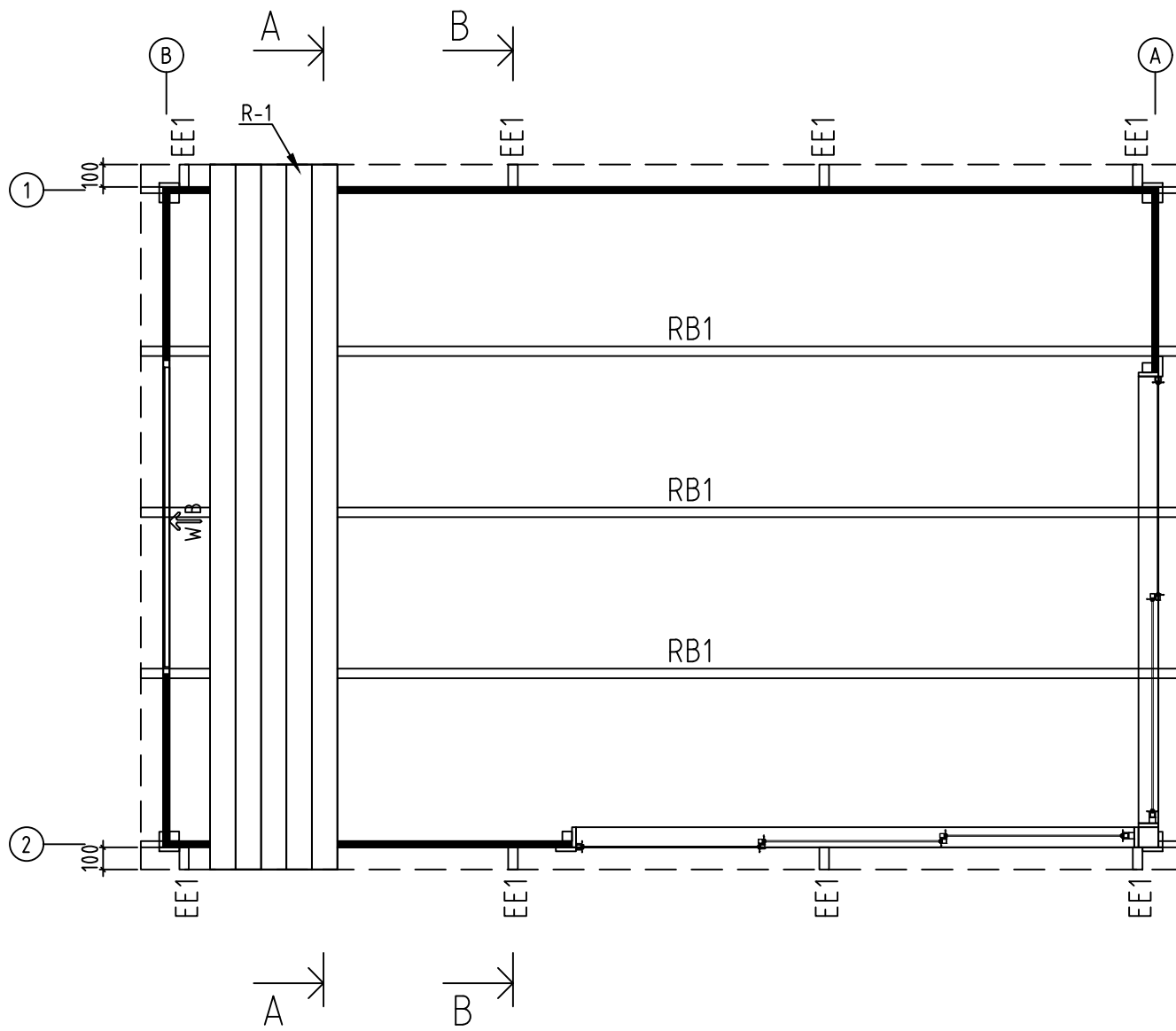
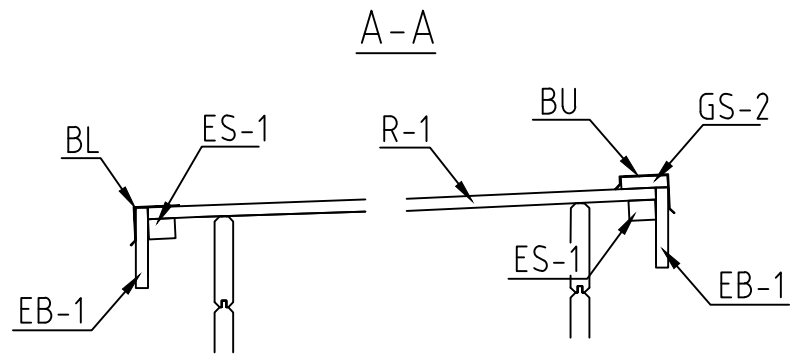


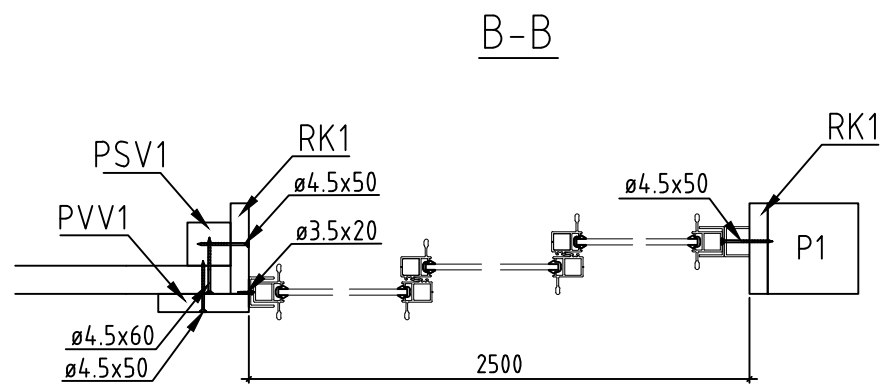
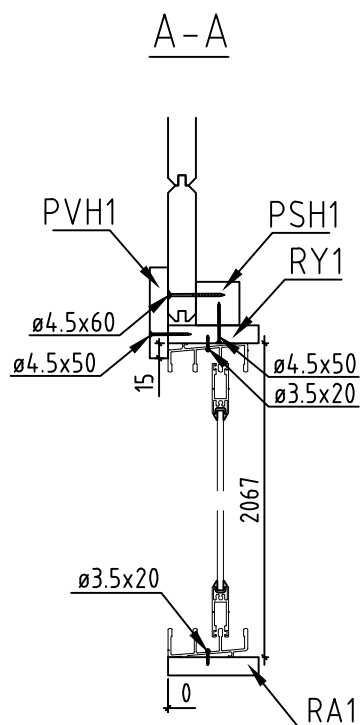
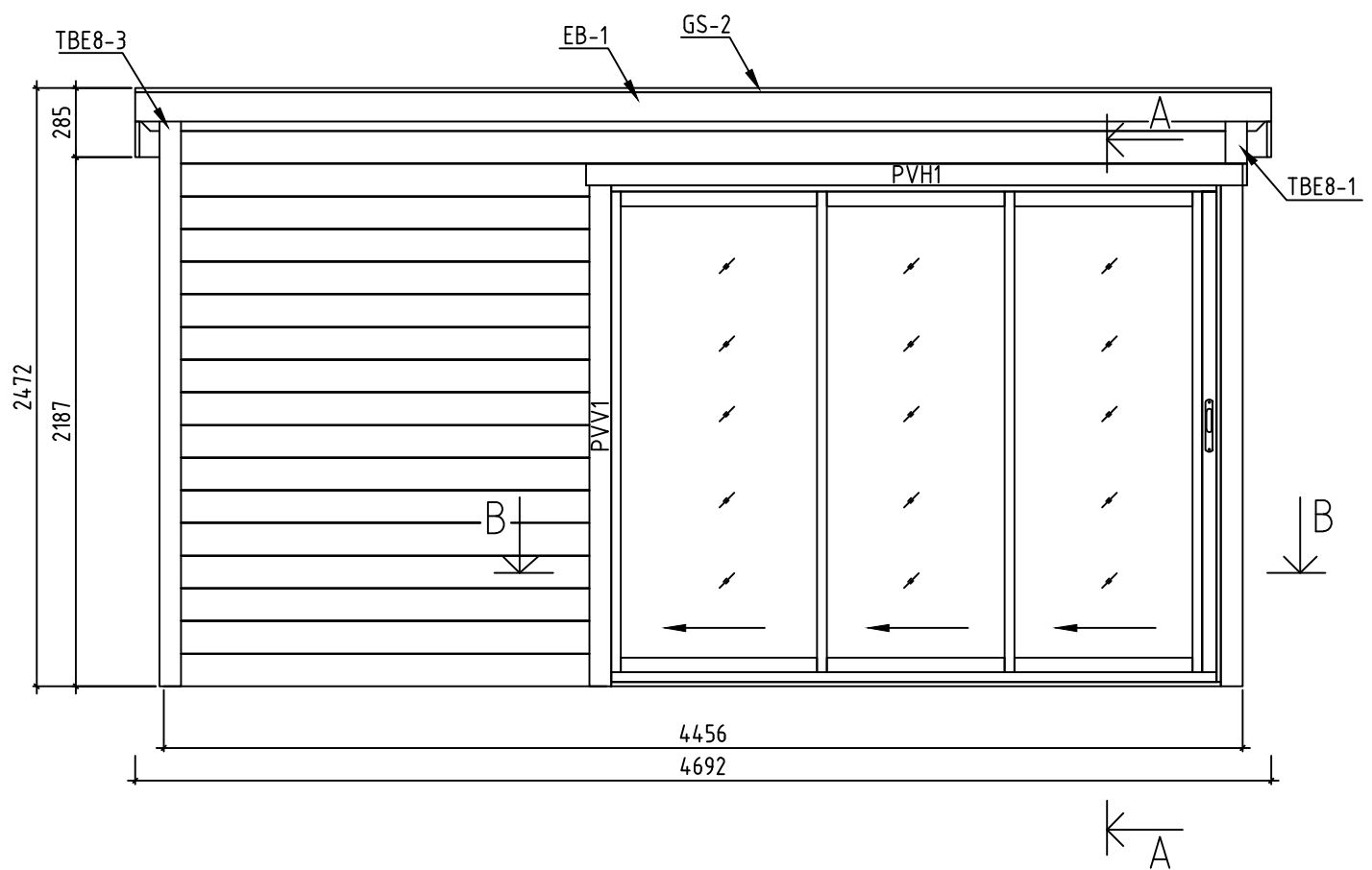
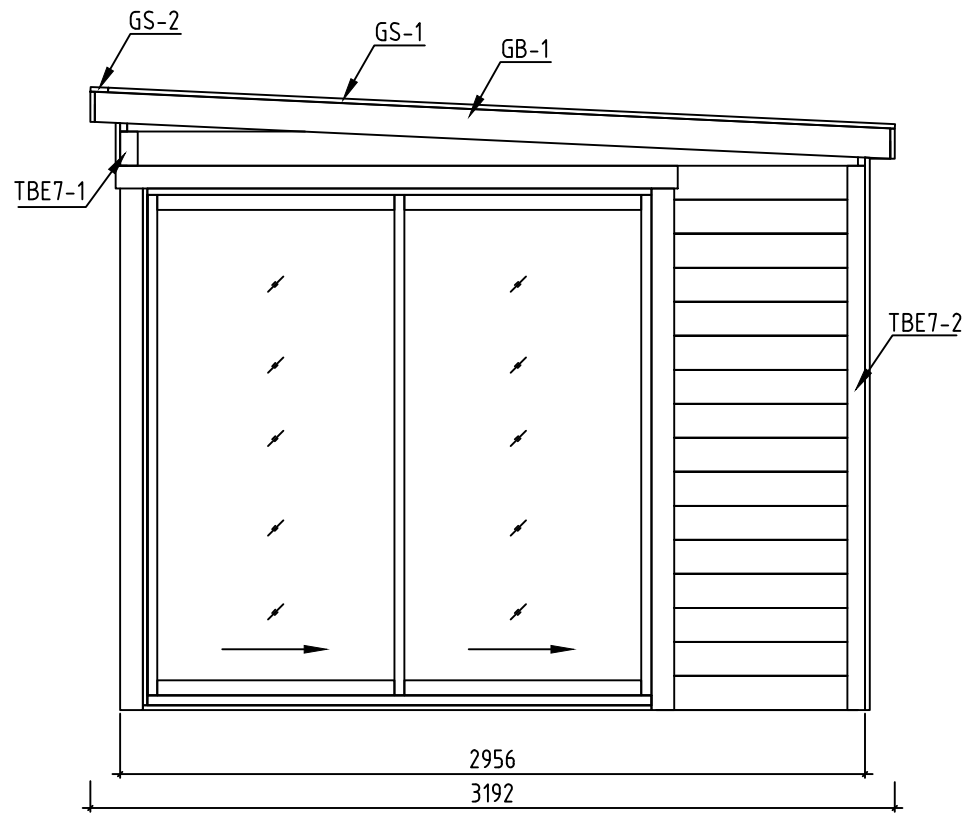
Name-Name-Nom 2826434	Page-Seite-Page 1
View-Aussicht-Vue 3D	Scale-Maßstab-Echelle 1:30
Material-Material-Matériau 28x135	Date-Datum-Date 29.08.2023
Drafter-Zeichner-Rédacteur EJ	File



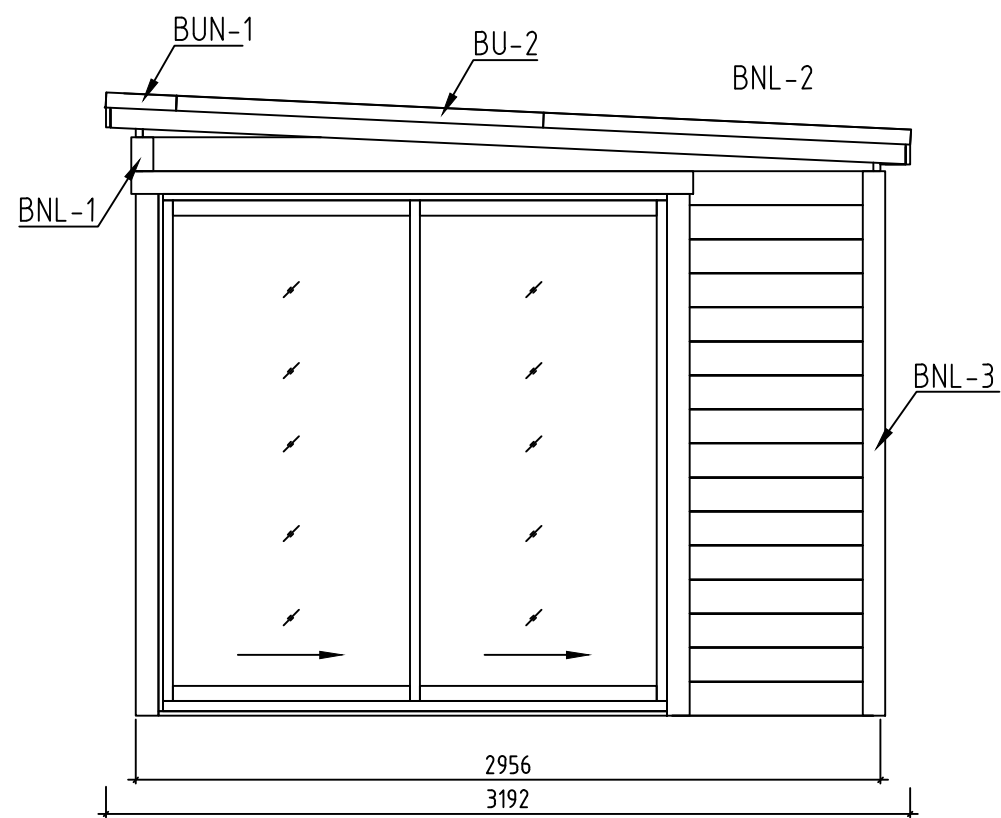

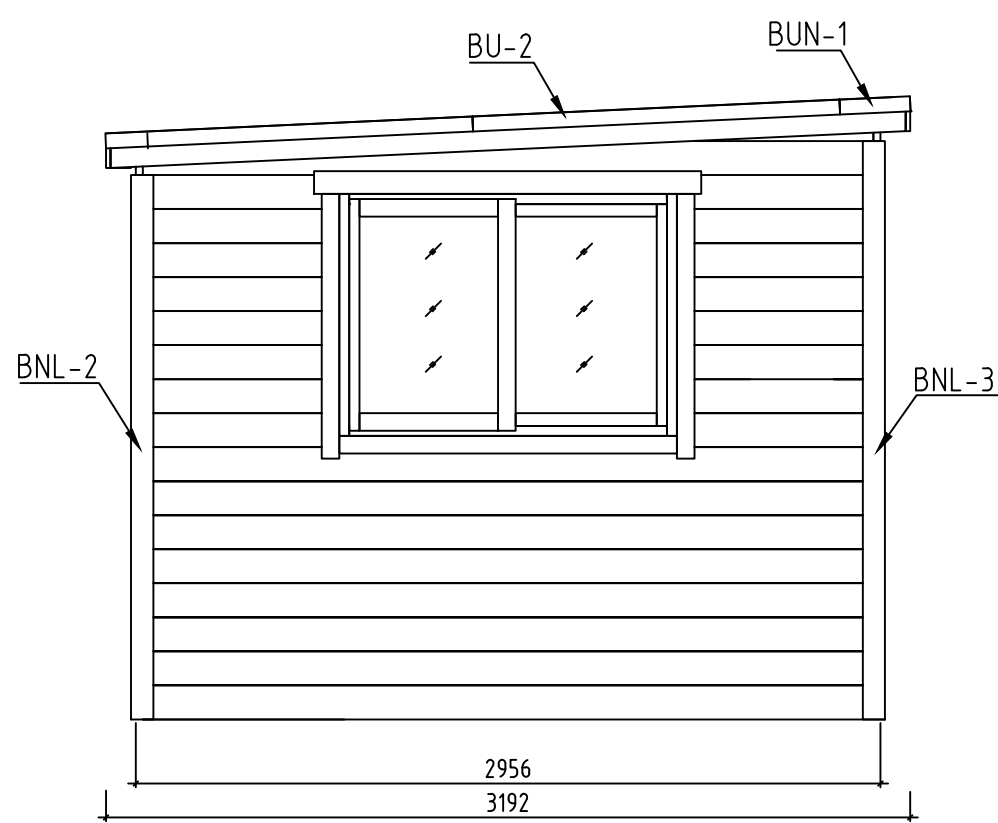
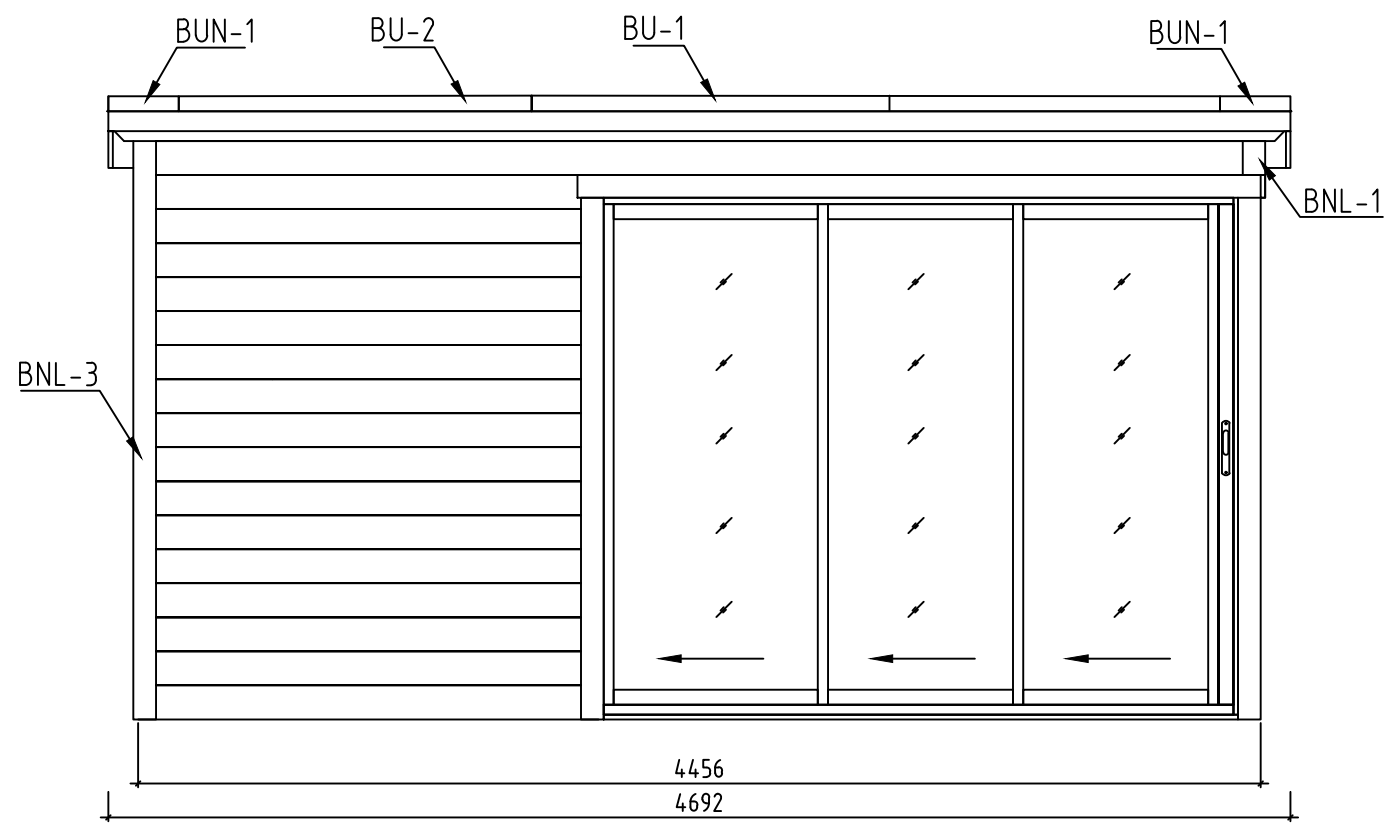
Name-Name-Nom 2826434		Page-Seite-Page 2
View-Aussicht-Vue GROUNDPLAN - GRUNDPLAN - PLAN DE MASSE		Scale-Maßstab-Echelle 1:30
Material-Material-Matériel 28x135		Date-Datum-Date 29.08.2023
Drafter-Zeichner-Rédacteur EJ	File	



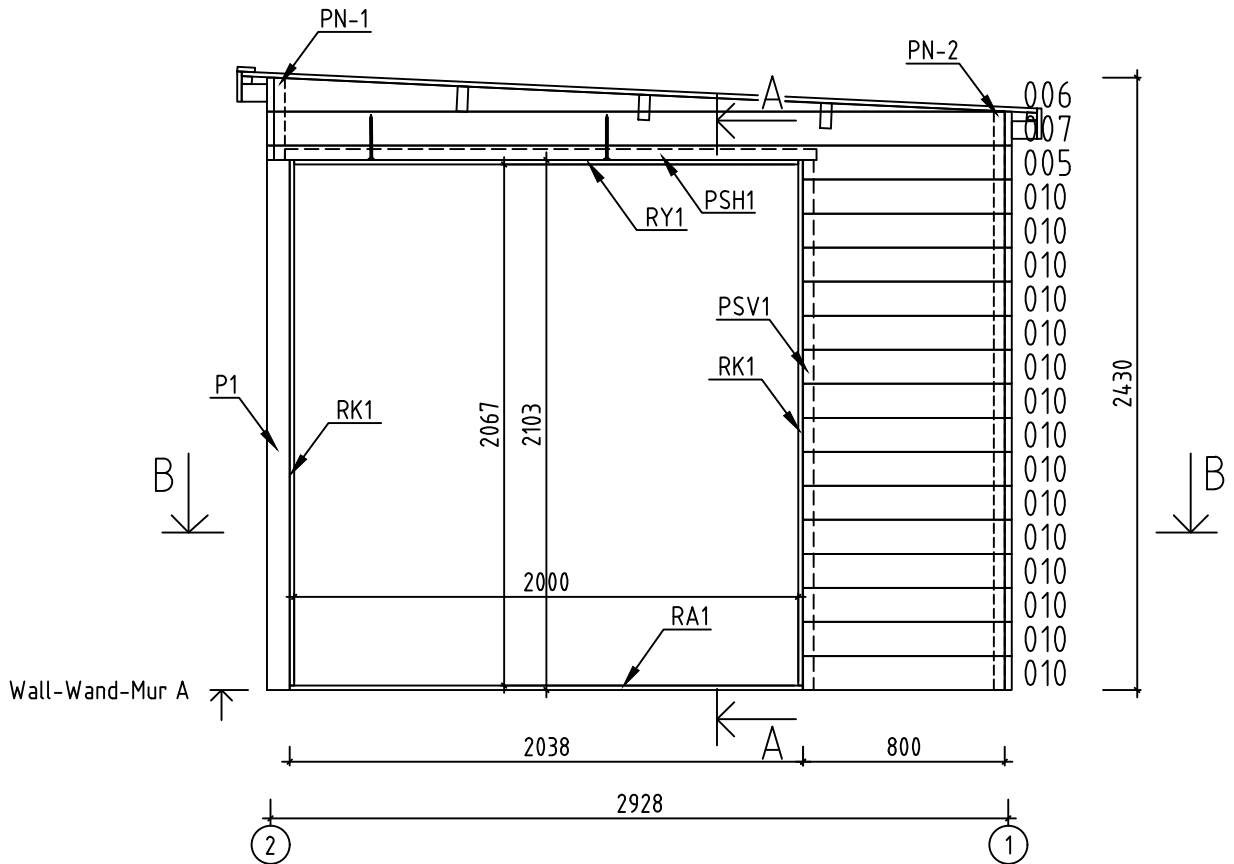
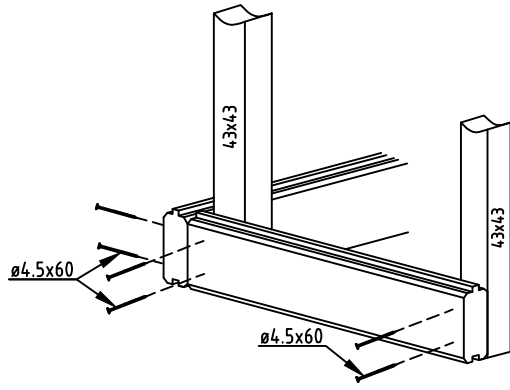
Name-Name-Nom 2826434	Page-Seite-Page 3
View-Aussicht-Vue ROOF PLAN-DACH-PLAN-PLAN DU TOIT	Scale-Maßstab-Echelle 1:30
Material-Material-Matériau 28x135	Date-Datum-Date 29.08.2023
Drafter-Zeichner-Rédacteur EJ	File



Name-Name-Nom 2826434		Page-Seite-Page 4
View-Aussicht-Vue VIEWS-ANSICHTEN-VUE DES MURS		Scale-Maßstab-Echelle 1:30
Material-Material-Matériel 28x135		Date-Datum-Date 29.08.2023
Drafter-Zeichner-Rédacteur EJ	File	

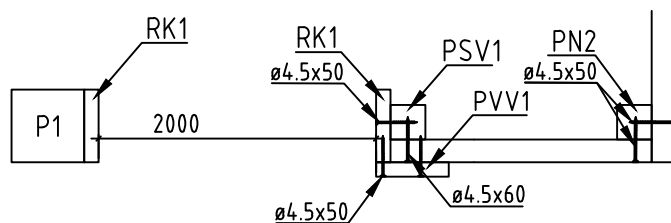
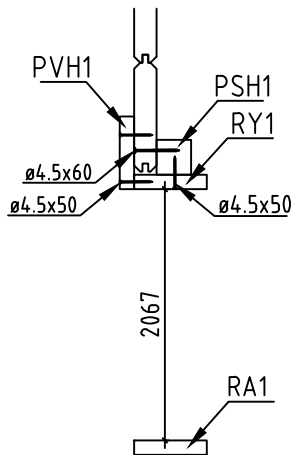


Name-Name-Nom 2826434		Page-Seite-Page 5
View-Aussicht-Vue VIEWS-ANSICHTEN-VUE DES MURS		Scale-Maßstab-Echelle 1:30
Material-Material-Matériel 28x135		Date-Datum-Date 29.08.2023
Drafter-Zeichner-Rédacteur EJ	File	

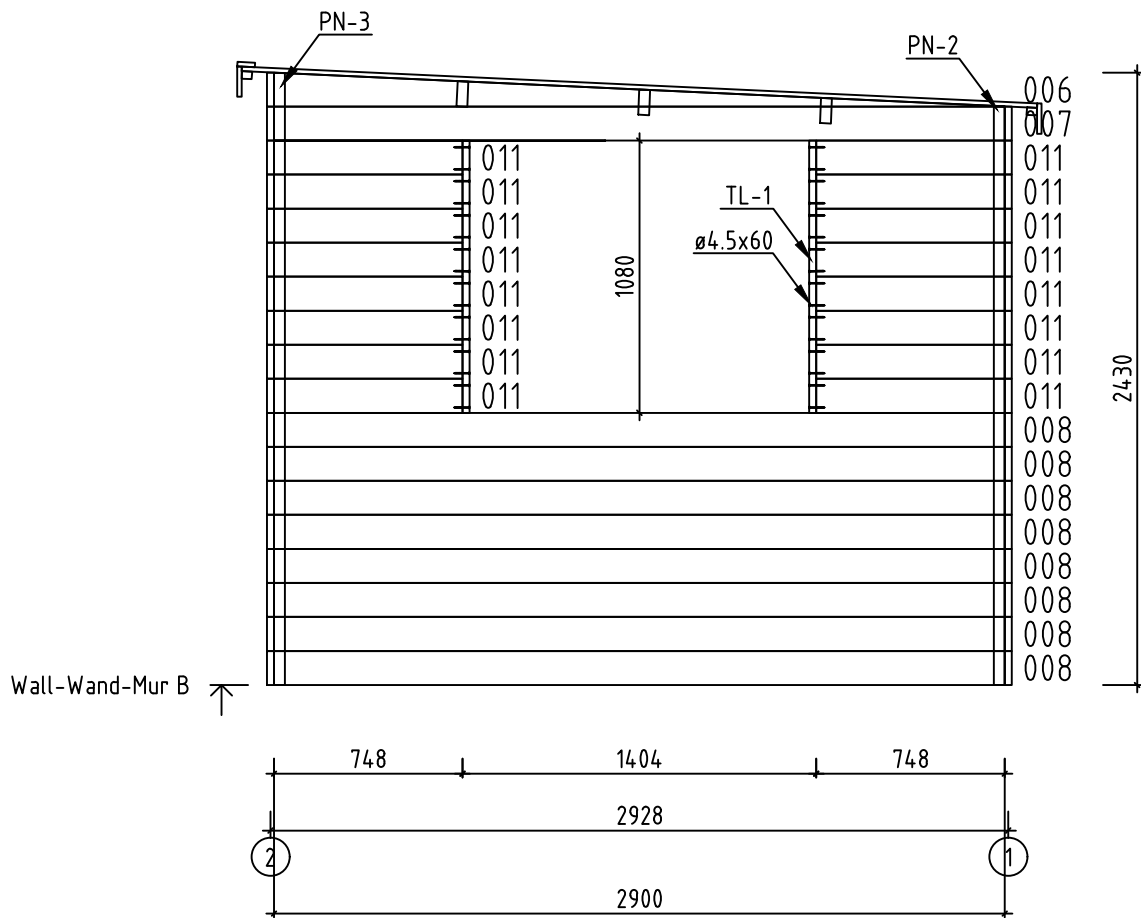


A-A

B-B

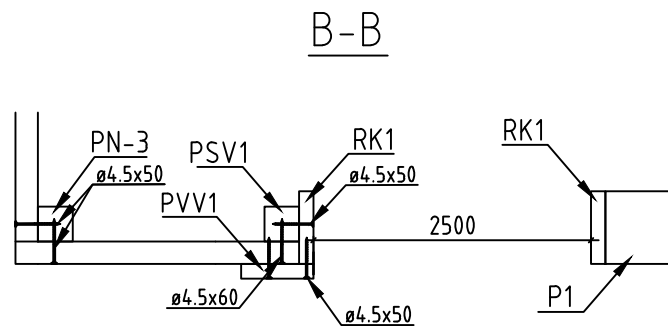
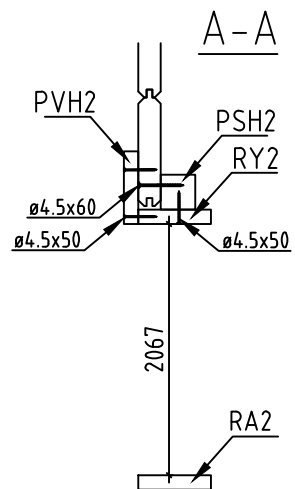
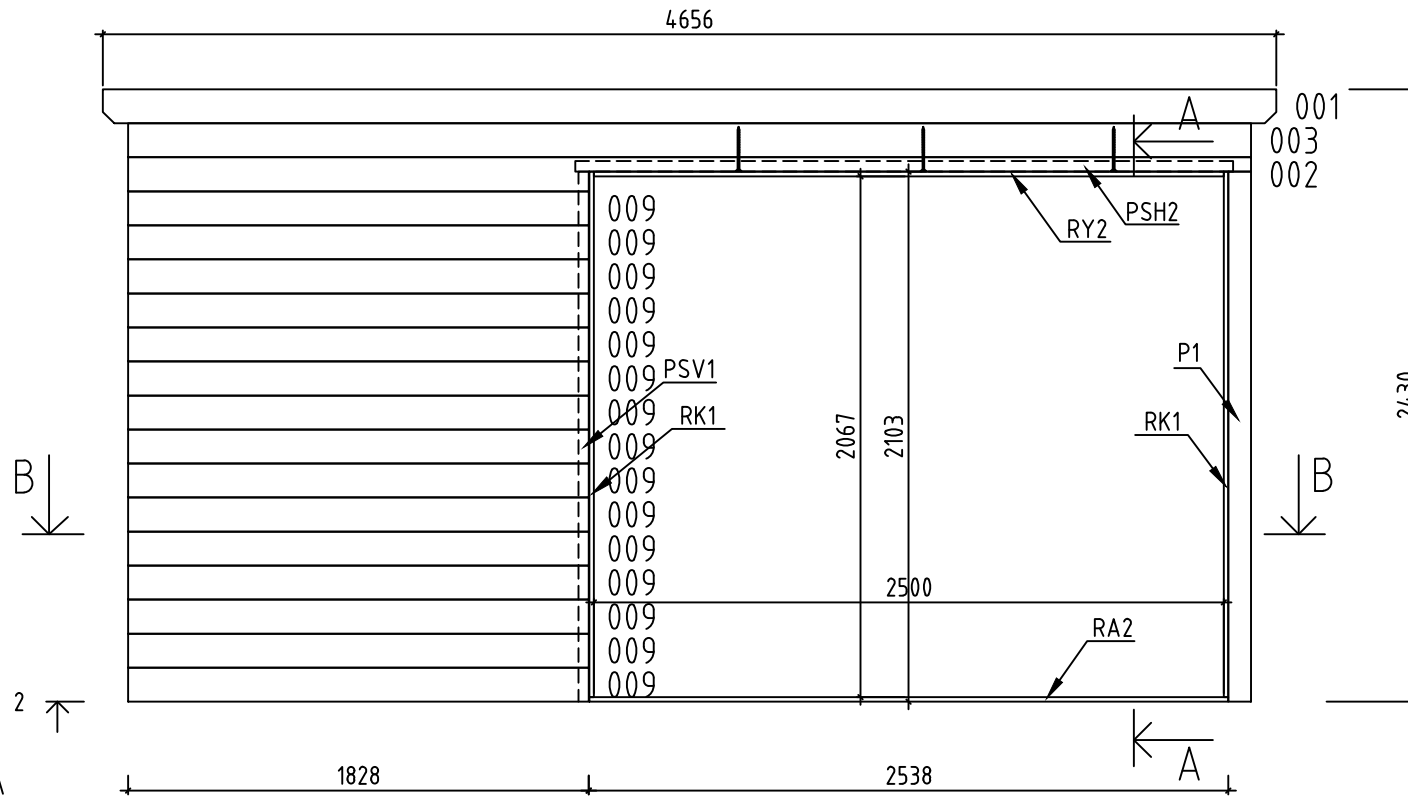


Name-Name-Nom 2826434		Page-Seite-Page 6
View-Aussicht-Vue Wall-Wand-Mur A		Scale-Maßstab-Echelle 1:30
Material-Material-Matériel 2.8x13.5		Date-Datum-Date 29.08.2023
Drafter-Zeichner-Rédacteur EJ	File	


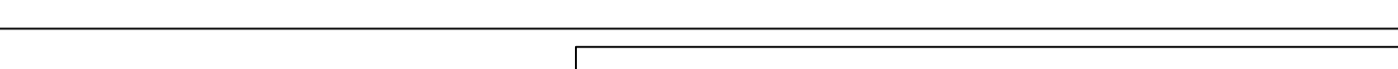







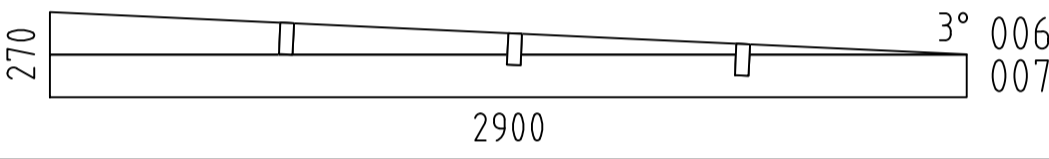
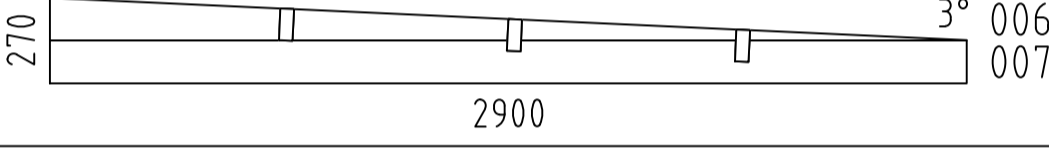













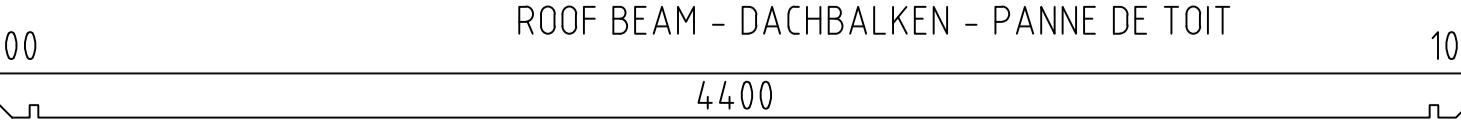


Name-Name-Nom 2826434		Page-Seite-Page 7
View-Aussicht-Vue Wall-Wand-Mur B		Scale-Maßstab-Echelle 1:30
Material-Material-Matériel 2.8x13.5		Date-Datum-Date 29.08.2023
Drafter-Zeichner-Rédacteur EJ	File	



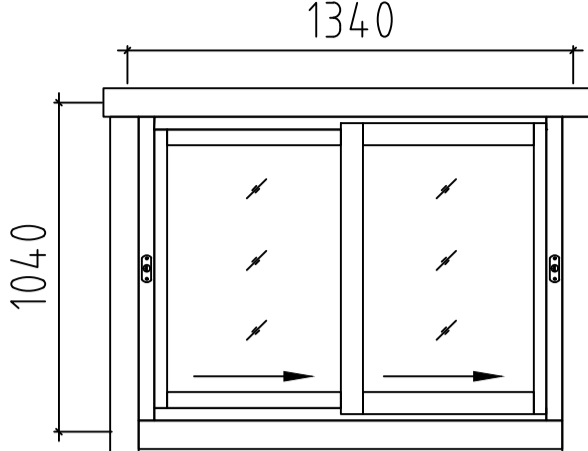
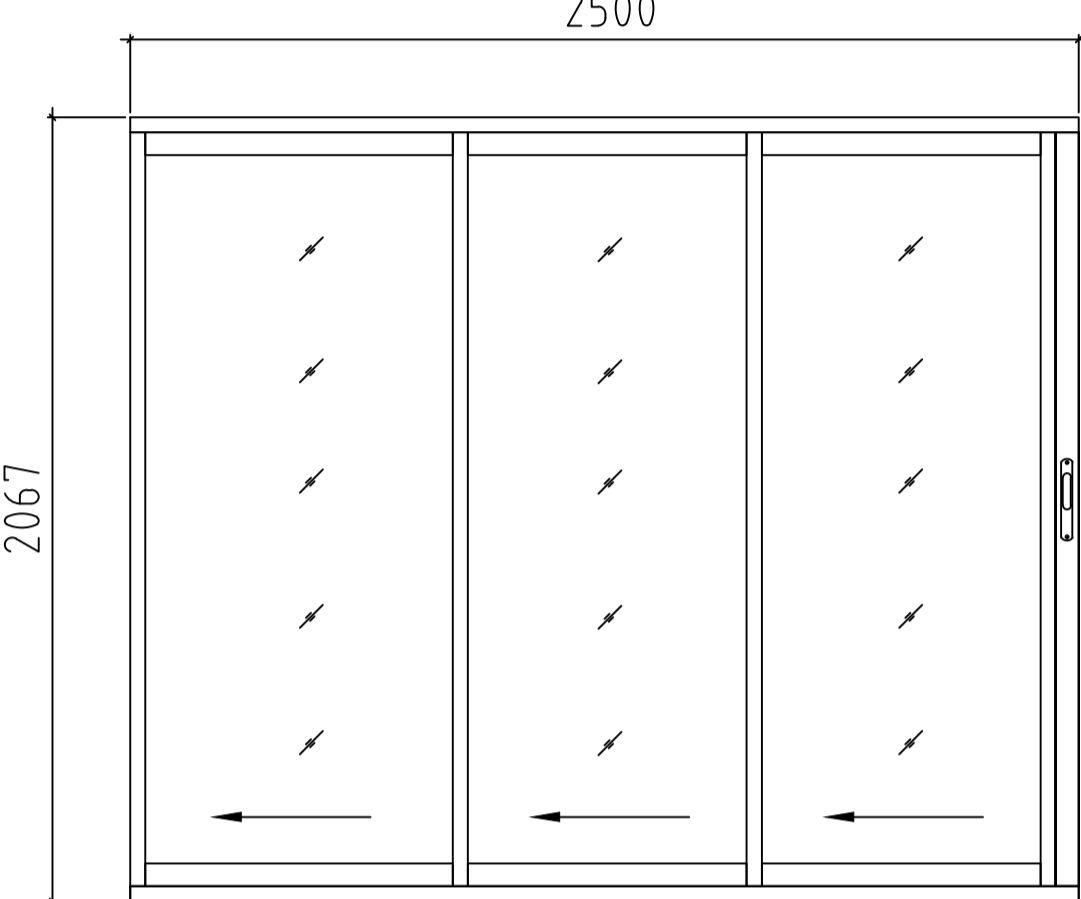
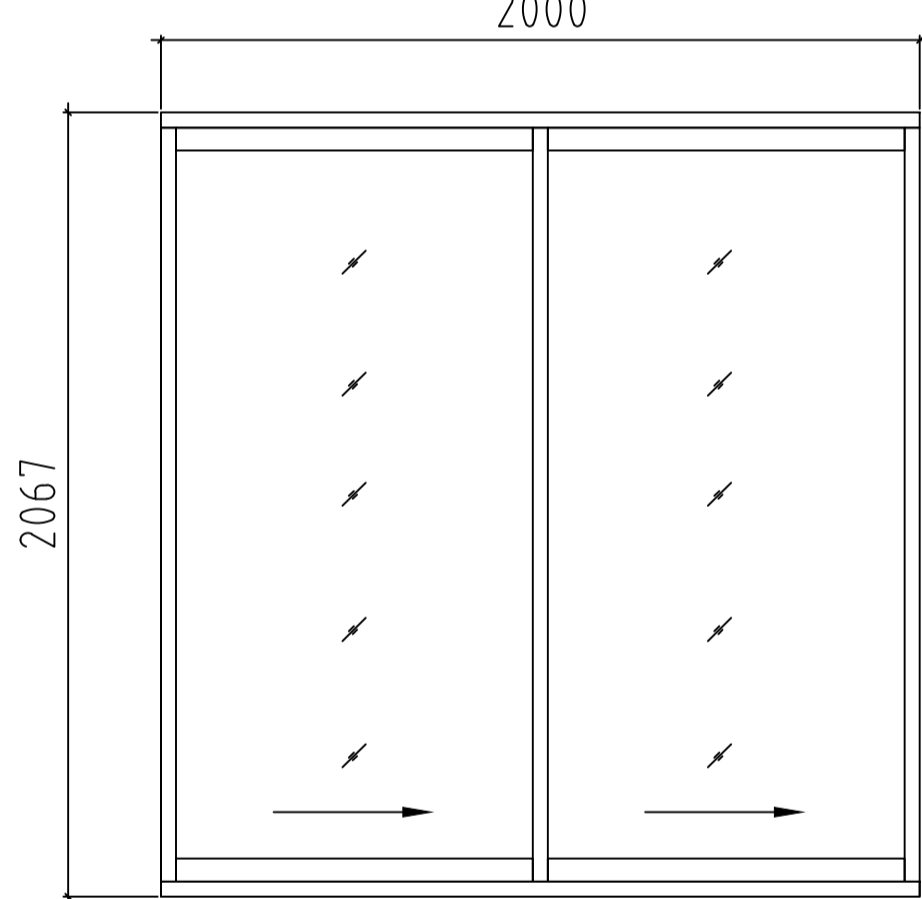


Name-Name-Nom 2826434		Page-Seite-Page 9
View-Aussicht-Vue SEIN 2		Scale-Maßstab-Echelle 1:30
Material-Material-Matériel 2.8x13.5		Date-Datum-Date 29.08.2023
Drafter-Zeichner-Rédacteur EJ	File	

Pos	2826434 Piece list - Stückliste - Liste des pieces	Q.	P (mm)	L (mm)
001		2	28x135	4656
002		1	28x135	4456
003		17	28x135	4456
004	SPARE BEAM-ERZATZBOHLE-FAISCEAU DE RECHANGE 	1	28x135	4456
005		1	28x135	2900
008		8	28x135	2900
009		15	28x135	1828
010		15	28x135	800
011		16	28x135	748
WA-1		1		
WB-1		1		
P1	POST - PFOSTEN - POTEAU 	1	90x90	2103
EE1	HOLDER FOR EAVES BOARDS - TRÄGER FÜR TRAUFBRETTEN - BLOC DE DISTANCE 	8	43x70	100
RA2	COVERING MOULDING - DECKUNGSPROFIL - PROFILS DE FINITION (IMM) 	1	18x90	2536
RA1	COVERING MOULDING - DECKUNGSPROFIL - PROFILS DE FINITION (IMM) 	1	18x90	2036
RY2	COVERING MOULDING - DECKUNGSPROFIL - PROFILS DE FINITION 	1	18x90	2500
RY1	COVERING MOULDING - DECKUNGSPROFIL - PROFILS DE FINITION 	1	18x90	2000
RK1	COVERING MOULDING - DECKUNGSPROFIL - PROFILS DE FINITION 	4	18x90	2085
PVH2	FASCIA BOARDS - ZIERLEISTEN - BAGUETTE DE BORDURE 	1	90x18	2710
PVH1	FASCIA BOARDS - ZIERLEISTEN - BAGUETTE DE BORDURE 	1	90x18	2230
PVV1	FASCIA BOARDS - ZIERLEISTEN - BAGUETTE DE BORDURE 	2	90x18	2070
PSH2	FASCIA BOARDS - ZIERLEISTEN - BAGUETTE DE BORDURE 	1	43x43	2610
PSH1	FASCIA BOARDS - ZIERLEISTEN - BAGUETTE DE BORDURE 	1	43x43	2110
PSV1	FASCIA BOARDS - ZIERLEISTEN - BAGUETTE DE BORDURE 	2	43x43	2103
RB1	ROOF BEAM - DACHBALKEN - PANNE DE TOIT 	3	43x140	4656

Pos	2826434 Piece list - Stückliste - Liste des pieces		Q.	P (mm)	L (mm)
R-1	ROOF BOARDS - DACHBRETTER - VOLIGES	 or-oder-ou	53+1 41+1	88x18 114x18	3159
KLS-1	COVERING BOARD - DECKENLEISTEN - PROFILS DE FINITION		2	18x90	2295
TBE7-1	CORNER FILLET - ECKLEISTE - BAGUETTE DE FIXATION DU ANGLE		1	18x70	135
TBE7-2	CORNER FILLET - ECKLEISTE - BAGUETTE DE FIXATION DU ANGLE		2	18x70	2160
TBE7-3	CORNER FILLET - ECKLEISTE - BAGUETTE DE FIXATION DU ANGLE		1	18x70	2295
TBE8-1	CORNER FILLET - ECKLEISTE - BAGUETTE DE FIXATION DU ANGLE		1	18x90	270
TBE8-2	CORNER FILLET - ECKLEISTE - BAGUETTE DE FIXATION DU ANGLE		2	18x90	2295
TBE8-3	CORNER FILLET - ECKLEISTE - BAGUETTE DE FIXATION DU ANGLE		1	18x90	2430
PN-1	CORNER FILLET - ECKLEISTE - BAGUETTE DE FIXATION DU ANGLE		1	43x43	325
PN-2	CORNER FILLET - ECKLEISTE - BAGUETTE DE FIXATION DU ANGLE		2	43x43	2295
PN-3	CORNER FILLET - ECKLEISTE - BAGUETTE DE FIXATION DU ANGLE		1	43x43	2430
GB-1	GABLE MOULDING - GIEBELLEISTE - PLANCHE DE RIVE		2	18x120	3165
EB-1	EAVES BOARD - TRAUFBRETT - BANDEAU DE TOIT		2	18x120	4692
ES-1	ROOF EDGE REINFORCEMENT - DACHRANDVERSTÄRKUNG - CORNIERE DE RENFORT DE BORD DE TOIT		2	30x40	4656
TL-1	FIXING FILLET - FIXIRUNGSLEISTE - PROFIL DE FIXATION		2	28x28	1080
GS-1	ROOFING FELT FILLET - DACHPAPPENLEISTE - BAGUETTE DE FIXATION DU FEUTRE BITUMEUX		2	18x70	3125
GS-2	ROOFING FELT FILLET - DACHPAPPENLEISTE - BAGUETTE DE FIXATION DU FEUTRE BITUMEUX		1	18x70	4692
BNL-1	SHEET METAL FOR OUTSIDE CORNERS (Anthracite) - BLECH FÜR AUSSENECKEN (Anthracite) - HABILLAGE MÉTALLIQUE D'ANGLES (Anthracite)		1	90x90	135
BNL-2	SHEET METAL FOR OUTSIDE CORNERS (Anthracite) - BLECH FÜR AUSSENECKEN (Anthracite) - HABILLAGE MÉTALLIQUE D'ANGLES (Anthracite)		2	90x90	2160
BNL-3	SHEET METAL FOR OUTSIDE CORNERS (Anthracite) - BLECH FÜR AUSSENECKEN (Anthracite) - HABILLAGE MÉTALLIQUE D'ANGLES (Anthracite)		1	90x90	2295
BUN-1	SHEET METAL FOR ROOF COMPLETION (Anthracite) - BLECH FÜR DACH ABSCHLUSS (Anthracite) - FINITION DU TOIT (Anthracite)		2	70x52	280
BL-1	SHEET METAL FOR ROOF COMPLETION (Anthracite) - BLECH FÜR DACH ABSCHLUSS (Anthracite) - FINITION DU TOIT (Anthracite)		1	70x52	900
BL-2	SHEET METAL FOR ROOF COMPLETION (Anthracite) - BLECH FÜR DACH ABSCHLUSS (Anthracite) - FINITION DU TOIT (Anthracite)		2	70x52	2000
BU-1	SHEET METAL FOR ROOF COMPLETION (Anthracite) - BLECH FÜR DACH ABSCHLUSS (Anthracite) - FINITION DU TOIT (Anthracite)		1	70x52	1400
BU-2	SHEET METAL FOR ROOF COMPLETION (Anthracite) - BLECH FÜR DACH ABSCHLUSS (Anthracite) - FINITION DU TOIT (Anthracite)		6	70x52	1550
Name-Name-Nom 2826434		Date-Datum-Date 29.08.2023	Page-Seite-Page 2/4		



Pos	2826434 Piece list - Stückliste - Liste des pieces	Q.	P (mm)	L (mm)
	WINDOW-FENSTER-FENETRE, ALU 	R	1 1340x1040	
	DOOR-TÜR-PORTE, ALU 	L	1 2500x2067	
	DOOR-TÜR-PORTE, ALU 	R	1 2000x2067	