

Date rev. Description

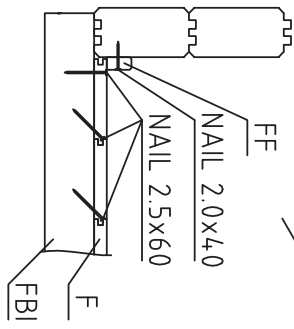

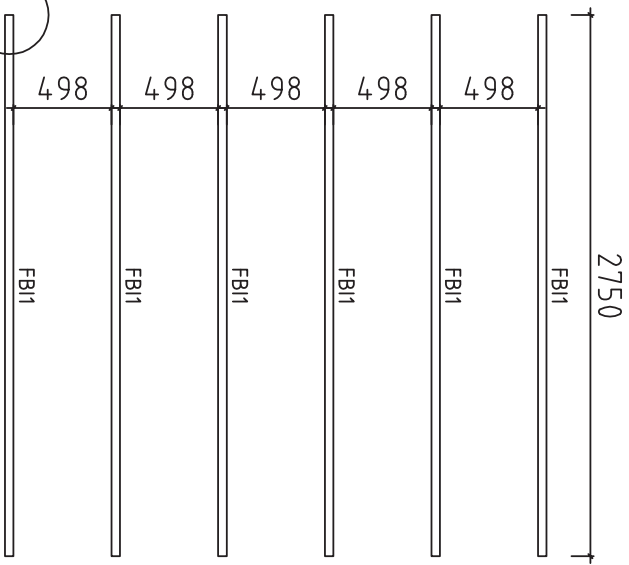
V 1.0

House	2814000	Sheet	1
-------	---------	-------	---


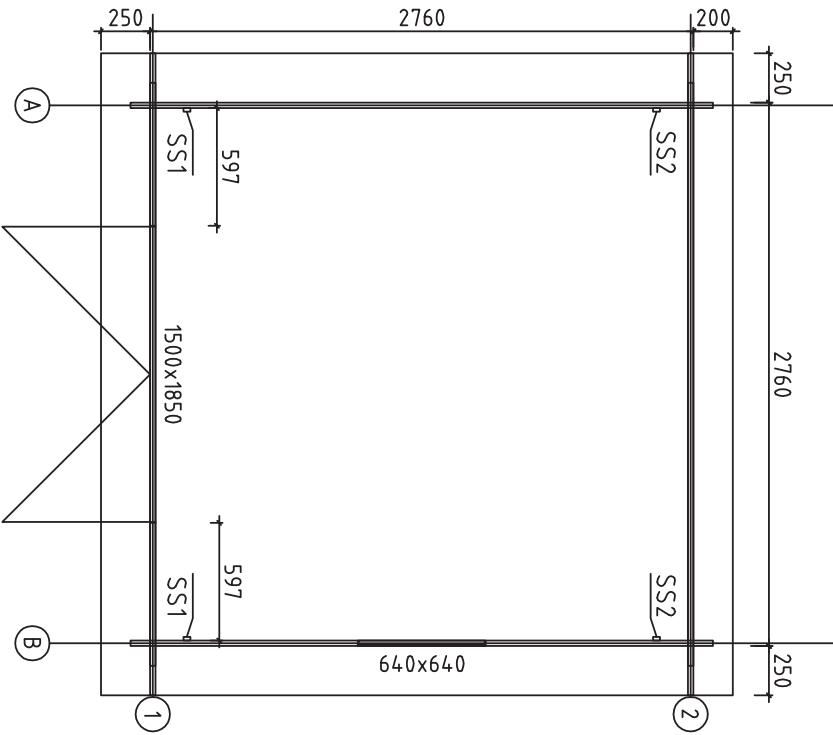
Drawing	3D	Scale	
---------	----	-------	--

Material	28X135	Date	31.05.2022
----------	--------	------	------------

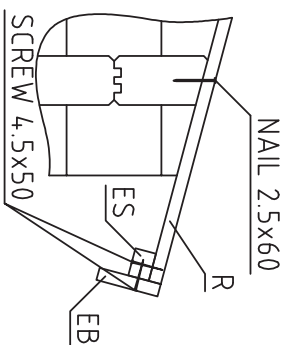
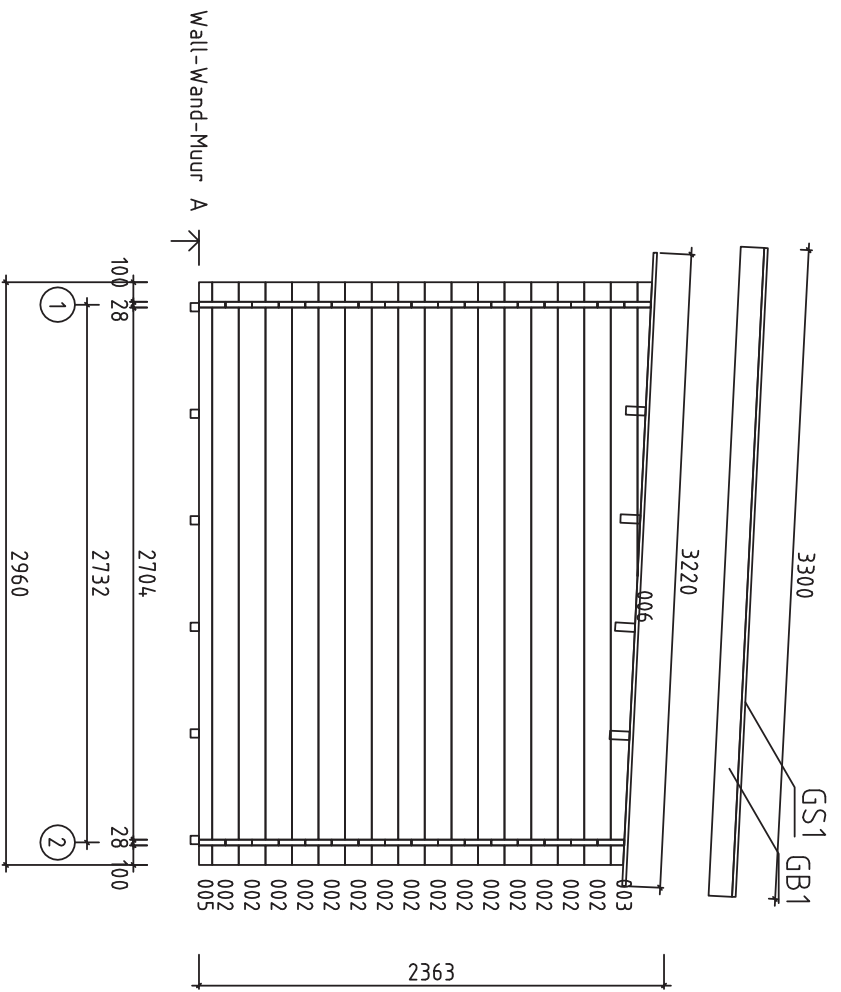
Drawer	K.K.	File	2814000 3D.dwg
--------	------	------	----------------



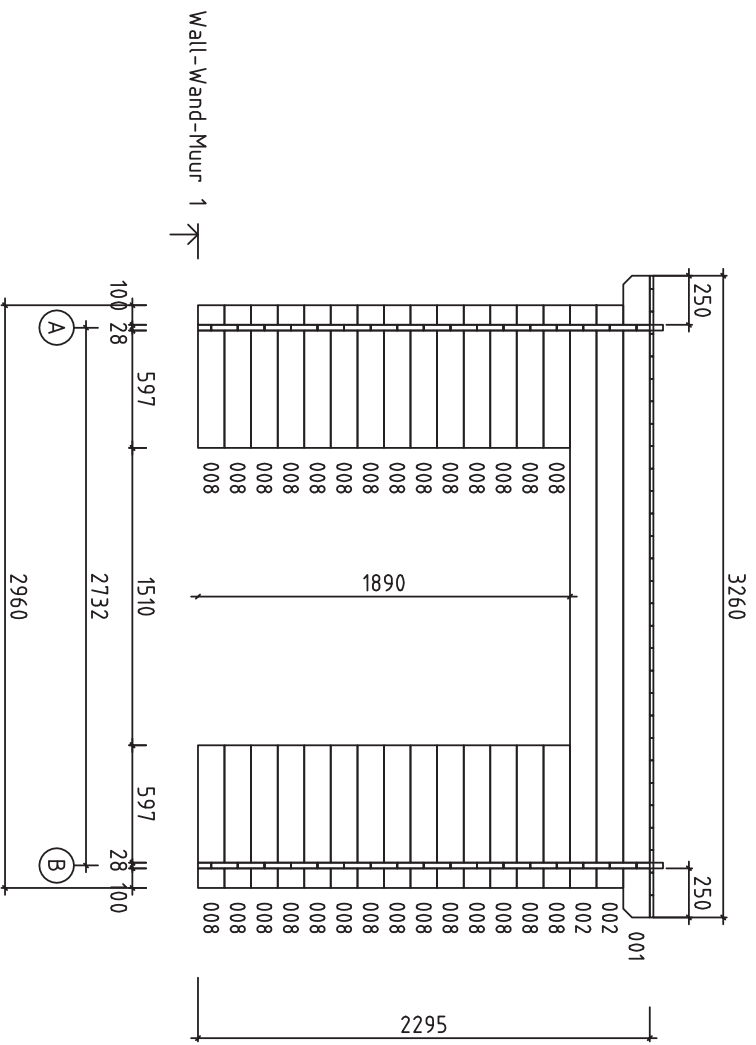
House	2814,000	Sheet	2
Drawing	FLOORBEAMS	Scale	1:35
Material	4,3x4,3	Date	31.05.2022
Drawer	K.K.	File	2814,000.dwg



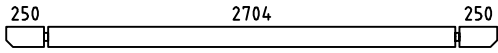
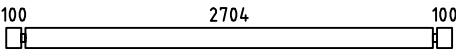
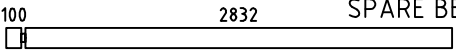
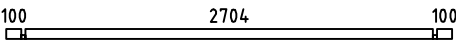

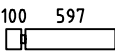
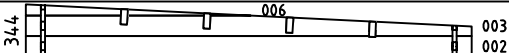
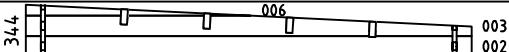


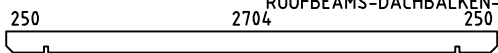














House	2814,000	Sheet	3
Drawing	Plan	Scale	1:35
Material	28x135	Date	31.05.2022
Drawer	K.K.	File	2814,000.dwg

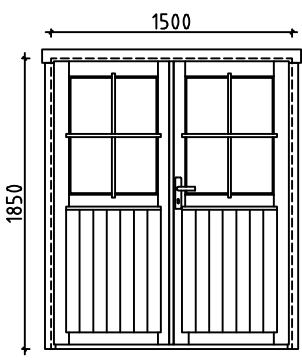
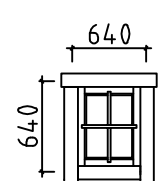


House	2814,000	Sheet	4
Drawing	WALL - WAND - MUUR A	Scale	1:35
Material	2.8x13.5	Date	31.05.2022
Drawer	K.K.	File	2814,000.dwg



House	2814,000	Sheet	6
Drawing	WALL - WAND-MUUR 1	Scale	1:35
Material	2.8x13.5	Date	31.05.2022
Drawer	K.K.	File	2814,000.dwg

Pos	Specification-Bestimmung-Omschrijving 2814.000	Pcs	Profile (mm)	L (mm)		
001	 PM	2	28x135	3260		
002		40	28x135	2960		
004	 SPARE BEAM-ERZATZBOHLE-VOORRAADPLANK	1	28x135	2960		
005		2	28x68	2960		
007		10	28x135	1155		
008		28	28x135	725		
WA-1		1	28x344	2960		
WB-1		1	28x344	2960		
HB	HIT BLOCK-SCHLAGHÖLZER-BLAZENPLANK 	2	28x135	300		
FBI1	FLOORBEAMS-FUSSBODENBALKEN-POUTRES DE FONDATION IMPRÉGNÉS  IMM	6	43x43	2750		
RB1	ROOFBEAMS-DACHBALKEN-DAKBALK 	4	43x140	3260		
F1	FLOORBOARD-FUSSBODENBRETT-PLANCHER  or-oder-ou	32+1 24+1	18x88 18x114	2700		
R1	ROOFBOARD-DACHBRETT-DAKPLANK  or-oder-of	38+1 29+1	18x88 18x114	3220		
FF1	FLOOR FILLET-FUSSBODENLEISTE-BAGUETTE DE FINITION DE PLANCHER 		18x35	11.0		
GB1	GABLE BOARD-GIEBELBLENDE-GEVELPLANK 	2	18x120	3300		
GS1	ROOF FELT FILLET-GIEBELLEISTE-GEVELLIJST 	2	18x70	3300		
GS2	ROOF FELT FILLET-GIEBELLEISTE-GEVELLIJST 	1	18x70	3260		
EB1	EAVE BOARD-TRAUFBRETT-AFDEKPLANK 	2	18x120	3260		
ES1	EAVE SLAT-TRAUFFENLEISTE-AFDEKLIJST 	2	30x40	3260		
SS1	STORM SLAT-STURMLEISTE-STORMLIJST 	2	35x18	2200		
SS2	STORM SLAT-STURMLEISTE-STORMLIJST 	2	35x18	2100		
	SCREWS-SCHRAUBEN-SCHROEF FOR-FÜR-VOOR SS1, SS2 	12	φ6.0	45		
	WASHER-SCHEIBE-SCHIJF FOR-FÜR-VOOR SS1, SS2 	12	φ6.0	18		
	NAIL-NAGEL-CLOUS FOR-FÜR-POUR FF1 	38	φ2.0	40		
	NAIL-NAGEL-NAGEL FOR-FÜR-VOOR F1, R1 	425	φ2.5	60		
Kood	2814.000	Materjal	File	2814.000.dwg	Leht	8

Pos	Specification-Bestimmung-Omschrijving 2814000	Pcs	Profile (mm)	L (mm)		
	SCREWS-SCHRAUBEN-SCHROEF FOR-FÜR-VOOR GB1, GS1, EB1, ES1	86	∅4.5	50		
	SCREWS-SCHRAUBEN-VIS 2x005 FOR-FÜR-POUR	12	∅4.5	90		
	SCREWS-SCHRAUBEN-SCHROEF FOR-FÜR-VOOR RB1	8	∅6.0	160		
	DOUBLEDOR-DOPPELTÜR-DUBBELE DEUR (right-rechts-rechts) AST_PL 	P 1 1 1 1 6 2	1500	1850		
	WINDOW-FENSTER-VENSTER 1 pcs-st (right-rechts-rechts)  Ast_KP	1 P.P. 1 1 2	640	640		
Kood	2814000	Materjal	File	2814000.dwg	Leht	9