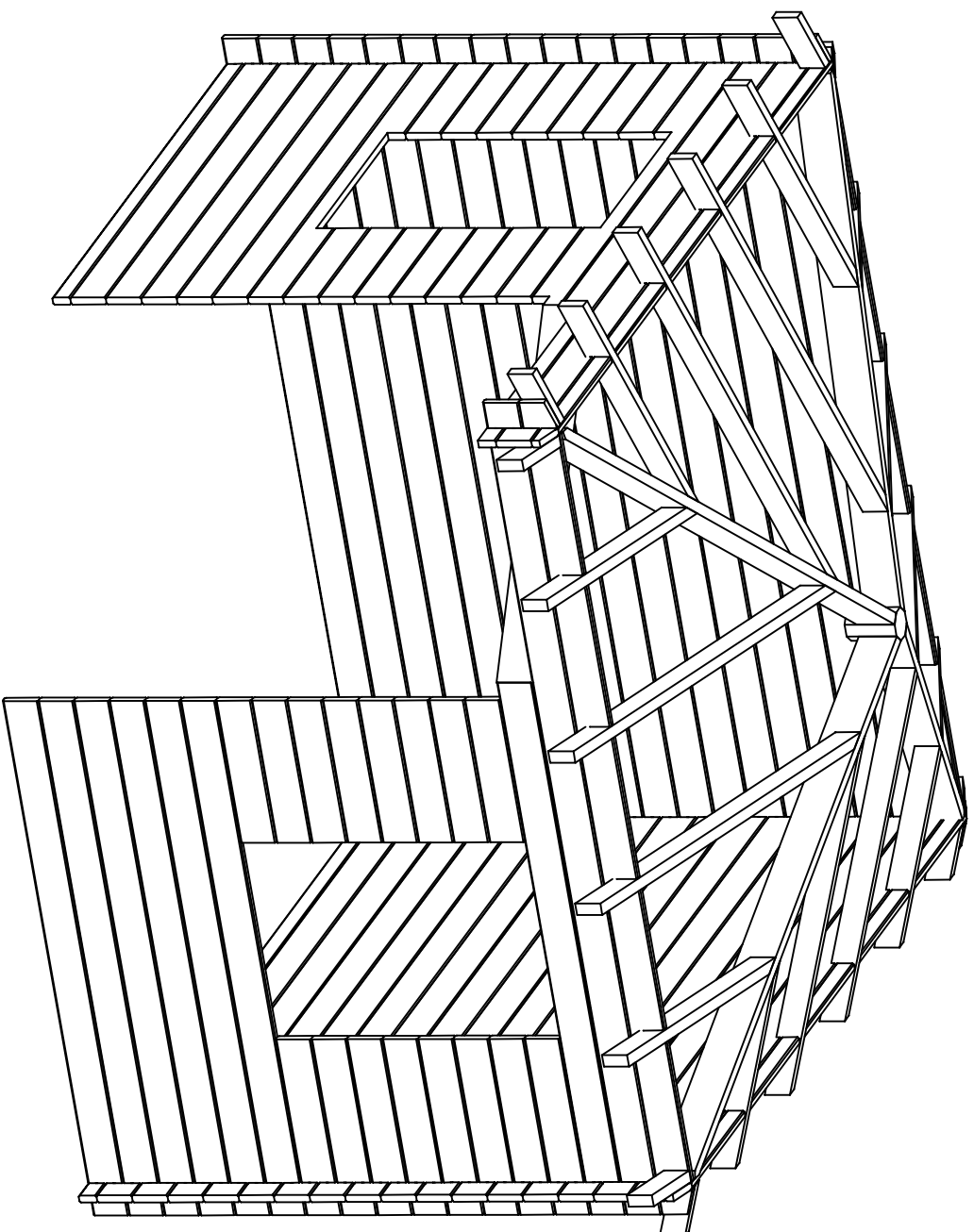
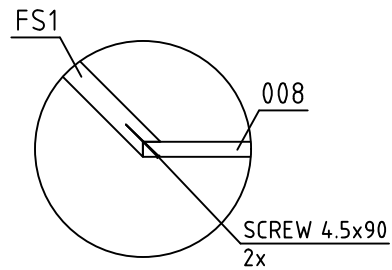
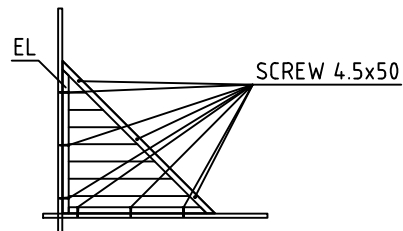
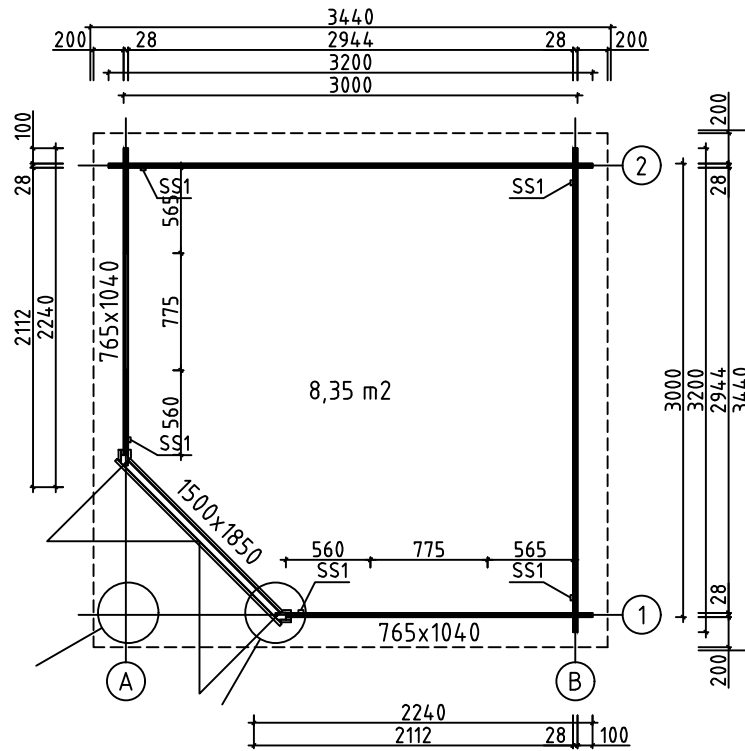


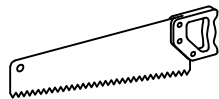
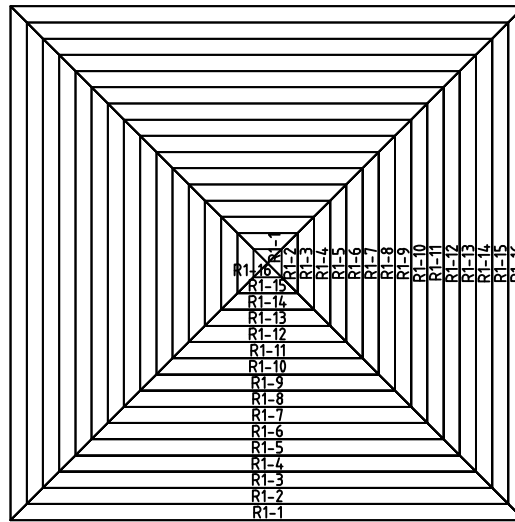
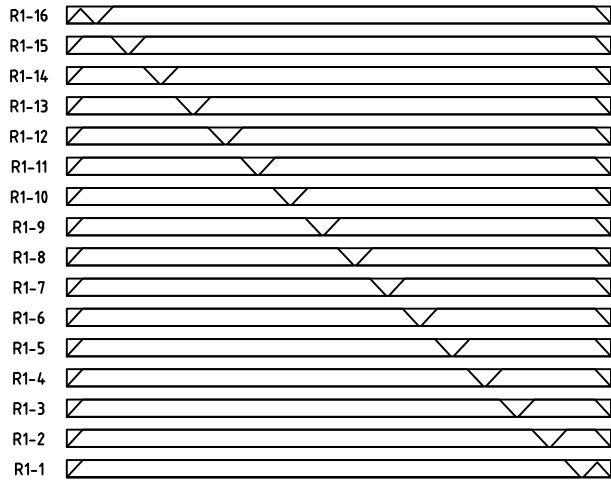
House	2827580	Sheet	1
Drawing	3D	Scale	
Material	28x135	Date	18.12.2023
Drawer	RP	File	2827580_3D.dwg



House	2827580	Sheet	2
Drawing	3D	Scale	
Material	28x135	Date	18.12.2023
Drawer	RP	File	2827580_3D.dwg



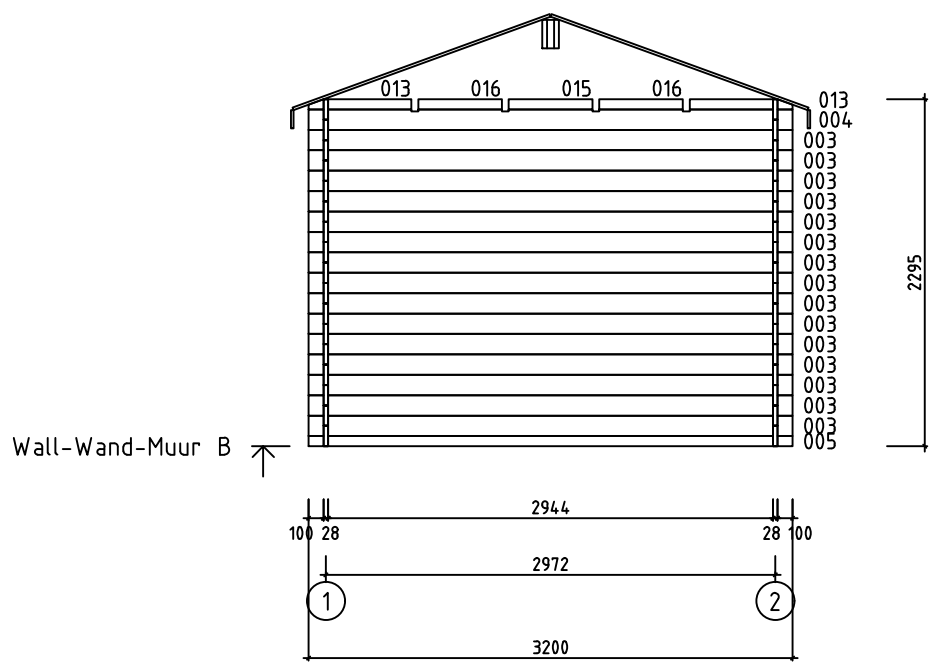
House	2827580	Sheet	3
Drawing	GRUNDPLAN-GRUNDPLAN-PLAN	Scale	1:50
Material	28x135	Date	18.12.2023
Drawer	RP	File	2827580.dwg



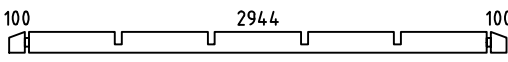

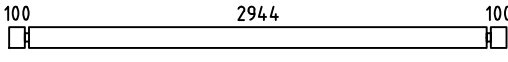
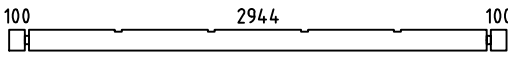
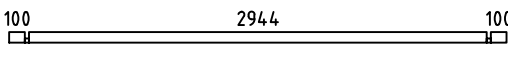
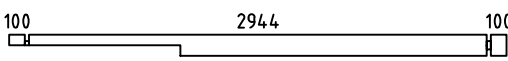
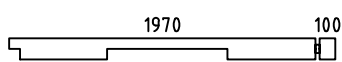
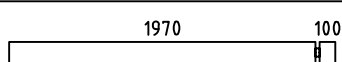

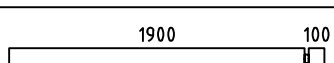















House	2827580	Sheet	5
Drawing	ROOFBOARD-DACHBRETT-DAKPLANK	Scale	1:50
Material	18x114	Date	18.12.2023
Drawer	RP	File	2827580.dwg




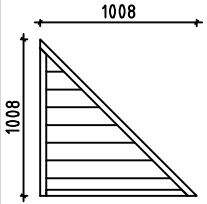









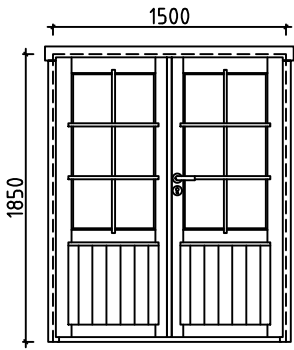
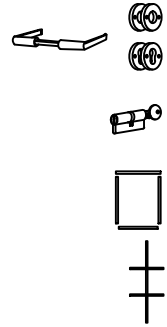
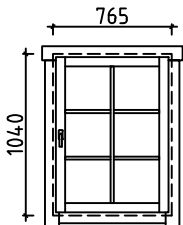
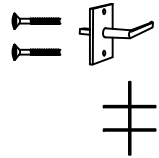
FR1

FR1



House	2827580	Sheet	7
Drawing	WALL-WAND-MUUR B	Scale	1:50
Material	28x135	Date	18.12.2023
Drawer	RP	File	2827580.dwg

Pos	Specification-Bestimmung-Omschrijving	Pcs	Profile (mm)	L (mm)		
001	 PM	2	28x135	3200		
002	SPARE BEAM-ERZATZBOHLE-VOORRAADPLANK 	1	28x135	3200		
003		32	28x135	3200		
004		2	28x135	3200		
005		1	28x68	3200		
006		1	28x135	3200		
007		1	28x135	2098		
008		1	28x135	2098		
009		1	28x135	2028		
010		11	28x135	2028		
011		1	28x68	2028		
012		15	28x135	693		
013		4	28x68	680		
014		15	28x135	560		
015		2	28x68	555		
016		4	28x68	553		
HB	HIT BLOCK-SCHLAGHÖLZER-BLAZENPLANK 	2	28x135	300		
FS1	FIXING SLAT-BEFESTIGUNGSLEISTE-BEVESTIGING PLINT 	1	43x140	1425		
FR5	ROOFBEAMS-DACHBALKEN-DAKBALK 	1	110x190	110		
FR3-1	RAFTER-SPARREN-DAKSPAR 	4	45x90	1514		
FR3-2	RAFTER-SPARREN-DAKSPAR 	4	45x90	1514		
FR2-1	RAFTER-SPARREN-DAKSPAR 	4	45x90	878		
FR2-2	RAFTER-SPARREN-DAKSPAR 	4	45x90	878		
FR1	RAFTER-SPARREN-DAKSPAR 	8	45x90	245		
FR4	RAFTER-SPARREN-DAKSPAR 	4	43x140	2129		
House	2827580	Material	File	2827580.dwg	Sheet	10

Pos	Specification-Bestimmung-Omschrijving	Pcs	Profile (mm)	L (mm)
R1	ROOFBOARD-DACHBRETT-DAKPLANK  or-oder-of	32+2 42+2	18x114 18x88	3600
GB1	GABLE BOARD-GIEBELBLENDE-GEVELPLANK 	4	18x120	3420
AB1	ASSEMBLING BOARD-MONTAGE BOARD-MONTAGE PLANK 	2	15x20	20
EL	ELEMENT-ELEMENTE-ELEMENTEN 	1	48x1008	1008
SS1	STORM SLAT-STURMLEISTE-STORMLIJST 	5	18x35	2160
	SCREWS-SCHRAUBEN-SCHROEF FOR-FÜR-VOOR SS1 	15	∅6.0	50
	WASHER-SCHEIBE-SCHIJF FOR-FÜR-VOOR SS1 	15	∅6.0	18
	NAIL-NAGEL-NAGEL FOR-FÜR-VOOR R1 	260	∅2.5	60
	SCREWS-SCHRAUBEN-SCHROEF FOR-FÜR-VOOR GB1, EL 	40	∅4.5	50
	SCREWS-SCHRAUBEN-SCHROEF FOR-FÜR-VOOR FR1 	32	∅4.5	70
	SCREWS-SCHRAUBEN-SCHROEF FOR-FÜR-VOOR FS1, 013, 015, 016 	30	∅4.5	90
	SCREWS-SCHRAUBEN-SCHROEF FOR-FÜR-VOOR FR2-1, FR2-2, FR3-1, FR3-2 	40	∅5.0	120
	SCREWS-SCHRAUBEN-SCHROEF 001, 003, 006 FOR-FÜR-VOOR FR2-1, FR2-2, FR3-1, FR3-2, FR4, FR5 	40	∅6.0	160
	DOUBLEDOOR-DOPPELTÜR-DUBBELE DEUR (right-rechts-rechts) AST_PL  	P 1 1 1 2	1500	1850
	WINDOW-FENSTER-VENSTER (1x right-rechts-rechts; 1x left-links-links) AST  	P+V 2 2	765	1040
House 2827580	Material	File 2827580.dwg	Sheet 11	

#001	1,2	3200	2
#002		3200	1
#003	1,2,B	3200	32
#004	A,B	3200	2
#005	B	3200	1
#006	A	3200	1
#007	A	2098	1
#008	1	2098	1
#009	A	2028	1
#010	1,A	2028	11
#011	A	2028	1
#012	1,A	693	15
#013	A,B	680	4
#014	1,A	560	15
#015	A,B	555	2
#016	A,B	553	4