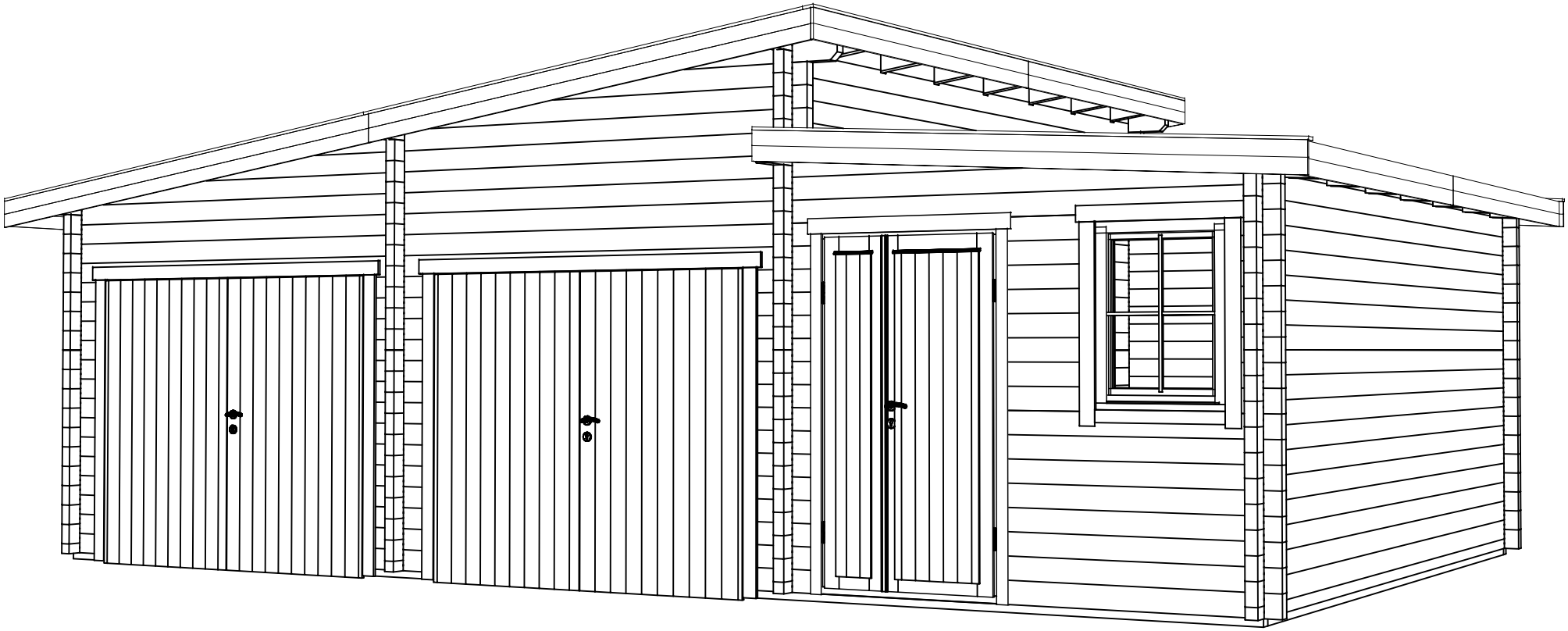

Model	7022282	Seite/Page	1
Zeichnung/Drawing	3 D	Maßstab/Scale	
Profil/Profile	70X135	Datum/Date	23.04.2023
Zeichner/Drafter	SRM	File	7022282.dwg

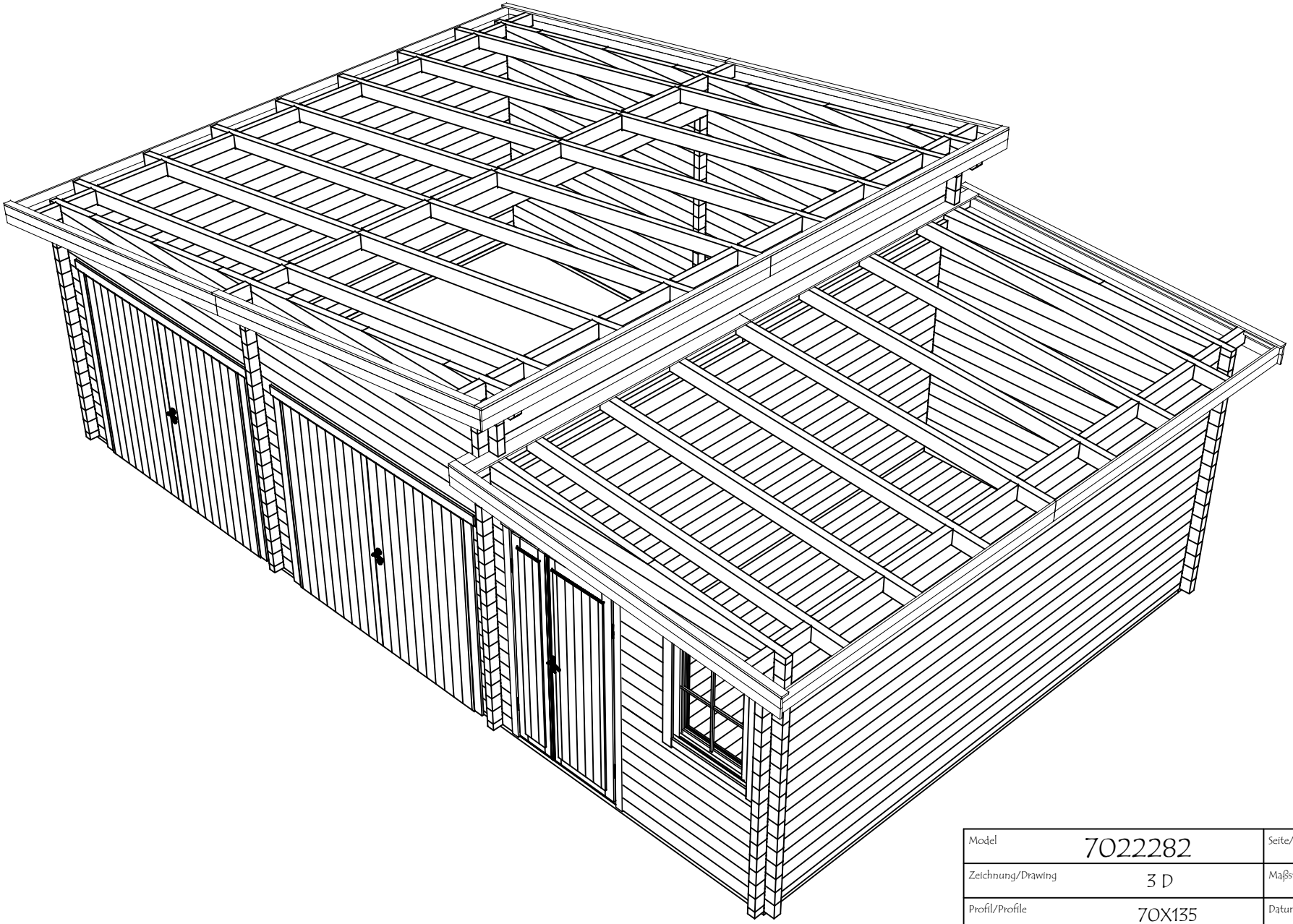

Model	7022282	Seite/Page	2
Zeichnung/Drawing	3 D	Maßstab/Scale	
Profil/Profile	70X135	Datum/Date	23.04.2023
Zeichner/Drafter	SRM	File	7022282.dwg

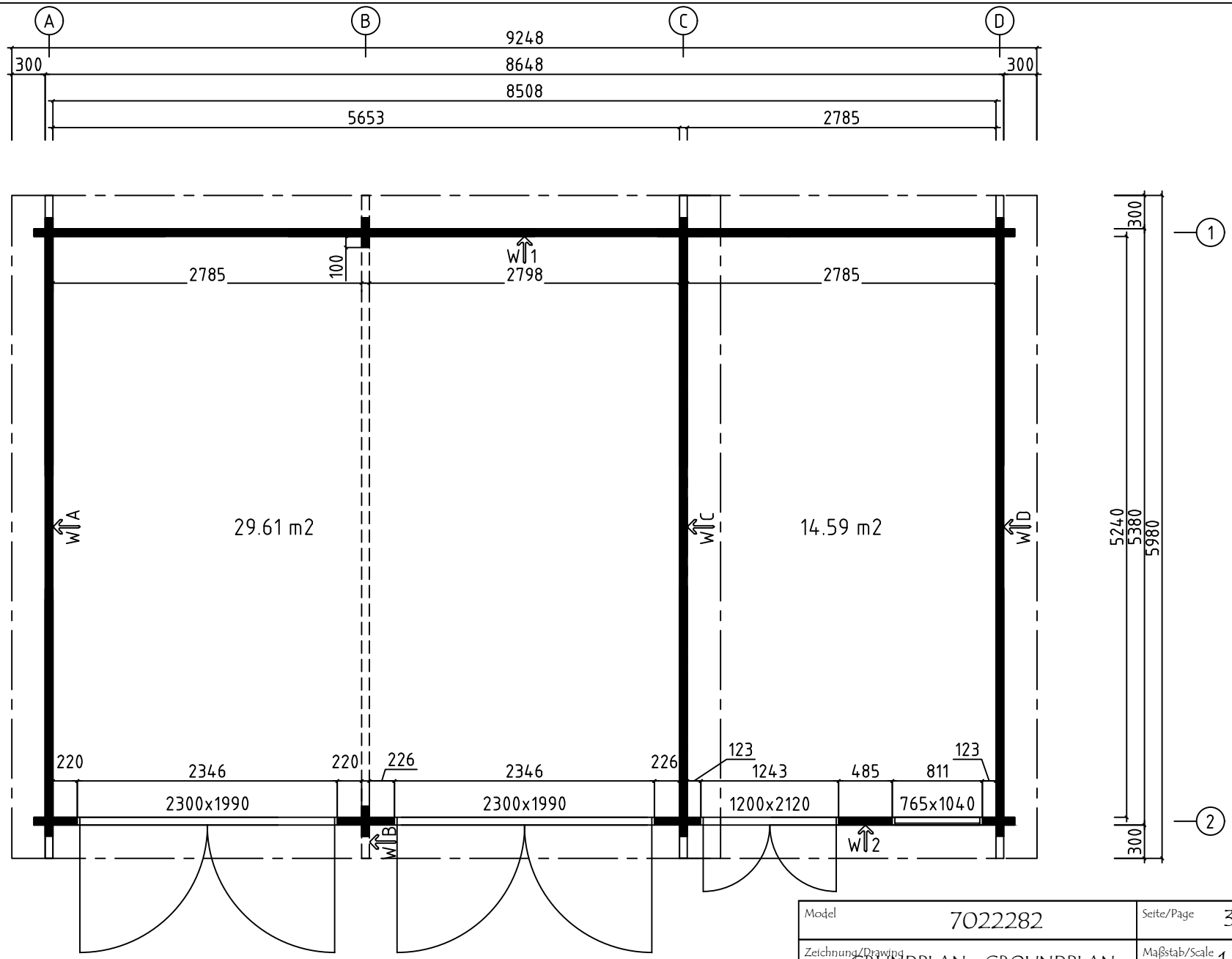

Model	7022282	Seite/Page	3
Zeichnung/Drawing	GRUNDPLAN - GROUNDPLAN	Maßstab/Scale	1:50
Profil/Profile	70X135	Datum/Date	23.04.2023
Zeichner/Drafter	SRM	File	7022282.dwg

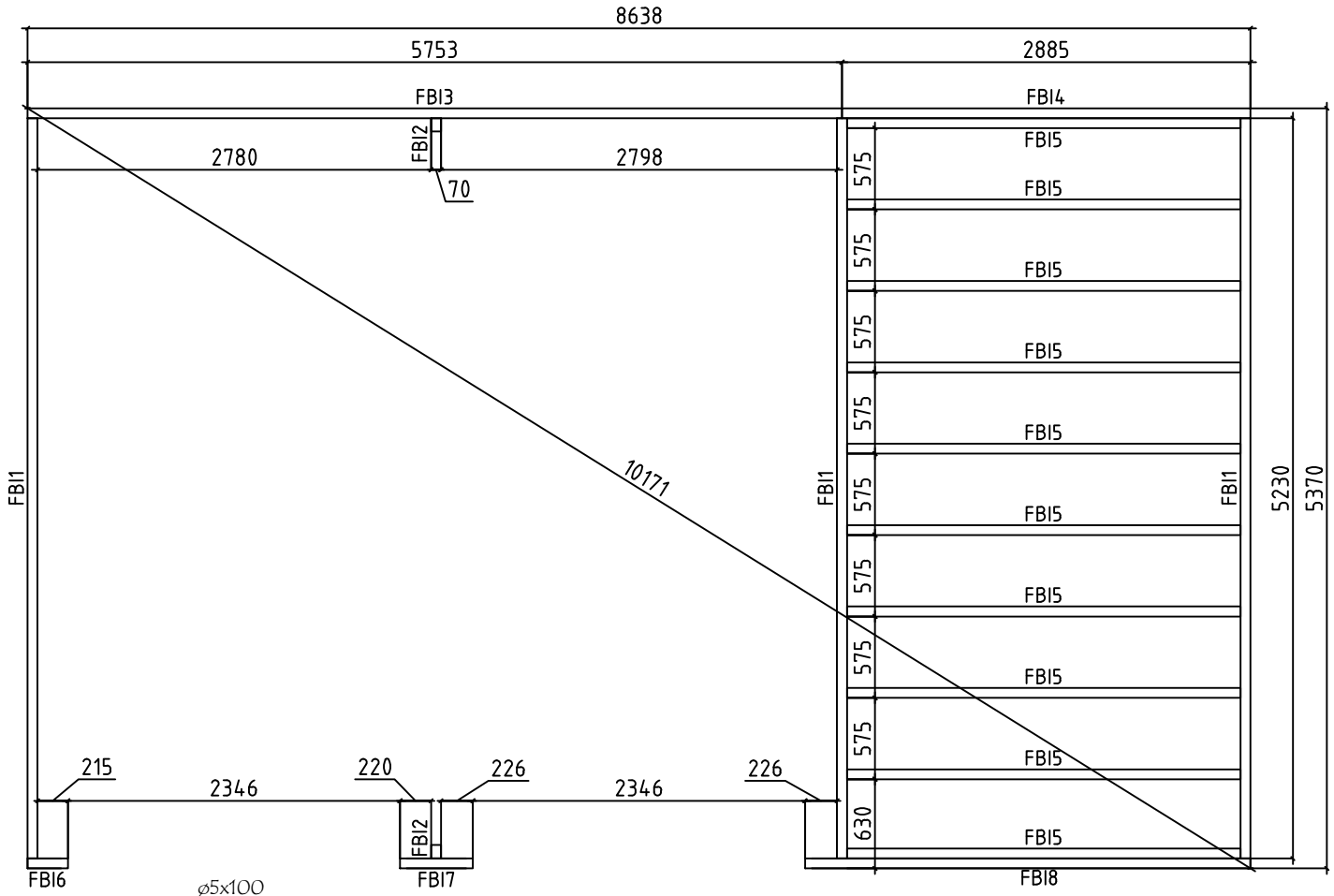

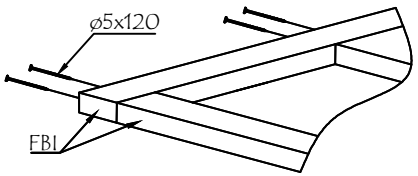

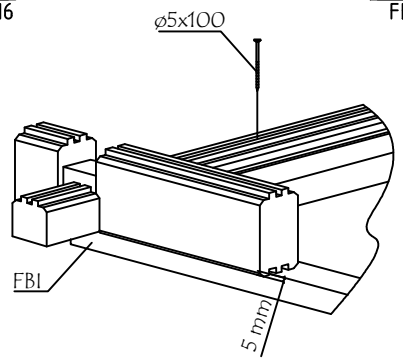

Model	7022282	Seite/Page	4
Zeichnung/Drawing FUNDAMENTHOLZ (1MM) - FOUNDATION BEAM (1MM)		Maßstab/Scale	1:50
Profil/Profile	70x45	Datum/Date	23.04.2023
Zeichner/Drafter	SRM	File	7022282.dwg

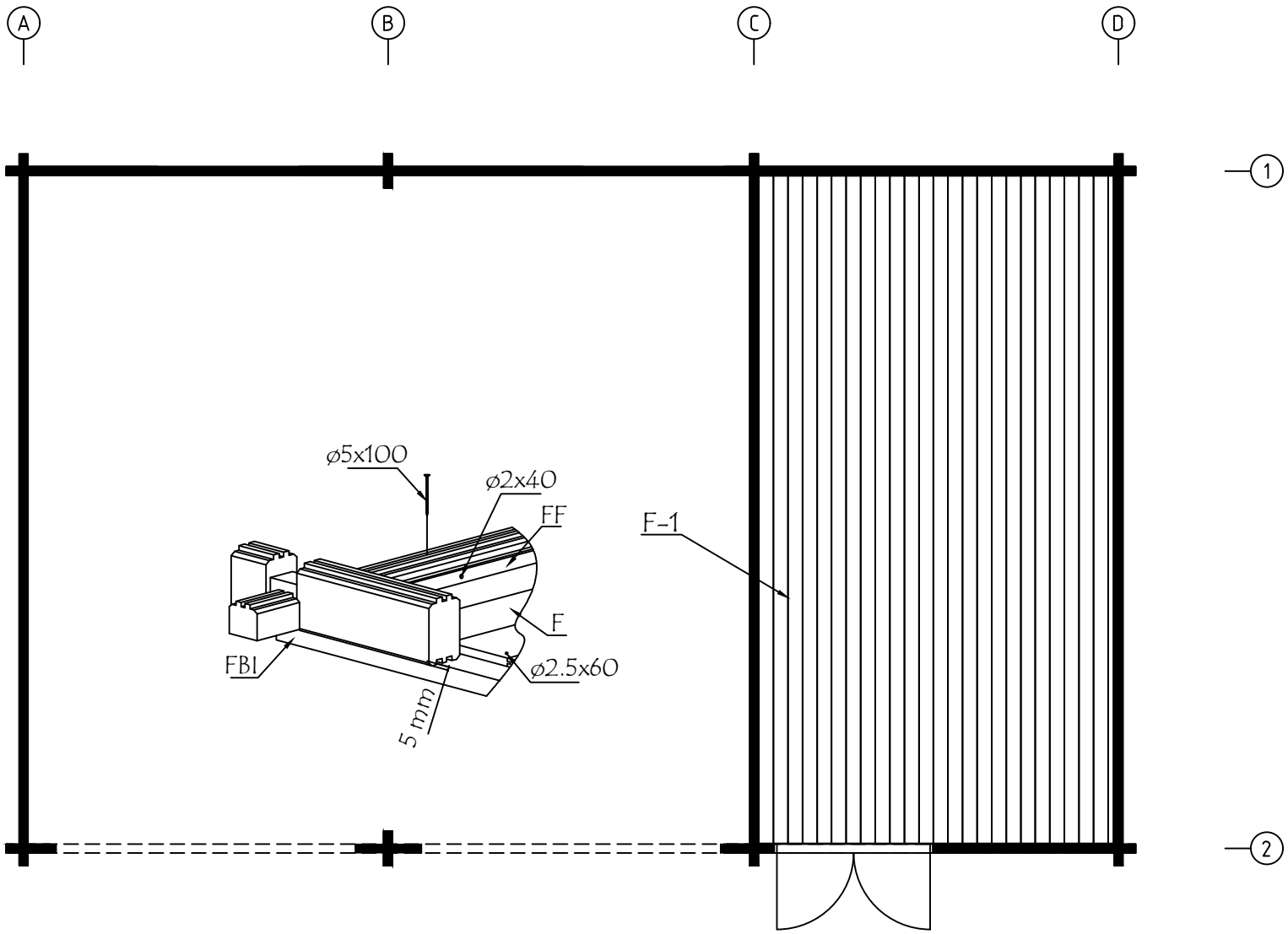

Model	7022282	Seite/Page	5
Zeichnung/Drawing	FUSSBODENBRETTER-FLOOR BOARDS	Maßstab/Scale	1:50
Profil/Profile	114x28	Datum/Date	23.04.2023
Zeichner/Drafter	SRM	File	7022282.dwg

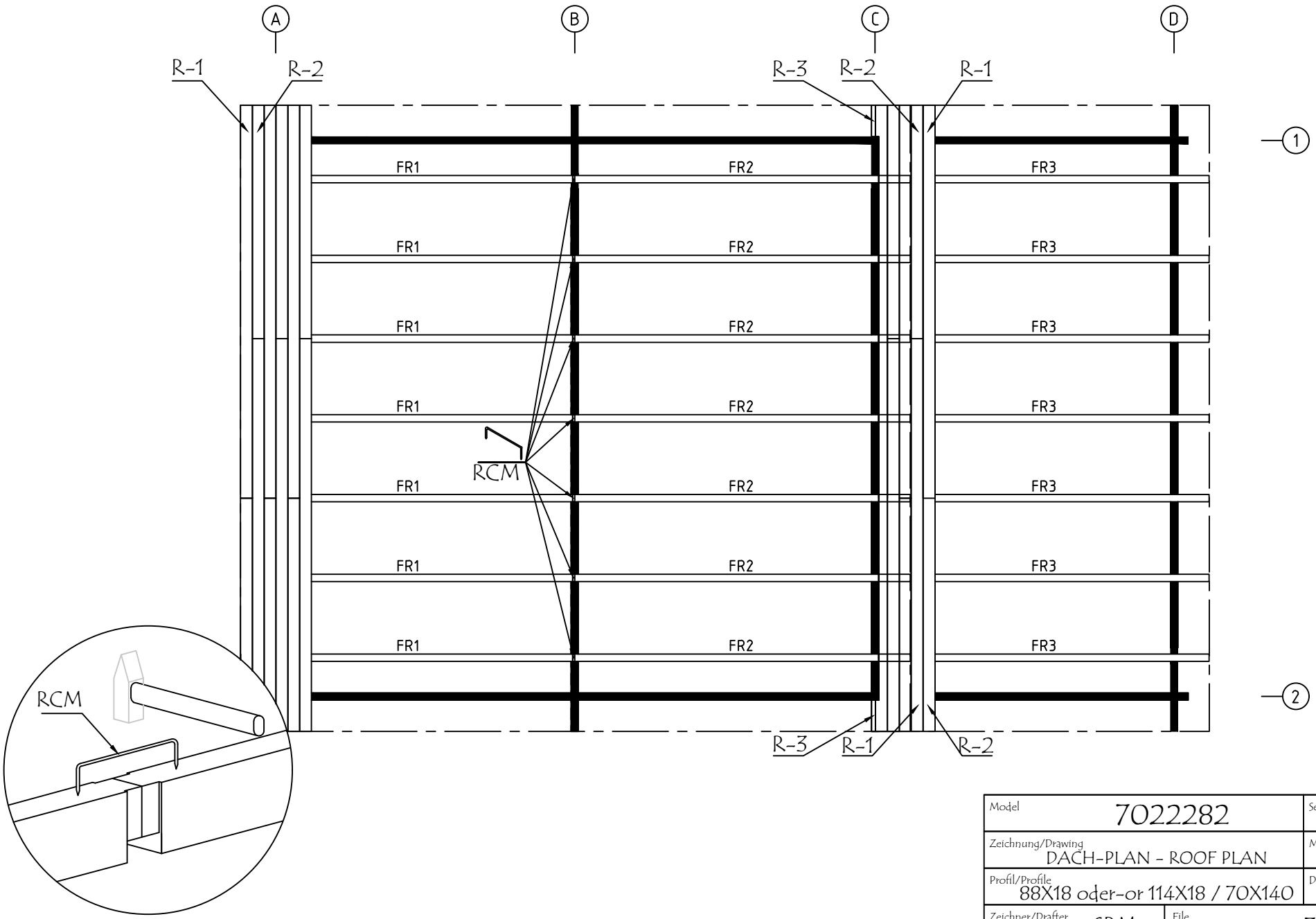

Model	7022282	Seite/Page	6
Zeichnung/Drawing	DACH-PLAN - ROOF PLAN	Maßstab/Scale	1:50
Profil/Profile	88X18 oder-or 114X18 / 70X140	Datum/Date	23.04.2023
Zeichner/Drafter	SRM	File	7022282.dwg

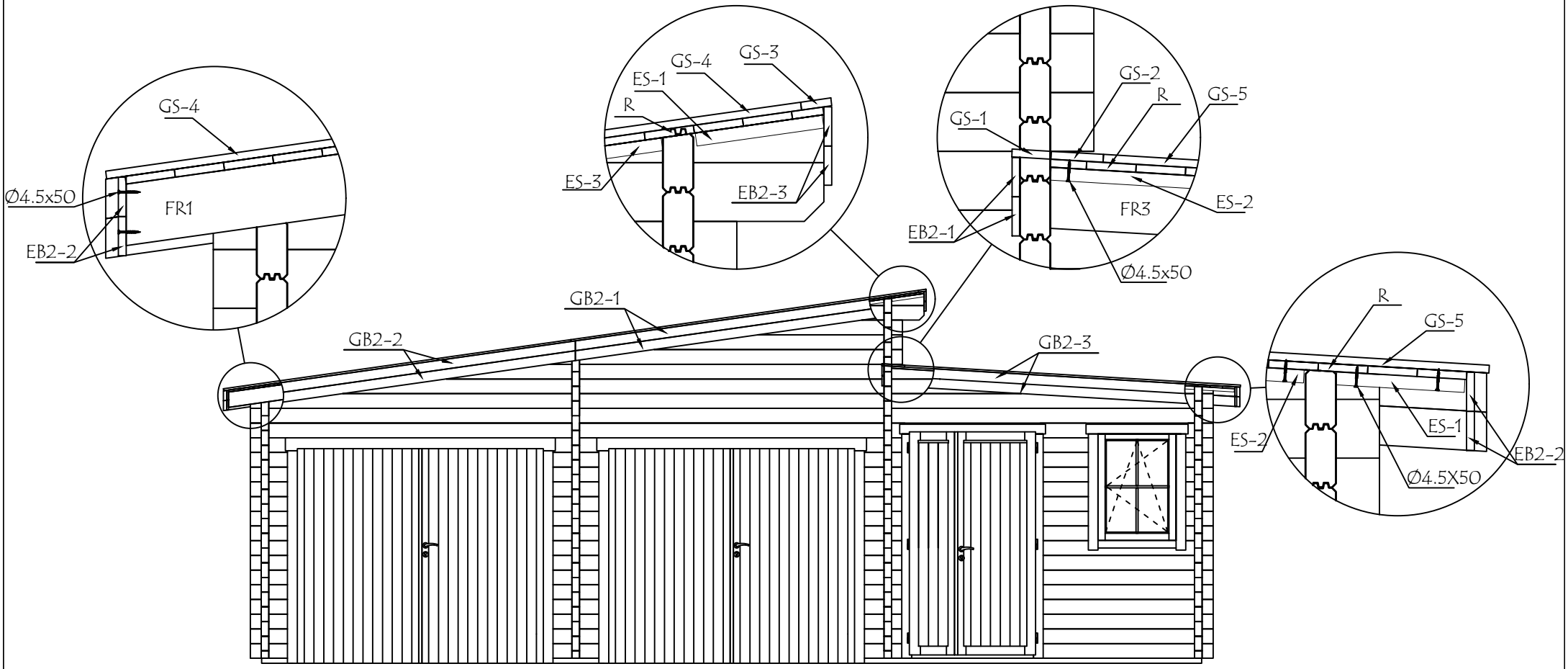

Model	7022282	Seite/Page	7
Zeichnung/Drawing	ANSICHTEN - VIEWS	Maßstab/Scale	1:50
Profil/Profile	70x135	Datum/Date	23.04.2023
Zeichner/Drafter	SRM	File	7022282.dwg

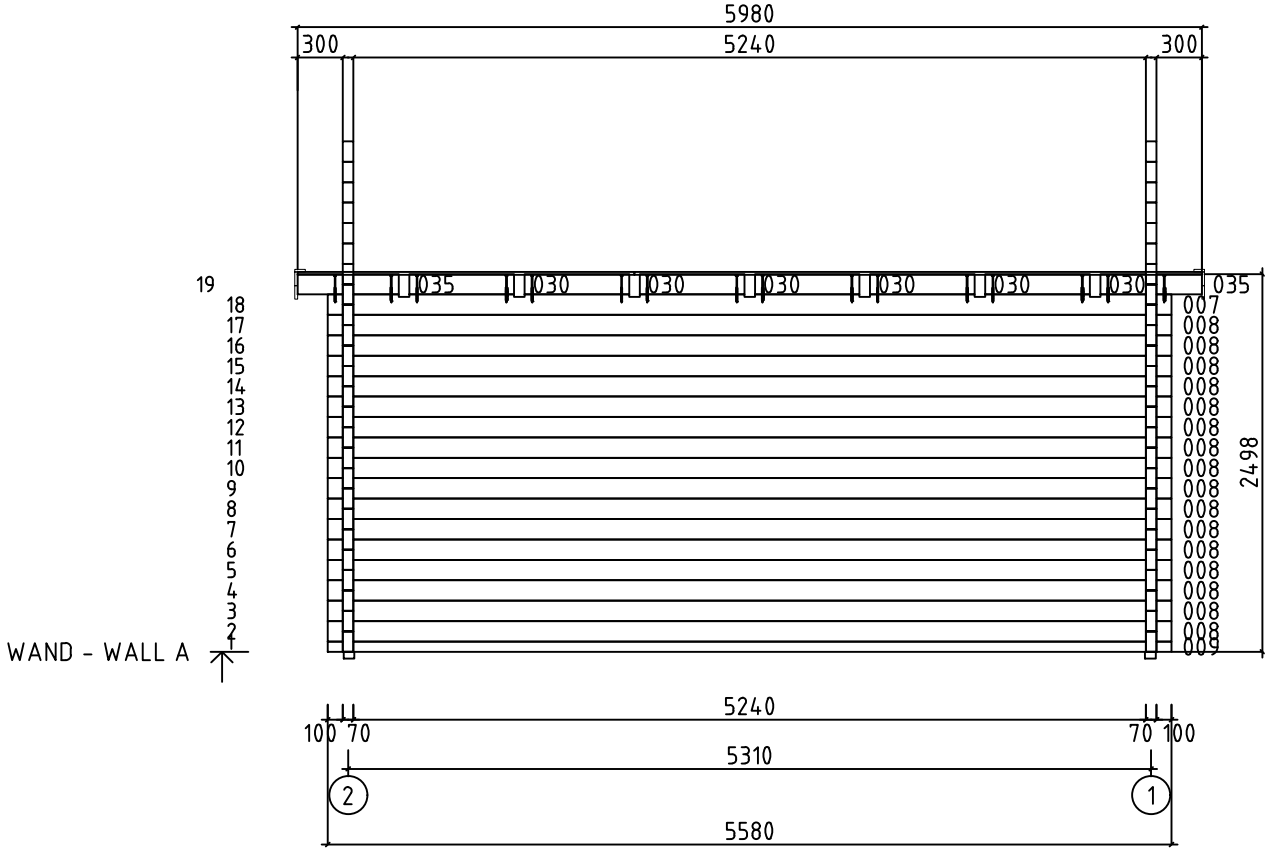

Model	7022282	Seite/Page	8
Zeichnung/Drawing	WAND - WALL A	Maßstab/Scale	1:50
Profil/Profile	70X135	Datum/Date	23.04.2023
Zeichner/Drafter	SRM	File	7022282.dwg

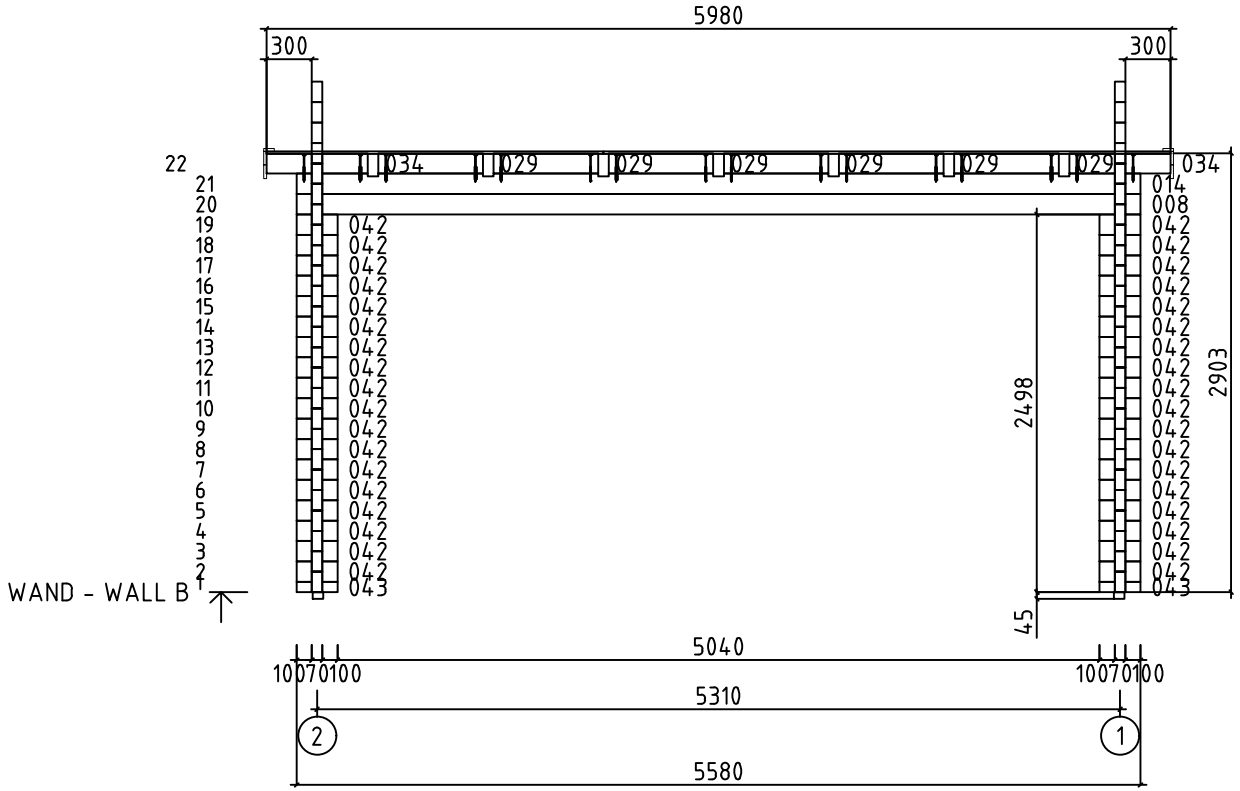

Model	7022282	Seite/Page	9
Zeichnung/Drawing	WAND - WALL B	Maßstab/Scale	1:50
Profil/Profile	70X135	Datum/Date	23.04.2023
Zeichner/Drafter	SRM	File	7022282.dwg

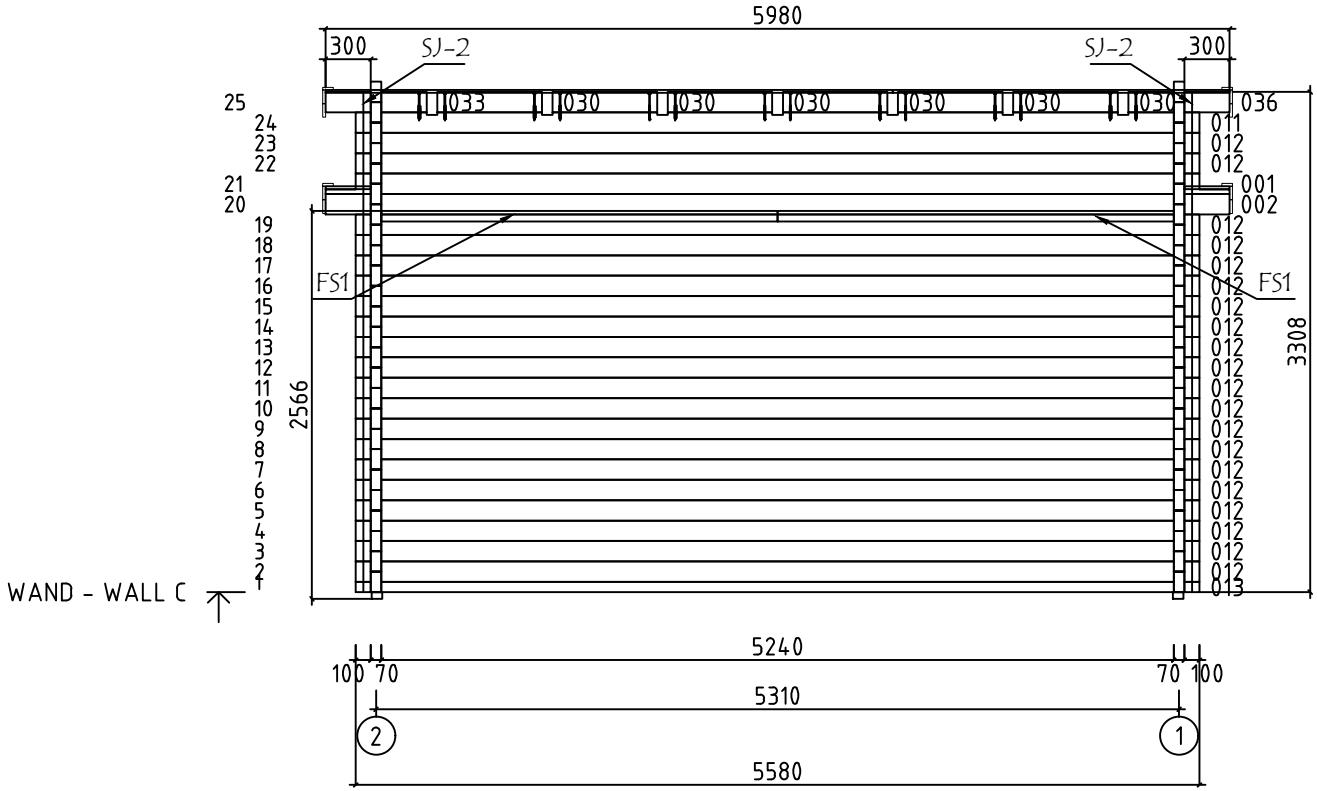

Model	7022282	Seite/Page	10
Zeichnung/Drawing	WAND - WALL C	Maßstab/Scale	1:50
Profil/Profile	70X135	Datum/Date	23.04.2023
Zeichner/Drafter	SRM	File	7022282.dwg

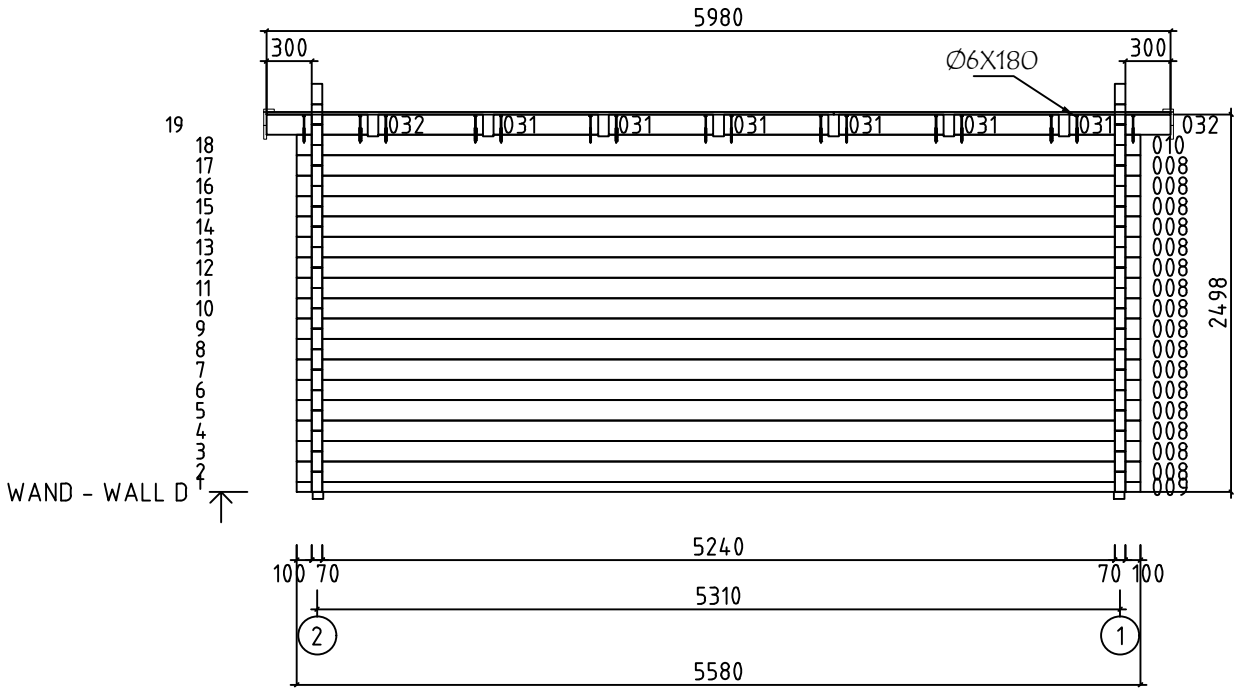

Model	7022282	Seite/Page	11
Zeichnung/Drawing	WAND - WALL D	Maßstab/Scale	1:50
Profil/Profile	70X135	Datum/Date	23.04.2023
Zeichner/Drafter	SRM	File	7022282.dwg

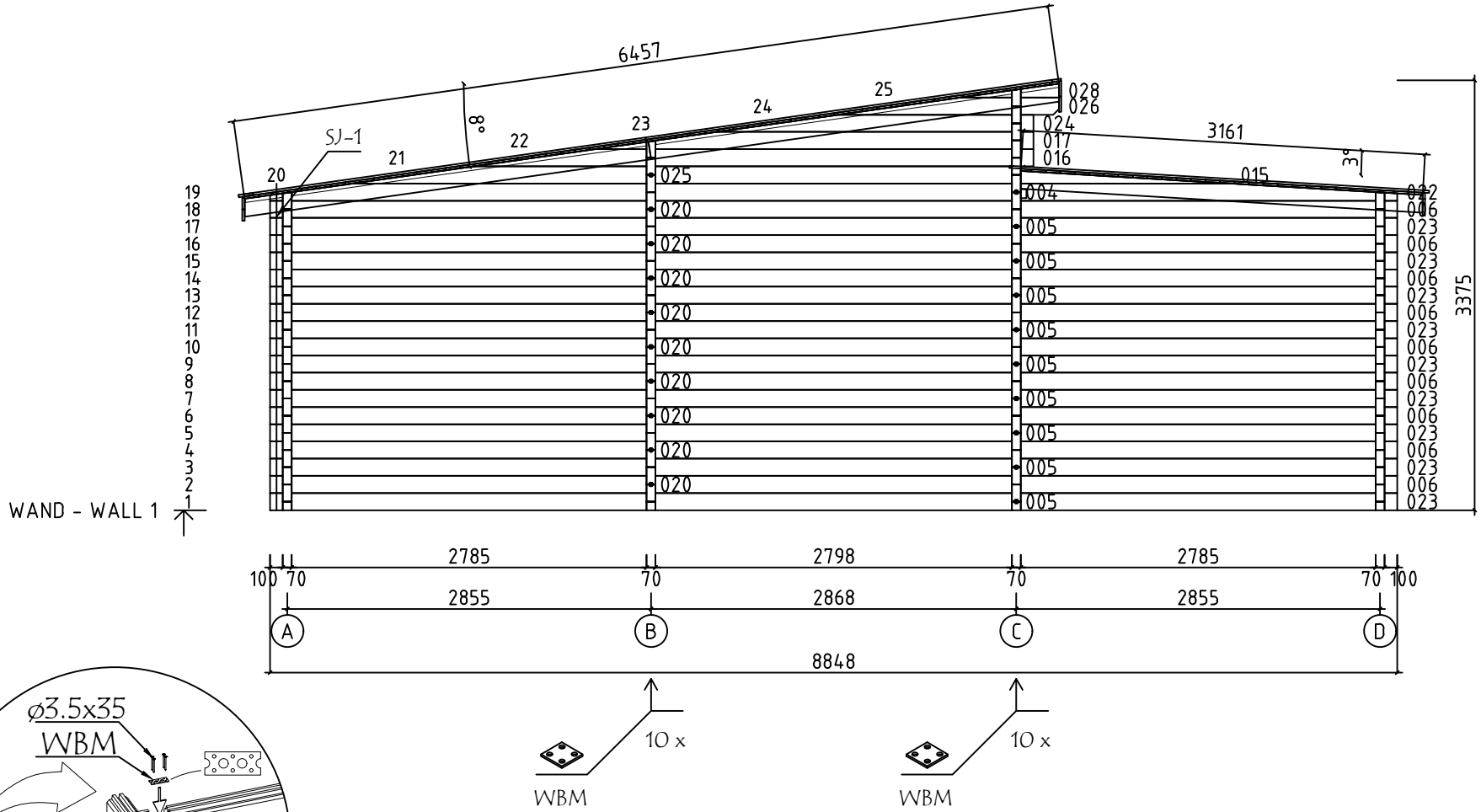

Model	7022282	Seite/Page	12
Zeichnung/Drawing	WAND - WALL 1	Maßstab/Scale	1:50
Profil/Profile	70X135	Datum/Date	23.04.2023
Zeichner/Drafter	SRM	File	7022282.dwg

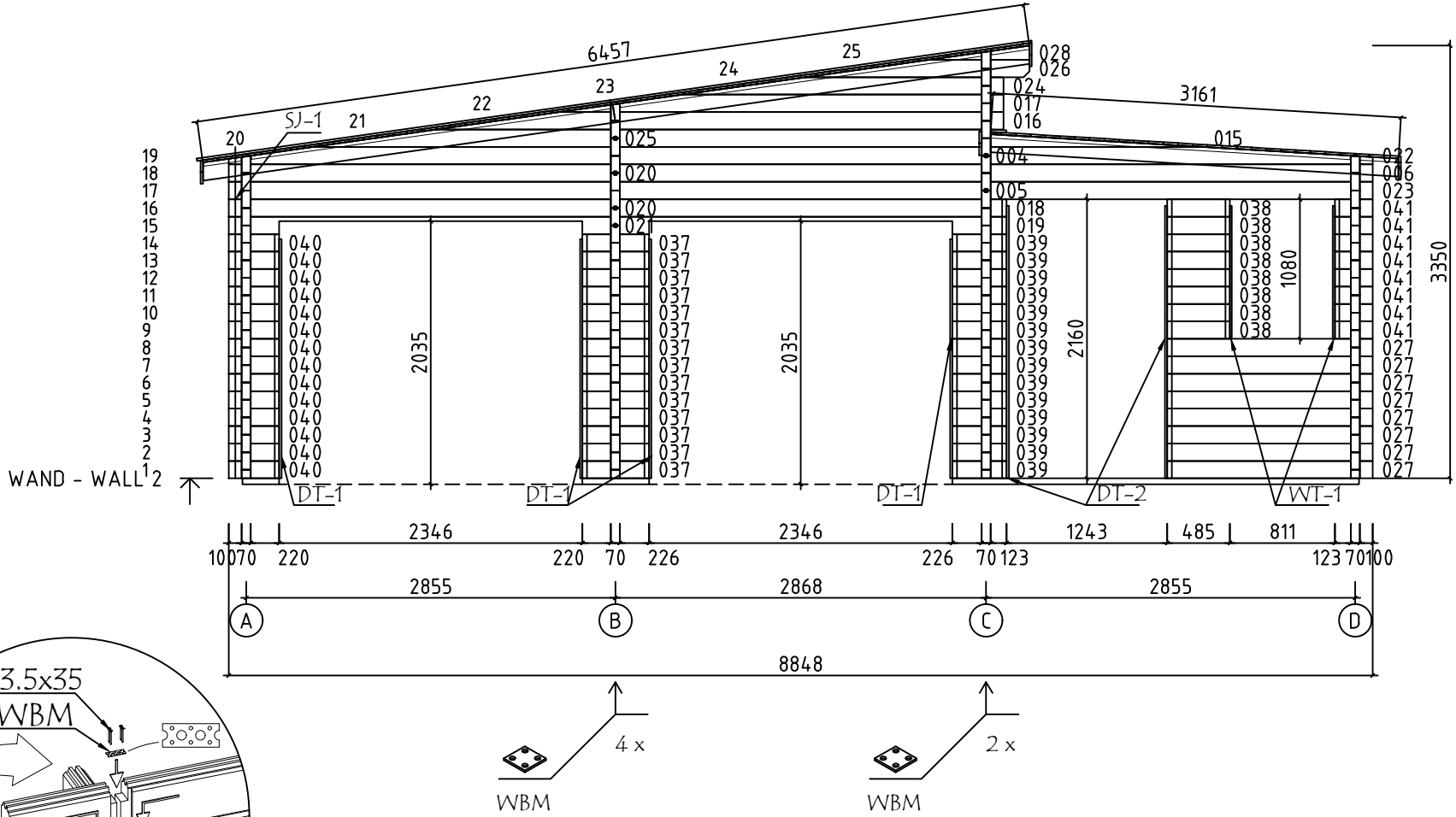

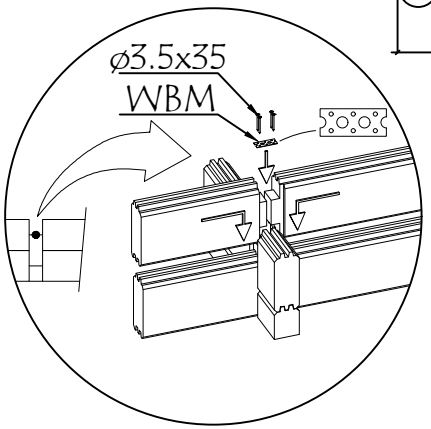

Model	7022282	Seite/Page	13
Zeichnung/Drawing	WAND - WALL 2	Maßstab/Scale	1:50
Profil/Profile	70X135	Datum/Date	23.04.2023
Zeichner/Drafter	SRM	File	7022282.dwg

Pos	Bestimmung-Specification 7022282	Stck. Pcs.	Profil Profile (mm)	Länge Length (mm)
001	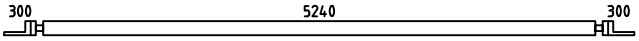	1	70x135	5980
002	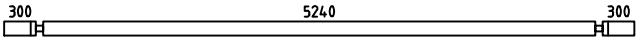	1	70x135	5980
003	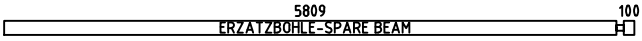	1	70x135	5979
005	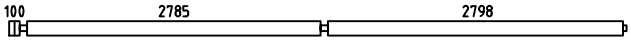	10	70x135	5858
006	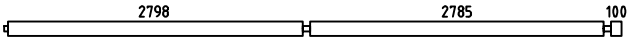	10	70x135	5858
007	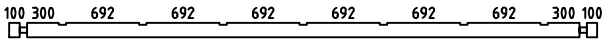	1	70x135	5580
008	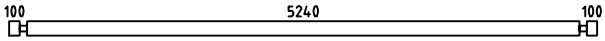	33	70x135	5580
009	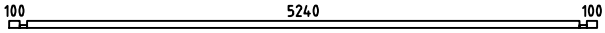	2	70x68	5580
010		1	70x135	5580
011	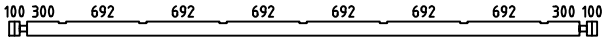	1	70x135	5580
012	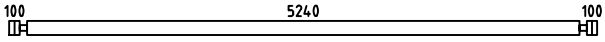	20	70x135	5580
013	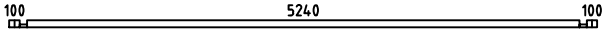	1	70x68	5580
014	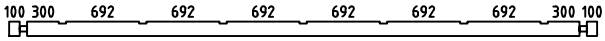	1	70x135	5580
018	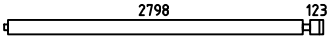	1	70x135	3026
019	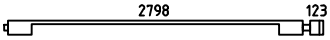	1	70x135	3026
020	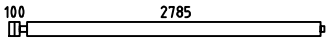	11	70x135	2990
021	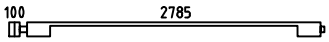	1	70x135	2990
023	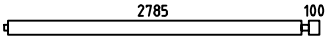	10	70x135	2990
027		8	70x135	1589
029		6	70x134	692
030		12	70x135	692
031		6	70x135	692
032	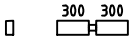	2	70x135	670

Pos	Bestimmung-Specification 7022282	Stck. Pcs.	Profil Profile (mm)	Länge Length (mm)
033	300 300	1	70x135	670
034	300 300	2	70x134	670
035	300 300	2	70x135	670
036	300 300	1	70x135	670
037	220 226	14	70x135	515
038		8	70x135	485
039	226 123	14	70x135	419
040	100 220	14	70x135	390
041	123 100	8	70x135	293
042	100 100	36	70x135	270
043	100 100	2	70x68	270
SH	SCHLAGHOLZ - HAMMER BLOCK 70 MM	2	70X135	300
W1-1 W2-1	8° 3° 920 028 026 024 017 016 025 015 004 022 8848	1 1	70X920	8848
FBI3	FUNDAMENTHOLZ (IMM) - FOUNDATION BEAM (IMM)	1	70x45	5753
FBI1	FUNDAMENTHOLZ (IMM) - FOUNDATION BEAM (IMM)	3	70x45	5230
FBI8	FUNDAMENTHOLZ (IMM) - FOUNDATION BEAM (IMM)	1	70x45	3146
FBI4	FUNDAMENTHOLZ (IMM) - FOUNDATION BEAM (IMM)	1	70x45	2885
FBI5	FUNDAMENTHOLZ (IMM) - FOUNDATION BEAM (IMM)	10	70x45	2780
FBI7	FUNDAMENTHOLZ (IMM) - FOUNDATION BEAM (IMM)	1	70x45	515
FBI6	FUNDAMENTHOLZ (IMM) - FOUNDATION BEAM (IMM)	1	70x45	284
FBI2	FUNDAMENTHOLZ (IMM) - FOUNDATION BEAM (IMM)	2	70x45	95
FS1	BEFESTIGUNGSLEISTE - FIXING SLAT	2	45x70	2620

Pos	Bestimmung-Specification 7022282	Stck. Pcs.	Profil Profile (mm)	Länge Length (mm)
FR2	DACHBALKEN - ROOF BEAM	7	70x140	3255
FR1	DACHBALKEN - ROOF BEAM	7	70x140	3222
FR3	DACHBALKEN - ROOF BEAM	7	70x140	3169
R-1	DACHBRETTER - ROOF BOARDS 88mm or-oder 114mm	110+2 87+2	88x18 114x18	3750
R-2	DACHBRETTER - ROOF BOARDS 88mm or-oder 114mm	110+2 87+2	88x18 114x18	2230
R-3	DACHBRETTER - ROOF BOARDS 88mm or-oder 114mm	2 2	88x18 114x18	300
F-1	FUSSBODENBRETTER-FLOOR BOARDS	25+1	114x28	5235
FF-1	FUSSBODENLEISTEN FLOOR STRIPS		18x35	18,0 lfm/rm
GB2-1	GIEBELLEISTE - GABLE MOULDING	4	18x90	3250
GB2-2	GIEBELLEISTE - GABLE MOULDING	4	18x90	3280
GB2-3	GIEBELLEISTE - GABLE MOULDING	4	18x90	3300
EB2-1	TRAUFENBRETTER - EAVES BOARD	4	18x90	300
EB2-2	TRAUFENBRETTER - EAVES BOARD	8	18x90	2990
EB2-3	TRAUFENBRETTER - EAVES BOARD	4	18x90	3008
ES-1	TRAUFENLEISTE - EAVES STRIPS	6	30x40	295
ES-2	TRAUFENLEISTE - EAVES STRIPS	2	30x40	2785
ES-3	TRAUFENLEISTE - EAVES STRIPS	4	30x40	2820
GS-1	GIEBELDECKLEISTE - GABLE COVER STRIPS	2	18x70	130
GS-2	GIEBELDECKLEISTE - GABLE COVER STRIPS	2	18x120	2938
GS-3	GIEBELDECKLEISTE - GABLE COVER STRIPS	2	18x70	3008
GS-4	GIEBELDECKLEISTE - GABLE COVER STRIPS	4	18x70	3225
GS-5	GIEBELDECKLEISTE - GABLE COVER STRIPS	2	18x70	3300
WT-1	FIXIRUNGSLEISTE FÜR FENSTER - FIXING FILLET FOR WINDOW	2	43x70	1030

Pos	Bestimmung-Specification 7022282	Stck. Pcs.	Profil Profile (mm)	Länge Length (mm)
DT-1	FIXIRUNGSLEISTE FÜR TÜR - FIXING FILLET FOR DOOR	4	43x70	1850
DT-2	FIXIRUNGSLEISTE FÜR TÜR - FIXING FILLET FOR DOOR	2	43x70	2110
SJ-1	GEWINDESTANGE M10 - TREADED ROD M10	2		2510
SJ-2	GEWINDESTANGE M10 - TREADED ROD M10	2		3340
RCM	DACHBALKEN BEFESTIGUNGSMETALLE - ROOFBEAMS CONNECTING METAL M6 200MM	7		
HS1	CHRAUBEN FÜR WANDBOHLEN BEFESTIGUNG METALLESCREW - SCREWS FOR WALLBEAMS CONNECTING METAL WBM	104	ø3.5x35	
HS	SCHRAUBEN FÜR GIEBELLEISTE - SCREWS FOR GABLE MOULDING GB	84	Ø4.5X50	
HS	SCHRAUBEN FÜR TRAUFENBRETTER - SCREWS FOR EAVES BOARD EB	94	Ø4.5X50	
HS	SCHRAUBEN FÜR TRAUFENLEISTE - SCREWS FOR EAVES STRIPS ES	48	Ø4.5X50	
HS	SCHRAUBEN FÜR GIEBELDECKLEISTEN - SCREWS FOR GABLE COVER STRIPS GS	70	Ø4.5X50	
HS	SCHRAUBEN FÜR BEFESTIGUNGSLEISTE - SCREWS FOR FIXING SLAT FS	24	Ø4.5X80	
HS	SCHRAUBEN FÜR 1. BOHLENREIHE - SCREWS FOR 1. WALL BEAM	11	Ø5.0X100	
HS	SCHRAUBEN FÜR FUNDAMENTHOLZ - SCREWS FOR FOUNDATION BEAM FBI	58	Ø5.0X120	
HS	SCHRAUBEN FÜR DACHBALKEN - SCREWS FOR ROOF BEAM FR	42	Ø6X180	
HS	SCHRAUBEN FÜR Pos. - SCREWS FOR Pos. 029-036	62	Ø6X180	
NF	NÄGEL FÜR DACHBRETTER - NAILS FOR ROOF BOARDS R	1380	Ø2.5X60	
NF	NÄGEL FÜR FUSSBODENBRETTER - NAILS FOR FLOOR BOARDS F	500	Ø2.5X60	
NF	NÄGEL FÜR FUSSBODENLEISTE - NAILS FOR FLOOR STRIPS FF	35	Ø2X40	
WBM3	WANDBOHLEN BEFESTIGUNG METALLE - WALLBEAMS CONNECTING METAL	26	50X50	

Pos	Bestimmung-Specification 7022282	Stck. Pcs.	Profil Profile (mm)	Länge Length (mm)
AST_1H	FENSTER - WINDOW DIN LINKS/LEFT HANDED 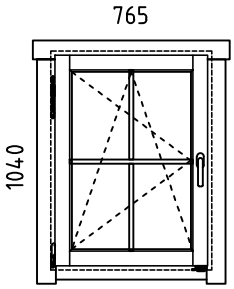	1	765X1040	
AST_ PRE	TÜR - DOOR DIN RECHTS/RIGHT HANDED 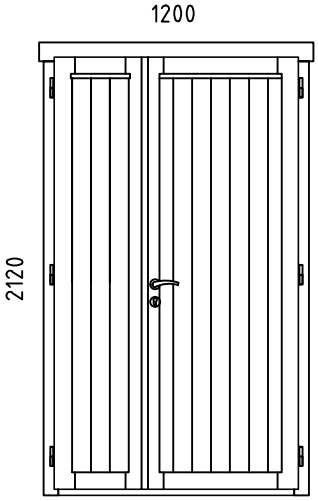	1	1200x2120	
GVP _PRE	TÜR - DOOR DIN RECHTS/RIGHT HANDED 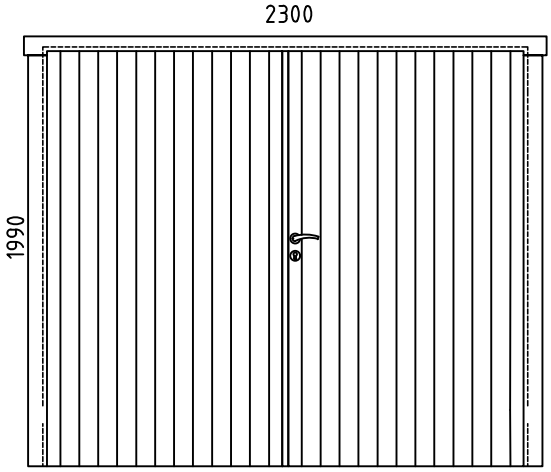	2	2300x1990	
✖	BITTE SELBER ANPASSEN (FALLS NÖTIG)! - CUT INTO LENGTH ON SITE (IF NEEDED)!			

Pos	WAND - WALL	Länge/Length (mm)	Stck./Pcs.	Note
#001	C	5980	1	
#002	C	5980	1	
#003	A	5979	1	ERZATZBOHLE-SPARE BEAM
#004	1,2	5858	2	
#005	1,2	5858	10	
#006	1,2	5858	10	
#007	A	5580	1	
#008	A,B,D	5580	33	
#009	A,D	5580	2	
#010	D	5580	1	
#011	C	5580	1	
#012	C	5580	20	
#013	C	5580	1	
#014	B	5580	1	
#015	1,2	4556	2	
#016	1,2	4392	2	
#017	1,2	3438	2	
#018	2	3026	1	
#019	2	3026	1	
#020	1,2	2990	11	
#021	2	2990	1	
#022	1,2	2990	2	
#023	1,2	2990	10	
#024	1,2	2485	2	
#025	1,2	2343	2	
#026	1,2	1731	2	
#027	2	1589	8	
#028	1,2	777	2	
#029	B	692	6	
#030	A,C	692	12	
#031	D	692	6	
#032	D	670	2	
#033	C	670	1	
#034	B	670	2	
#035	A	670	2	
#036	C	670	1	
#037	2	516	14	
#038	2	485	8	
#039	2	419	14	
#040	2	390	14	
#041	2	293	8	
#042	B	270	36	
#043	B	270	2	