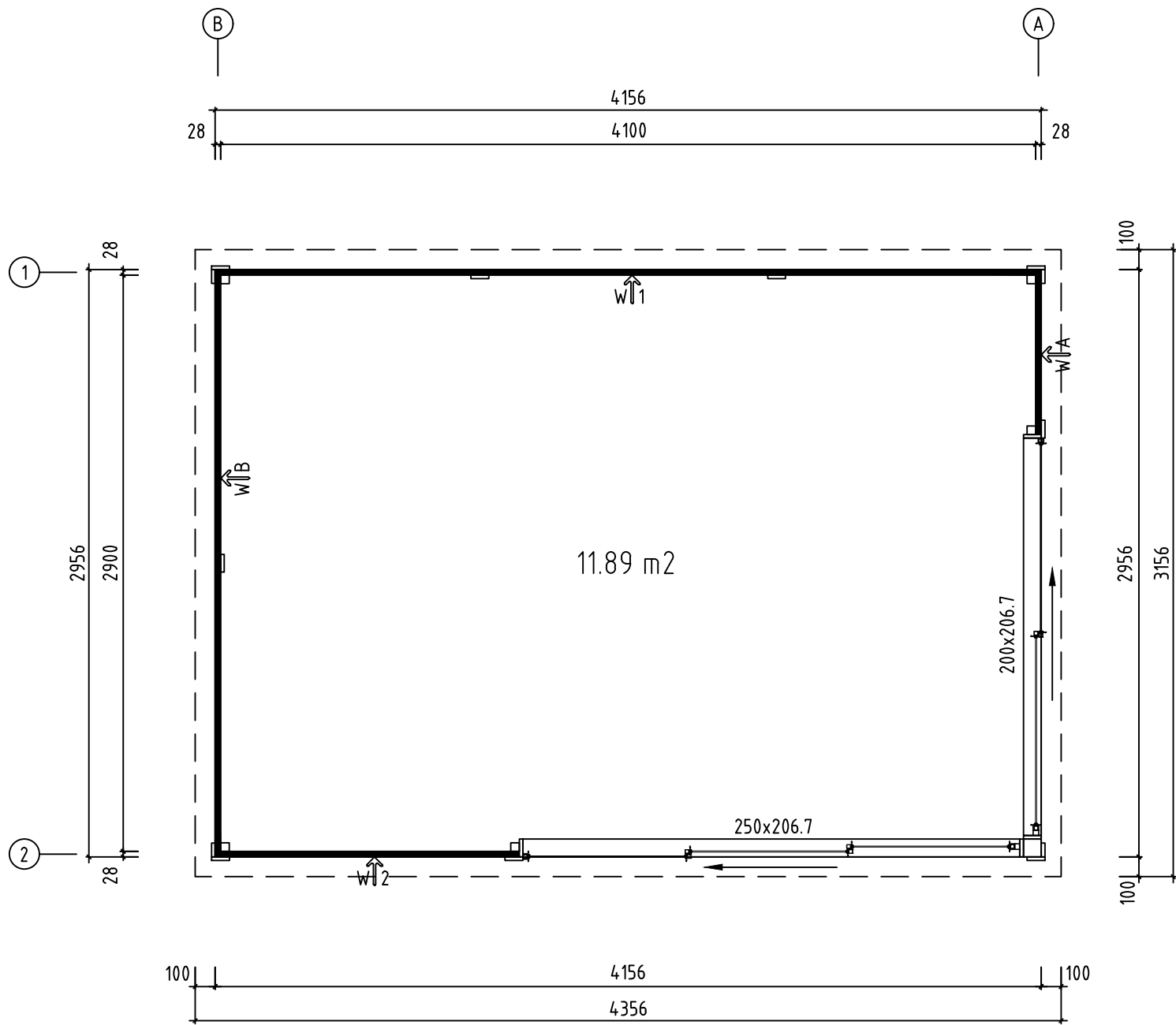
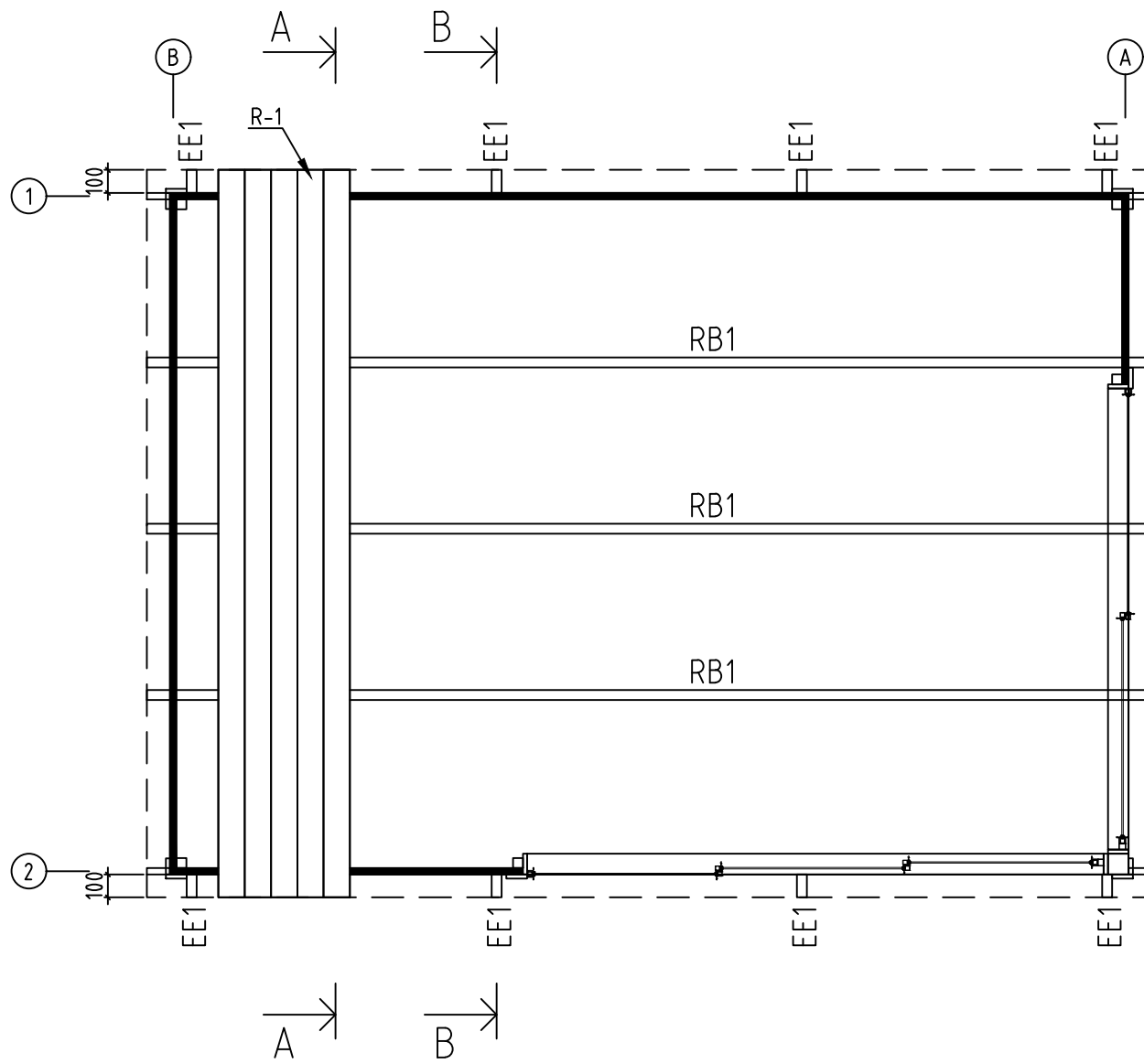
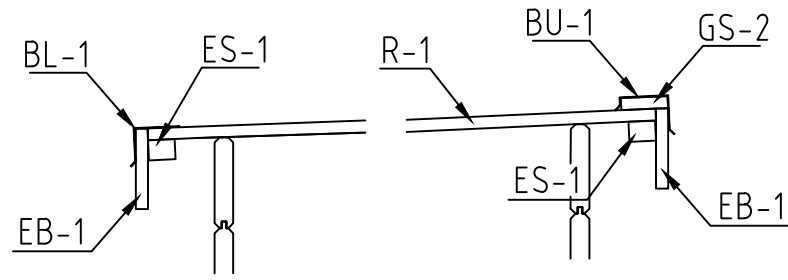


Name-Name-Nom 2825834	Page-Seite-Page 1
View-Aussicht-Vue 3D	Scale-Maßstab-Echelle 1:30
Material-Material-Matériel 28x135	Date-Datum-Date 25.08.2023
Drafter-Zeichner-Rédacteur EJ	File

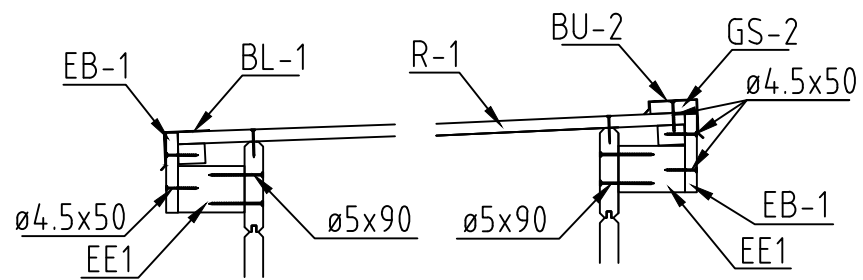


Name-Name-Nom 2825834		Page-Seite-Page 2
View-Aussicht-Vue GROUNDPLAN - GRUNDPLAN - PLAN DE MASSE		Scale-Maßstab-Echelle 1:30
Material-Material-Matériel 28x135		Date-Datum-Date 25.08.2023
Drafter-Zeichner-Rédacteur EJ	File	

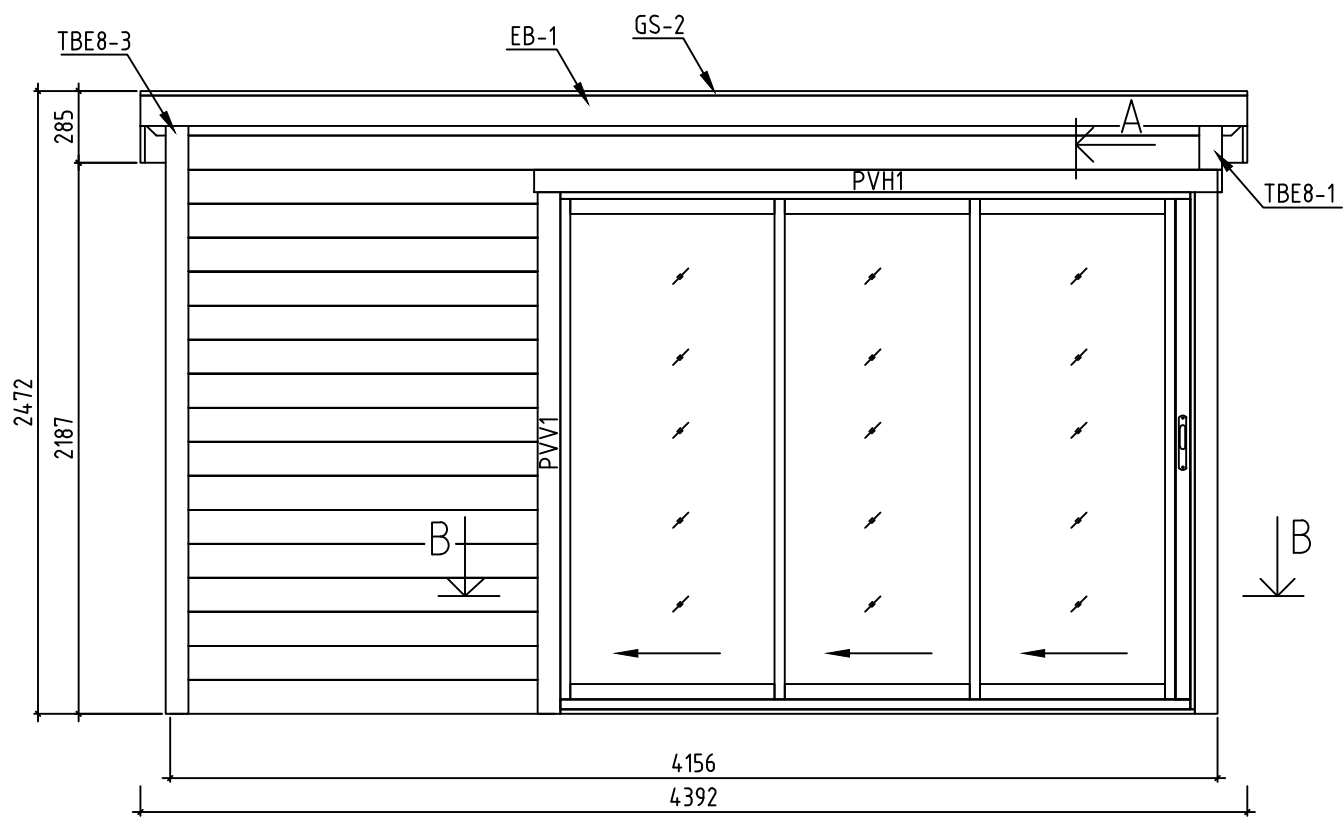
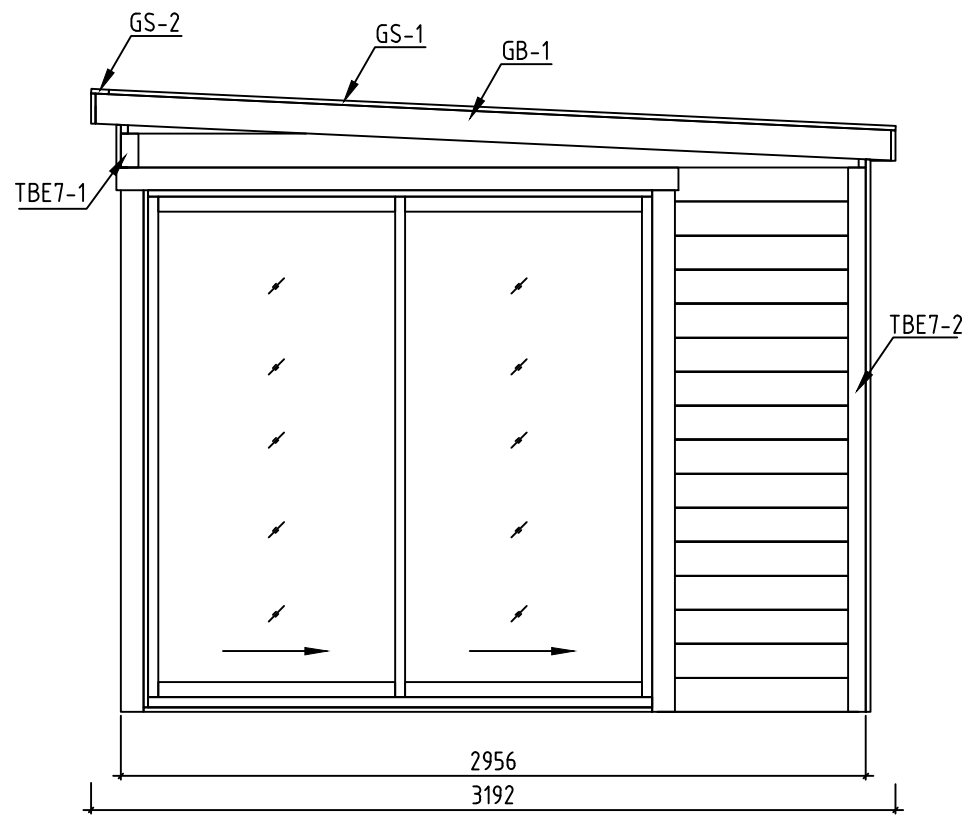
A-A



B-B

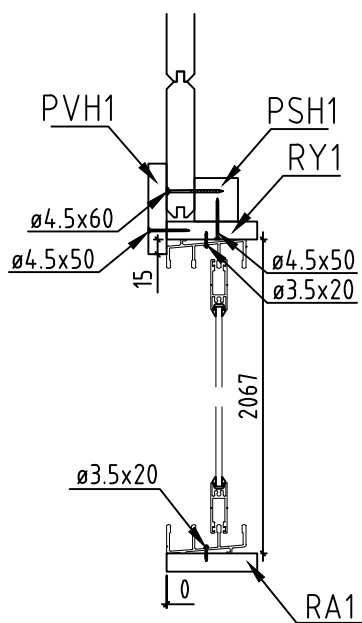


Name-Name-Nom 2825834	Page-Seite-Page 3
View-Aussicht-Vue ROOF PLAN-DACH-PLAN-PLAN DU TOIT	Scale-Maßstab-Echelle 1:30
Material-Material-Matériel 28x135	Date-Datum-Date 25.08.2023
Drafter-Zeichner-Rédacteur EJ	File

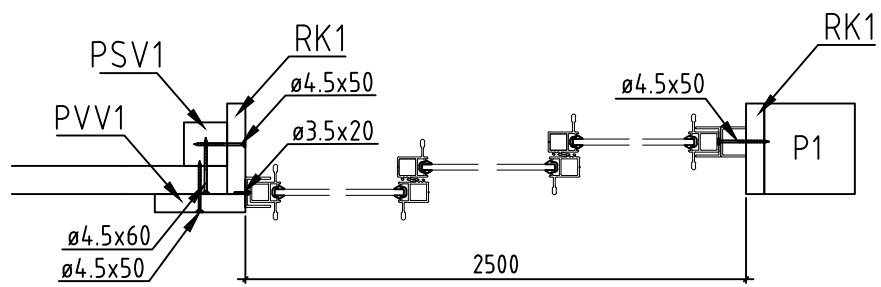


A-A

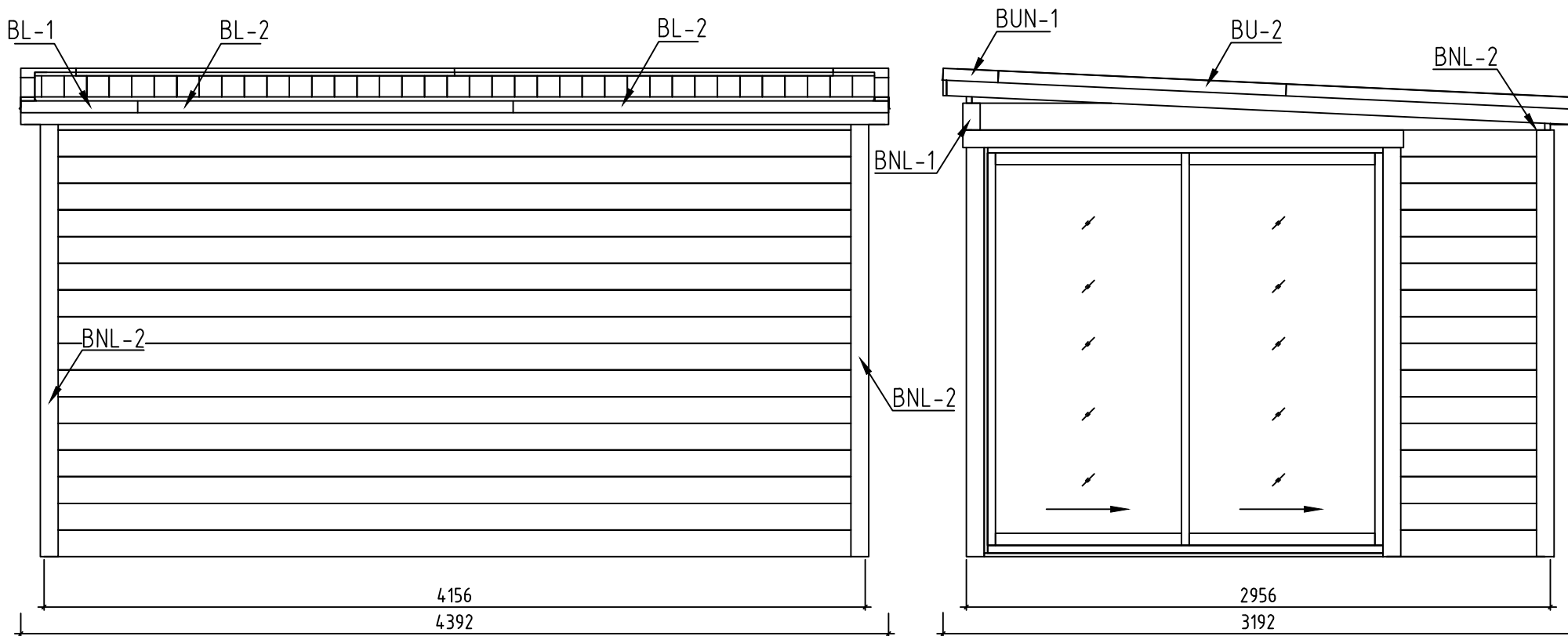
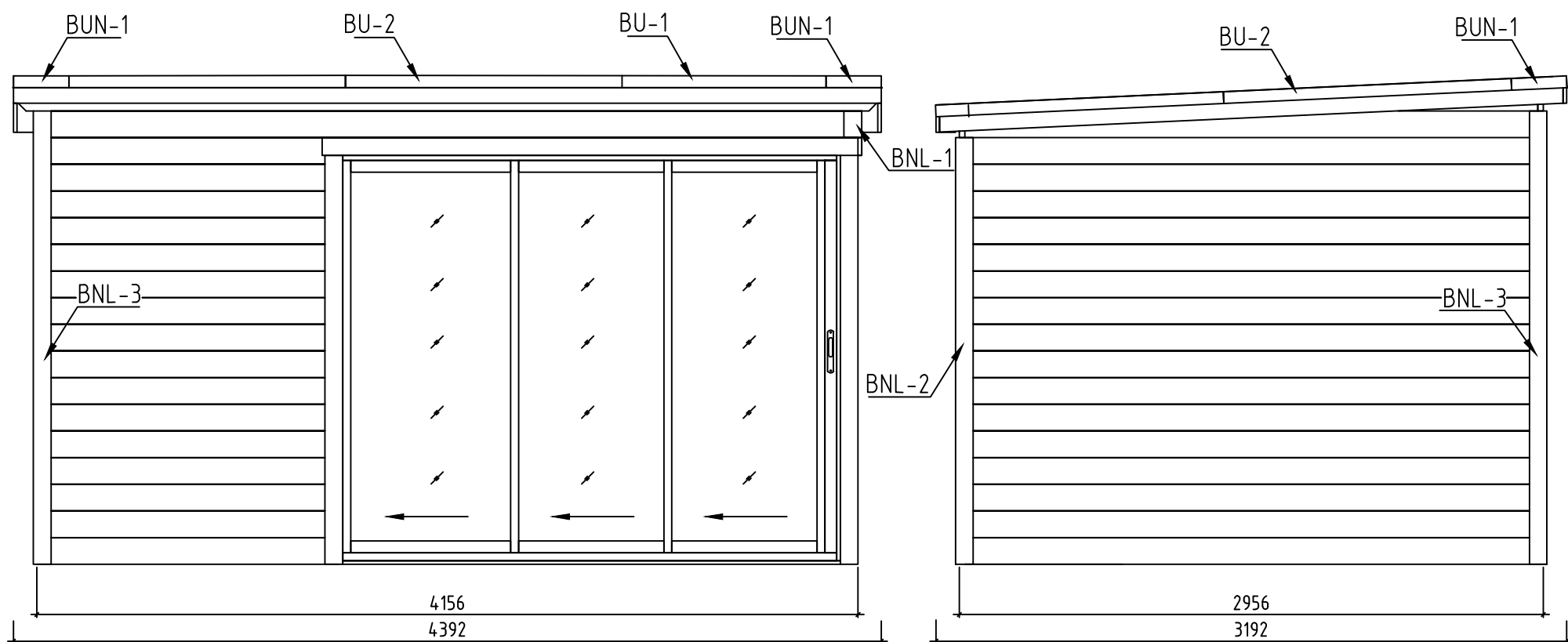
A



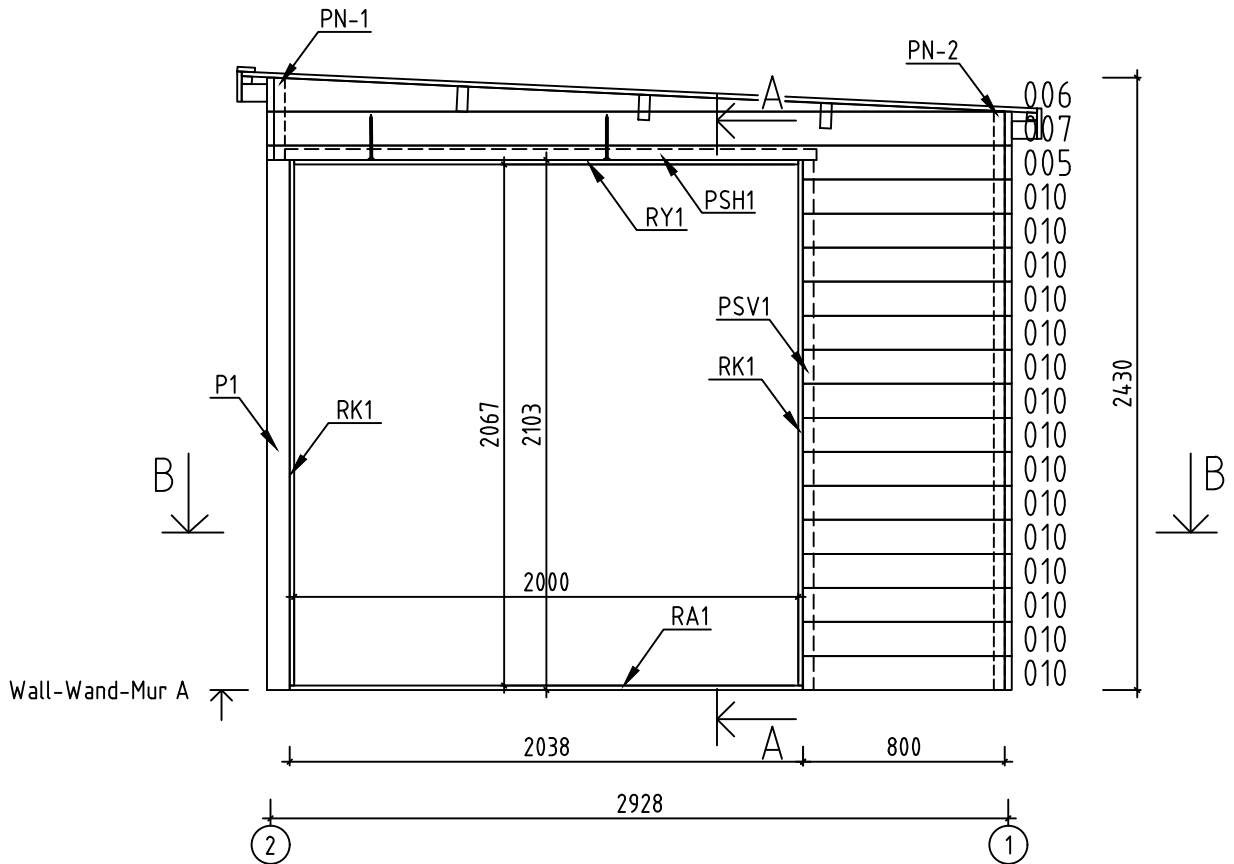
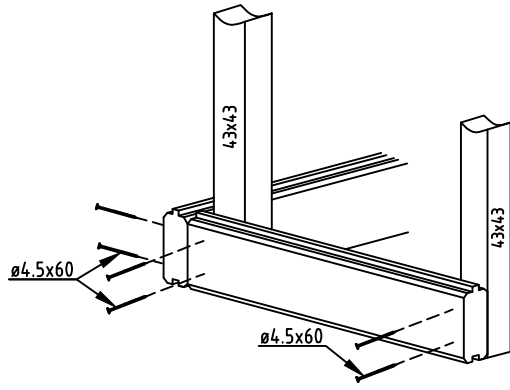
B-B



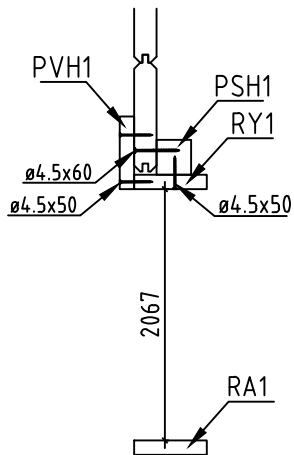
Name-Name-Nom 2825834		Page-Seite-Page 4
View-Aussicht-Vue VIEWS-ANSICHTEN-VUE DES MURS		Scale-Maßstab-Echelle 1:30
Material-Material-Matériel 28x135		Date-Datum-Date 25.08.2023
Drafter-Zeichner-Rédacteur EJ	File	



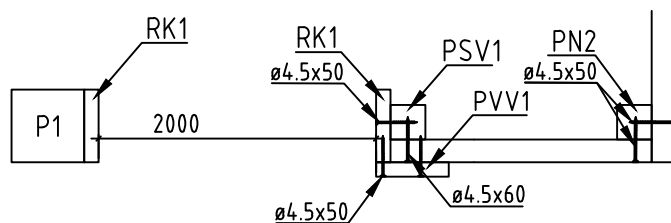
Name-Name-Nom 2825834		Page-Seite-Page 5
View-Aussicht-Vue VIEWS-ANSICHTEN-VUE DES MURS		Scale-Maßstab-Echelle 1:30
Material-Material-Matériel 28x135		Date-Datum-Date 25.08.2023
Drafter-Zeichner-Rédacteur EJ	File	



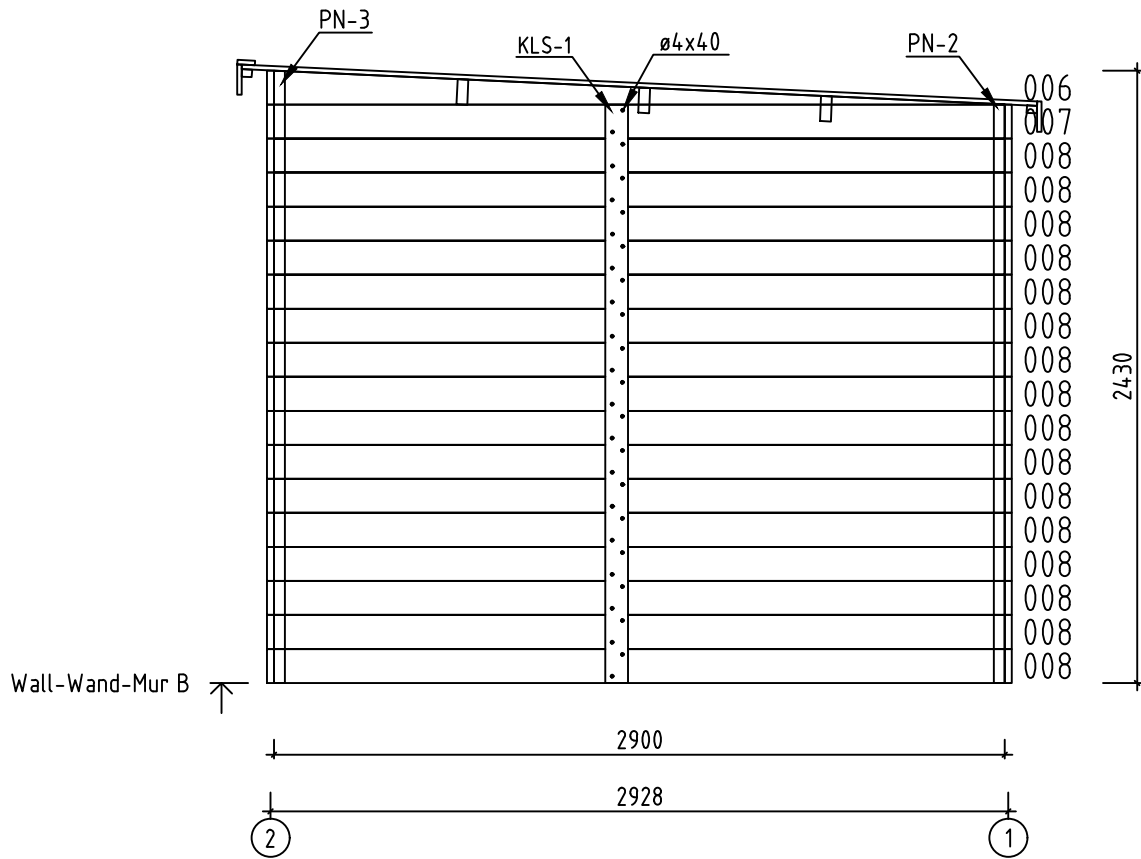
A-A




B-B



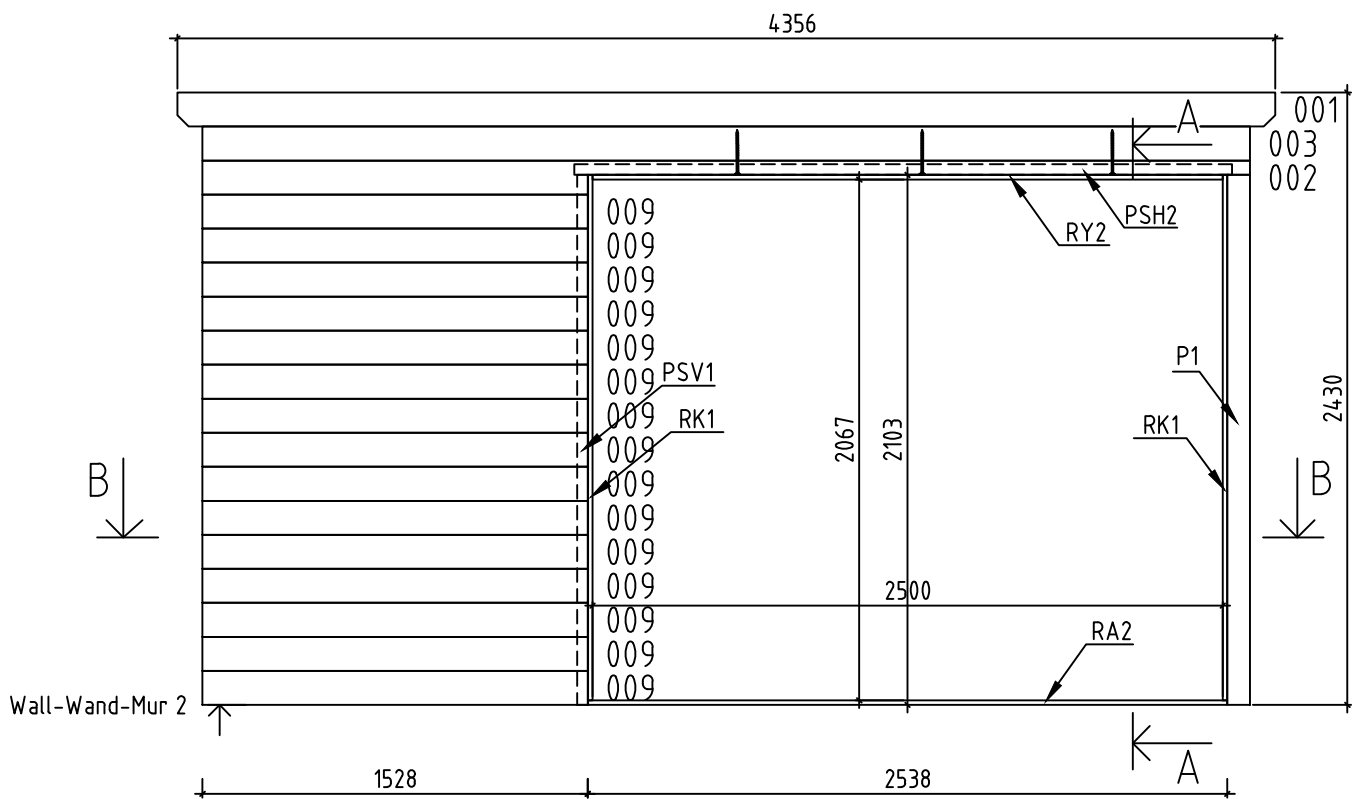
Name-Name-Nom 2825834		Page-Seite-Page 6
View-Aussicht-Vue Wall-Wand-Mur A		Scale-Maßstab-Echelle 1:30
Material-Material-Matériel 2.8x13.5		Date-Datum-Date 25.08.2023
Drafter-Zeichner-Rédacteur EJ	File	



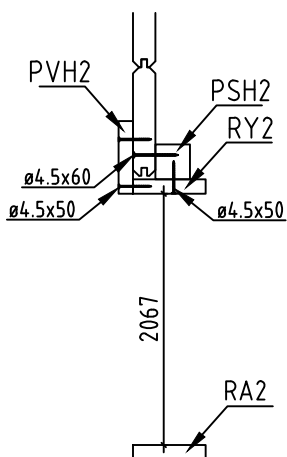
Name-Name-Nom 2825834		Page-Seite-Page 7
View-Aussicht-Vue Wall-Wand-Mur B		Scale-Maßstab-Echelle 1:30
Material-Material-Matériel 2.8x13.5		Date-Datum-Date 25.08.2023
Drafter-Zeichner-Rédacteur EJ	File	



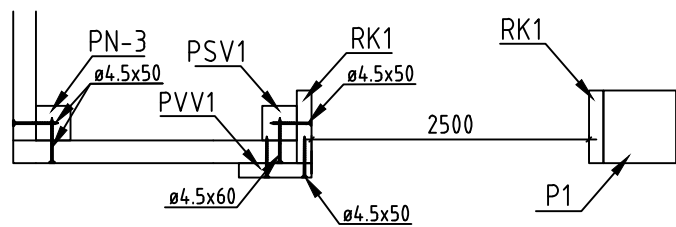
Name-Name-Nom 2825834		Page-Seite-Page 8
View-Aussicht-Vue Wall-Wand-Mur 1		Scale-Maßstab-Echelle 1:30
Material-Material-Matériel 2.8x13.5		Date-Datum-Date 25.08.2023
Drafter-Zeichner-Rédacteur EJ	File	




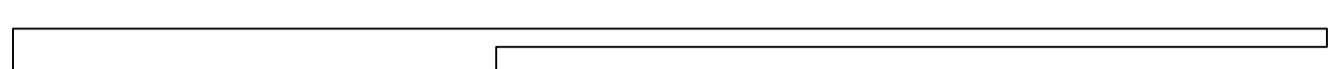






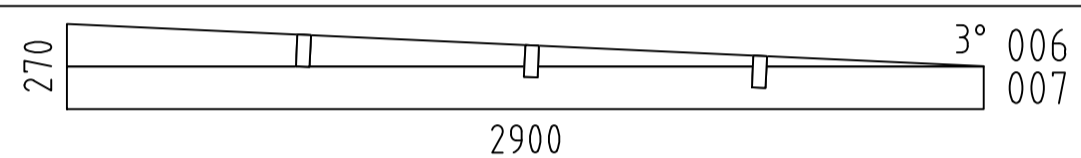
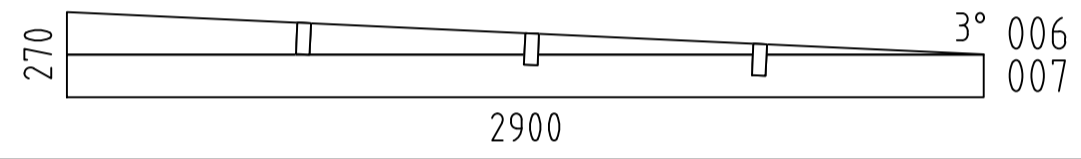



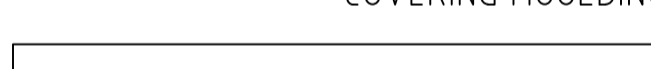
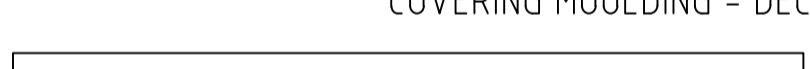








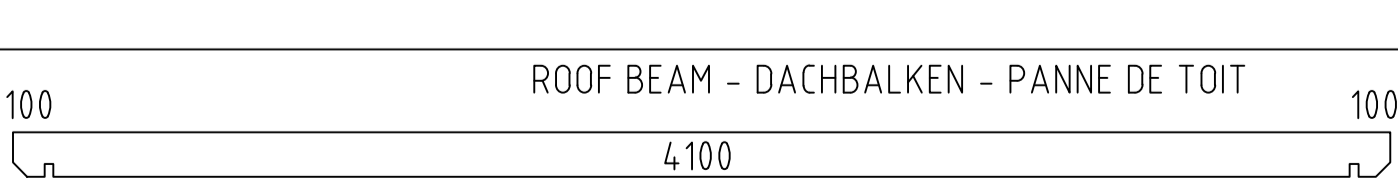
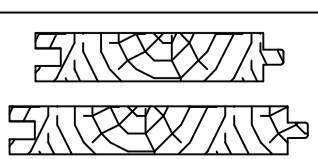
A-A



B-B



Name-Name-Nom 2825834		Page-Seite-Page 9
View-Aussicht-Vue Wall-Wand-Mur 2		Scale-Maßstab-Echelle 1:30
Material-Material-Matériel 2.8x13.5		Date-Datum-Date 25.08.2023
Drafter-Zeichner-Rédacteur EJ	File	

Pos	2825834 Piece list - Stückliste - Liste des pieces	Q.	P (mm)	L (mm)
001		2	28x135	4356
002		1	28x135	4156
003		17	28x135	4156
004	SPARE BEAM-ERZATZBOHLE-FAISCEAU DE RECHANGE 	1	28x135	4156
005		1	28x135	2900
008		16	28x135	2900
009		15	28x135	1528
010		15	28x135	800
WA-1		1		
WB-1		1		
P1	POST - PFOSTEN - POTEAU 	1	90x90	2103
EE1	HOLDER FOR EAVES BOARDS - TRÄGER FÜR TRAUFBRETTEN - BLOC DE DISTANCE 	8	43x70	100
RA2	COVERING MOULDING - DECKUNGSPROFIL - PROFILS DE FINITION (IMM) 	1	18x90	2536
RA1	COVERING MOULDING - DECKUNGSPROFIL - PROFILS DE FINITION (IMM) 	1	18x90	2036
RY2	COVERING MOULDING - DECKUNGSPROFIL - PROFILS DE FINITION 	1	18x90	2500
RY1	COVERING MOULDING - DECKUNGSPROFIL - PROFILS DE FINITION 	1	18x90	2000
RK1	COVERING MOULDING - DECKUNGSPROFIL - PROFILS DE FINITION 	4	18x90	2085
PVH2	FASCIA BOARDS - ZIERLEISTEN - BAGUETTE DE BORDURE 	1	90x18	2710
PVH1	FASCIA BOARDS - ZIERLEISTEN - BAGUETTE DE BORDURE 	1	90x18	2230
PVV1	FASCIA BOARDS - ZIERLEISTEN - BAGUETTE DE BORDURE 	2	90x18	2070
PSH2	FASCIA BOARDS - ZIERLEISTEN - BAGUETTE DE BORDURE 	1	43x43	2610
PSH1	FASCIA BOARDS - ZIERLEISTEN - BAGUETTE DE BORDURE 	1	43x43	2110
PSV1	FASCIA BOARDS - ZIERLEISTEN - BAGUETTE DE BORDURE 	2	43x43	2103
RB1	ROOF BEAM - DACHBALKEN - PANNE DE TOIT 	3	43x140	4356
R-1	ROOF BOARDS - DACHBRETTEN - VOLIGES  or-oder-ou	50+1 39+1	88x18 114x18	3159

Pos	2825834 Piece list - Stückliste - Liste des pieces	Q.	P (mm)	L (mm)
KLS-1	COVERING BOARD - DECKENLEISTEN - PROFILS DE FINITION 	3	18x90	2295
TBE7-1	CORNER FILLET - ECKLEISTE - BAGUETTE DE FIXATION DU ANGLE 	1	18x70	135
TBE7-2	CORNER FILLET - ECKLEISTE - BAGUETTE DE FIXATION DU ANGLE 	2	18x70	2160
TBE7-3	CORNER FILLET - ECKLEISTE - BAGUETTE DE FIXATION DU ANGLE 	1	18x70	2295
TBE8-1	CORNER FILLET - ECKLEISTE - BAGUETTE DE FIXATION DU ANGLE 	1	18x90	270
TBE8-2	CORNER FILLET - ECKLEISTE - BAGUETTE DE FIXATION DU ANGLE 	2	18x90	2295
TBE8-3	CORNER FILLET - ECKLEISTE - BAGUETTE DE FIXATION DU ANGLE 	1	18x90	2430
PN-1	CORNER FILLET - ECKLEISTE - BAGUETTE DE FIXATION DU ANGLE 	1	43x43	325
PN-2	CORNER FILLET - ECKLEISTE - BAGUETTE DE FIXATION DU ANGLE 	2	43x43	2295
PN-3	CORNER FILLET - ECKLEISTE - BAGUETTE DE FIXATION DU ANGLE 	1	43x43	2430
GB-1	GABLE MOULDING - GIEBELLEISTE - PLANCHE DE RIVE 	2	18x120	3165
EB-1	EAVES BOARD - TRAUFBRETT - BANDEAU DE TOIT 	2	18x120	4392
ES-1	ROOF EDGE REINFORCEMENT - DACHRANDVERSTÄRKUNG - CORNIERE DE RENFORT DE BORD DE TOIT 	2	30x40	4356
GS-1	ROOFING FELT FILLET - DACHPAPPENLEISTE - BAGUETTE DE FIXATION DU FEUTRE BITUMEUX 	2	18x70	3125
GS-2	ROOFING FELT FILLET - DACHPAPPENLEISTE - BAGUETTE DE FIXATION DU FEUTRE BITUMEUX 	1	18x70	4392
BNL-1	SHEET METAL FOR OUTSIDE CORNERS (Anthracite) - BLECH FÜR AUSSENECKEN (Anthracite) - HABILLAGE MÉTALLIQUE D'ANGLES (Anthracite) 	1	90x90	135
BNL-2	SHEET METAL FOR OUTSIDE CORNERS (Anthracite) - BLECH FÜR AUSSENECKEN (Anthracite) - HABILLAGE MÉTALLIQUE D'ANGLES (Anthracite) 	2	90x90	2160
BNL-3	SHEET METAL FOR OUTSIDE CORNERS (Anthracite) - BLECH FÜR AUSSENECKEN (Anthracite) - HABILLAGE MÉTALLIQUE D'ANGLES (Anthracite) 	1	90x90	2295
BUN-1	SHEET METAL FOR ROOF COMPLETION (Anthracite) - BLECH FÜR DACH ABSCHLUSS (Anthracite) - FINITION DU TOIT (Anthracite) 	2	70x52	280
BL-1	SHEET METAL FOR ROOF COMPLETION (Anthracite) - BLECH FÜR DACH ABSCHLUSS (Anthracite) - FINITION DU TOIT (Anthracite) 	1	70x52	600
BL-2	SHEET METAL FOR ROOF COMPLETION (Anthracite) - BLECH FÜR DACH ABSCHLUSS (Anthracite) - FINITION DU TOIT (Anthracite) 	2	70x52	2000
BU-1	SHEET METAL FOR ROOF COMPLETION (Anthracite) - BLECH FÜR DACH ABSCHLUSS (Anthracite) - FINITION DU TOIT (Anthracite) 	1	70x52	1100
BU-2	SHEET METAL FOR ROOF COMPLETION (Anthracite) - BLECH FÜR DACH ABSCHLUSS (Anthracite) - FINITION DU TOIT (Anthracite) 	6	70x52	1550
HS	SCREW FOR DOOR JAMB - SCHRAUBE FÜR TÜRRAHMEN - VIS DE FIXATION POUR MONTANT DE PORTE 	26	ø4.5x50	
HS	SCREW FOR CORNER FILLET (TBE) - SCHRAUBE FÜR ECKLEISTE (TBE) - VIS POUR BAGUETTE DE FIXATION DU ANGLE (TBE) 	34	ø4.5x50	

