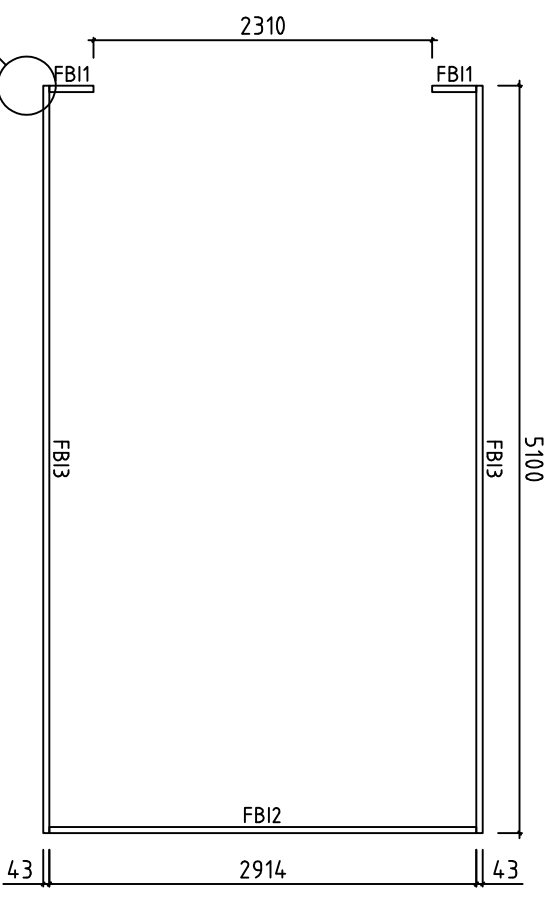
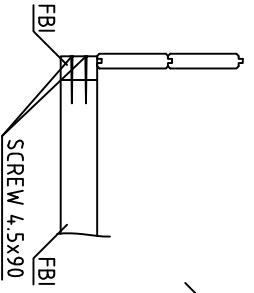


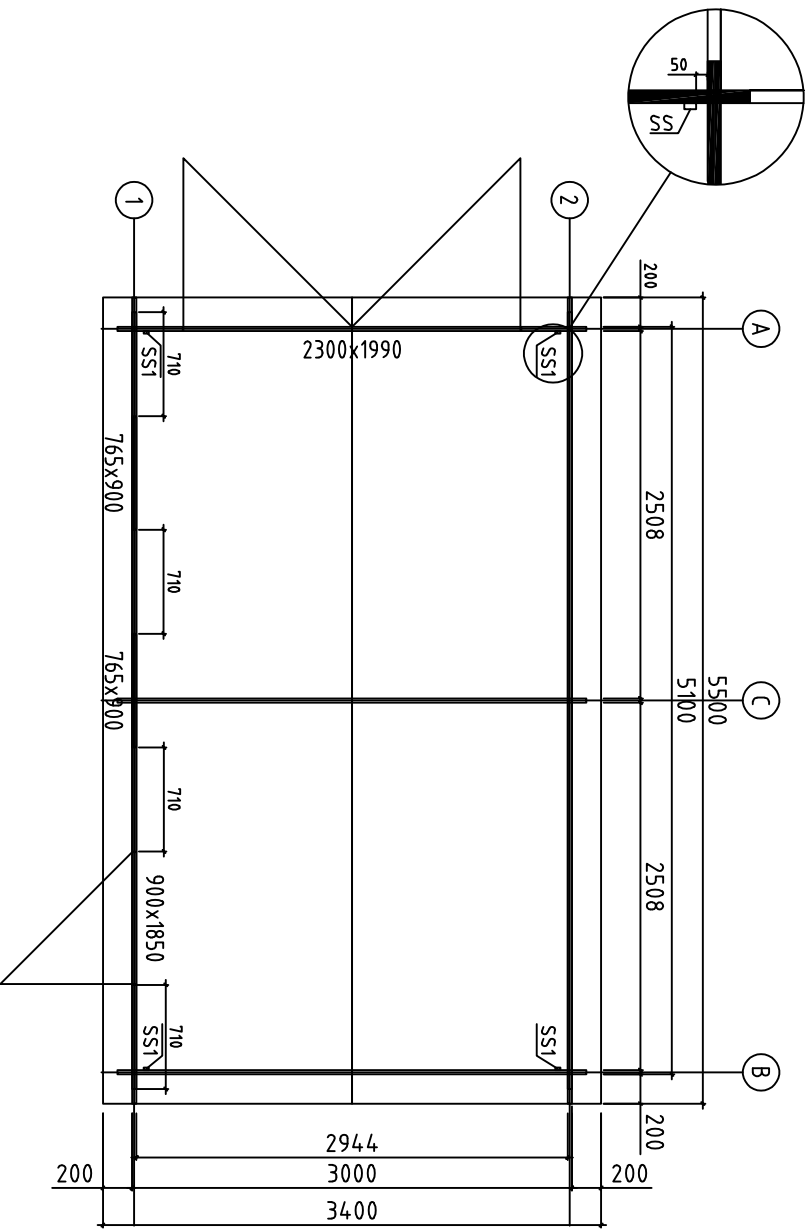
Date rev. Description

V 1.0

House	2805181	Sheet	
Drawing	3D	Scale	
Material	28x135	Date	24.07.2024
Drawer	K.K.	File	2805181 3D.dwg

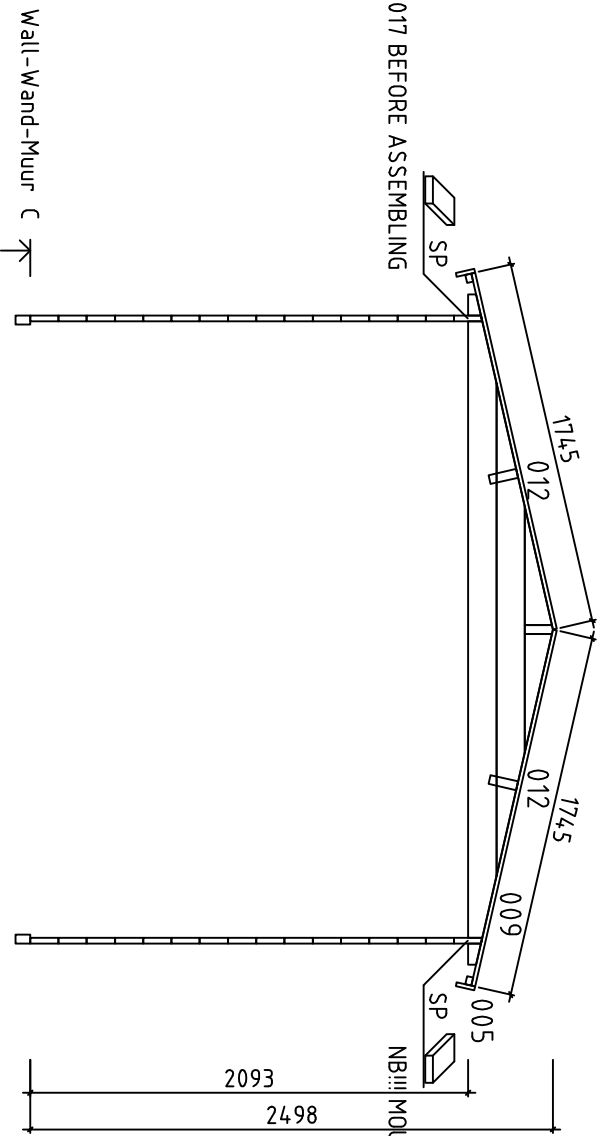


House	2805181	Sheet	1
Drawing	FLOORBEAMS	Scale	1:50
Material	4,3x70	Date	24.07.2024
Drawer	K.K.	File	2805181.dwg

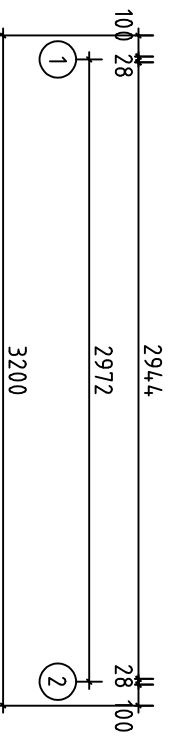


House	2805181	Sheet	2
Drawing	Grundplan	Scale	1:50
Material	28x135	Date	24.07.2024
Drawer	K.K.	File	2805181.dwg

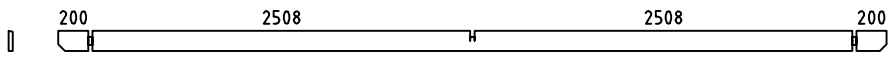
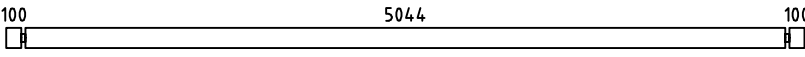

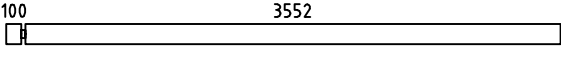
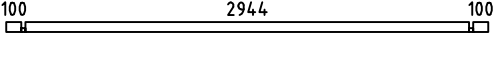
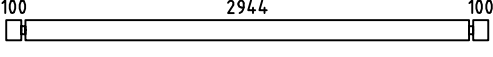


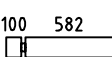


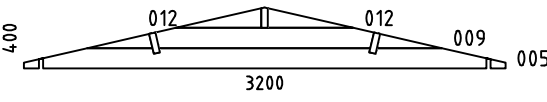
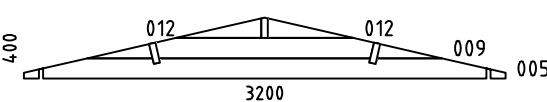
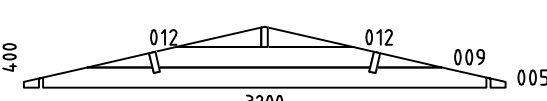








NB!!! MOUNT POS037 BELOW POS017 BEFORE ASSEMBLING













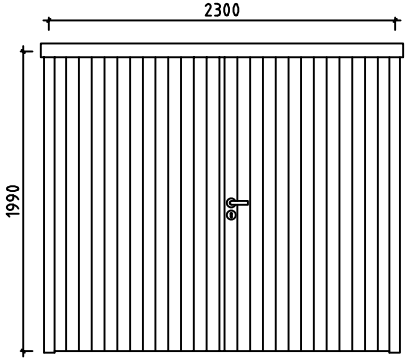
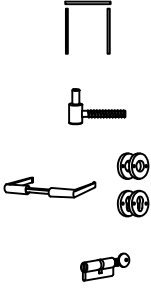


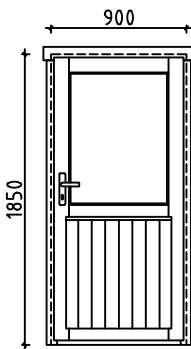
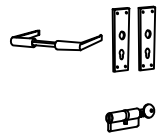
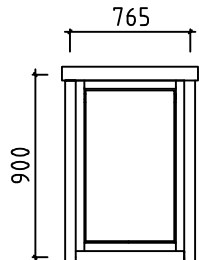
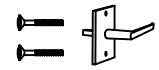
NB!!! MOUNT POS037 BELOW POS017 BEFORE ASSEMBLING



House	2805181	Sheet	5
Drawing	WALL-WAND-MUUR C	Scale	1:50
Material	2.8x13.5	Date	24.07.2024
Drawer	K.K.	File	2805181.dwg

Pos	Specification-Bestimmung-Omschrijving	Pcs	Profile (mm)	L (mm)		
001	 200 2508 2508 200	2	28x135	5500		
002	 100 5044 100	16	28x135	5300		
003	 100 5172	1	28x135	5300		
004	 100 3552	7	28x135	3680		
006	 100 2944 100	1	28x68	3200		
007	 100 2944 100	15	28x135	3200		
008	 100 2944 100	1	28x135	3200		
010	 100 710	14	28x135	710		
011	 100 582	21	28x135	710		
013	 100 317	28	28x135	445		
014	 100 317	2	28x68	445		
WA-1	 400 012 012 009 005 3200	1	28x400	3200		
WB-1	 400 012 012 009 005 3200	1	28x400	3200		
WC-1	 400 012 012 009 005 3200	1	28x400	3200		
HB	HIT BLOCK-SCHLAGHÖLZER-BLAZENPLANK 	2	28x135	300		
FBI3	FLOORBEAMS-FUSSBODENBALKEN-POUTRES DE FONDATION IMPRÉGNÉS  IMM	2	43x70	5100		
FBI2	FLOORBEAMS-FUSSBODENBALKEN-POUTRES DE FONDATION IMPRÉGNÉS  IMM	1	43x70	2914		
FBI1	FLOORBEAMS-FUSSBODENBALKEN-POUTRES DE FONDATION IMPRÉGNÉS  IMM	2	43x70	302		
RB1	ROOFBEAMS-DACHBALKEN-DAKBALK  200 2508 2508 200	2	43x140	5500		
RB2	ROOFBEAMS-DACHBALKEN-DAKBALK  200 2508 2508 200	1	43x140	5500		
R1	ROOFBOARD-DACHBRETT-DAKPLANK  or-oder-of	98+2 127+2	18x114 18x88	1745		
GB1	GABLE BOARD-GIEBELBLENDE-GEVELPLANK 	4	18x120	1795		
Kood	2805181 Garage Kim 28	Materjal	File	2805181.dwg	Leht	8

Pos	Specification-Bestimmung-Omschrijving	Pcs	Profile (mm)	L (mm)
GS1	ROOF FELT FILLET-GIEBELLEISTE-GEVELLIJST 	4	18x70	1795
EB1	EAVE BOARD-TRAUFBRETT-AFDEKPLANK 	4	18x90	2750
ES1	EAVE SLAT-TRAUFENLEISTE-AFDEKLIJST 	4	30x40	2750
DB1	DIAMOND-RAUTE-DIAMANT 	2	18x90	200
SP	ASSEMBLING BOARD-MONTAGEKARTE-CARTE DE MONTAGE 	2	15x20	20
SS1	STORM SLAT-STURMLEISTE-STORMLIJST 	4	35x18	2160
	SCREWS-SCHRAUBEN-SCHROEF FOR-FÜR-VOOR SS1 	12	∅6.0	45
	WASHER-SCHEIBE-SCHIJF FOR-FÜR-VOOR SS1 	12	∅6.0	18
	NAIL-NAGEL-NAGEL FOR-FÜR-VOOR F1, R1 	390	∅2.5	60
	SCREWS-SCHRAUBEN-SCHROEF FOR-FÜR-VOOR GB1, GS1, EB1, ES1, DB1 	85	∅4.5	50
	SCREWS-SCHRAUBEN-VIS 006, 2x014 FOR-FÜR-POUR FBI1, FBI2 	25	∅4.5	90
	SCREWS-SCHRAUBEN-SCHROEF FOR-FÜR-VOOR RB1, RB2 	6	∅6.0	160
	<p>DOUBLEDOOR-DOPPELTÜR-DUBBELE DEUR (right-rechts-rechts) AST_PRE P</p>  	1	2300	1990

Pos	Specification-Bestimmung-Omschrijving	Pcs	Profile (mm)	L (mm)
	<p>DOOR-TÜR-DEUR (right-rechts-rechts) AST_PL</p> 	<p>P</p> <p>1</p> <p>1</p> <p>1</p> 	<p>900</p>	<p>1850</p>
	<p>WINDOW-FENSTER-VENSTER 2pc-st-st (left-links-links) AST_PL</p> 	<p>V</p> <p>2</p> <p>2</p> 	<p>765</p>	<p>900</p>
Kood	2805181 Garage Kim 28	Materjal	File	2805181.dwg
		Leht	10	