Model	4425220	Seite/Page	1
Zeichnung/Drawing	3 D	Maßstab/Scale	
Profil/Profile	44X135	Datum/Date	31.03.2023
Zeichner/Drafter	SRM	File	4425220.dwg

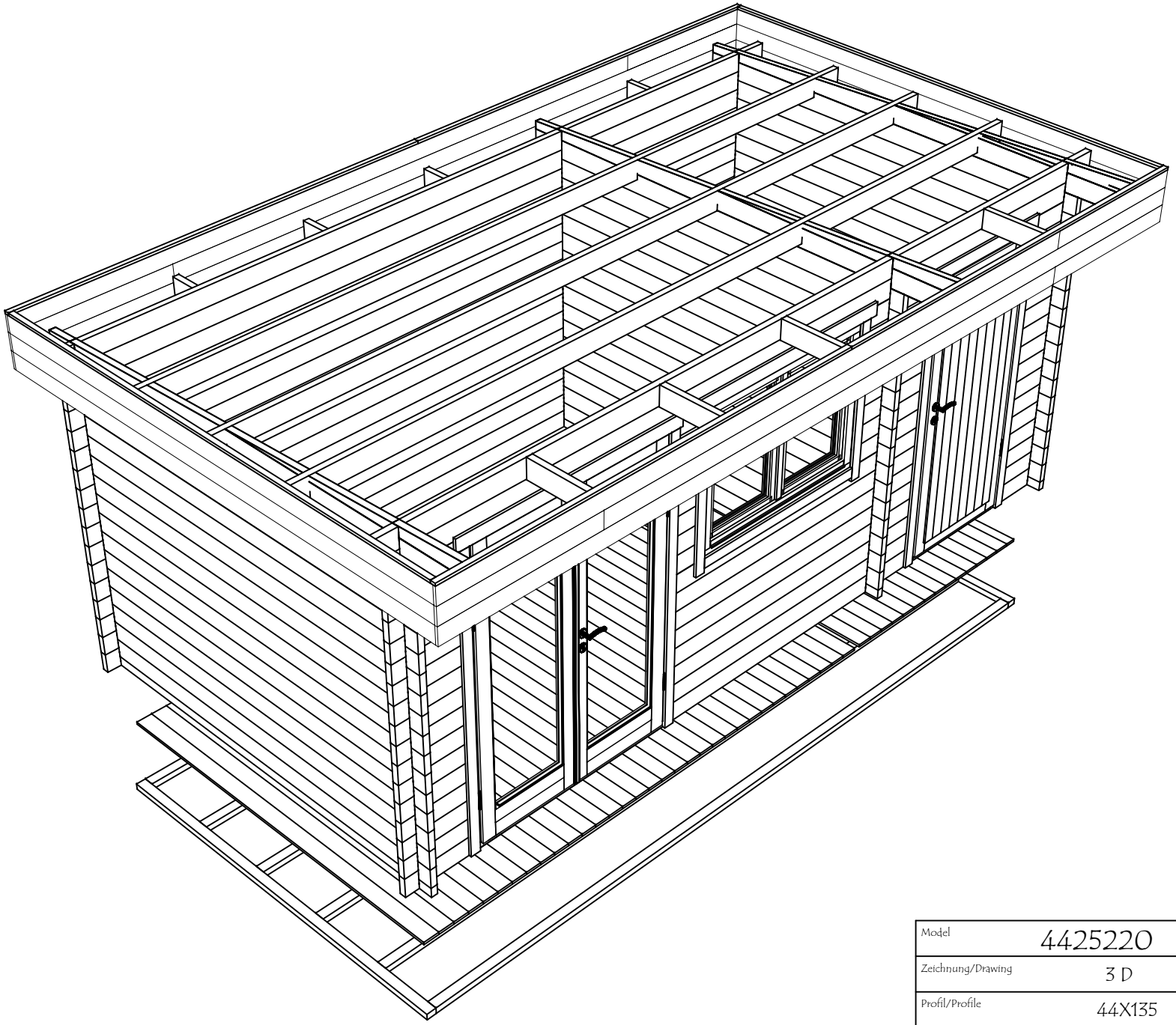

Model	4425220	Seite/Page	2
Zeichnung/Drawing	3 D	Maßstab/Scale	
Profil/Profile	44X135	Datum/Date	31.03.2023
Zeichner/Drafter	SRM	File	4425220.dwg

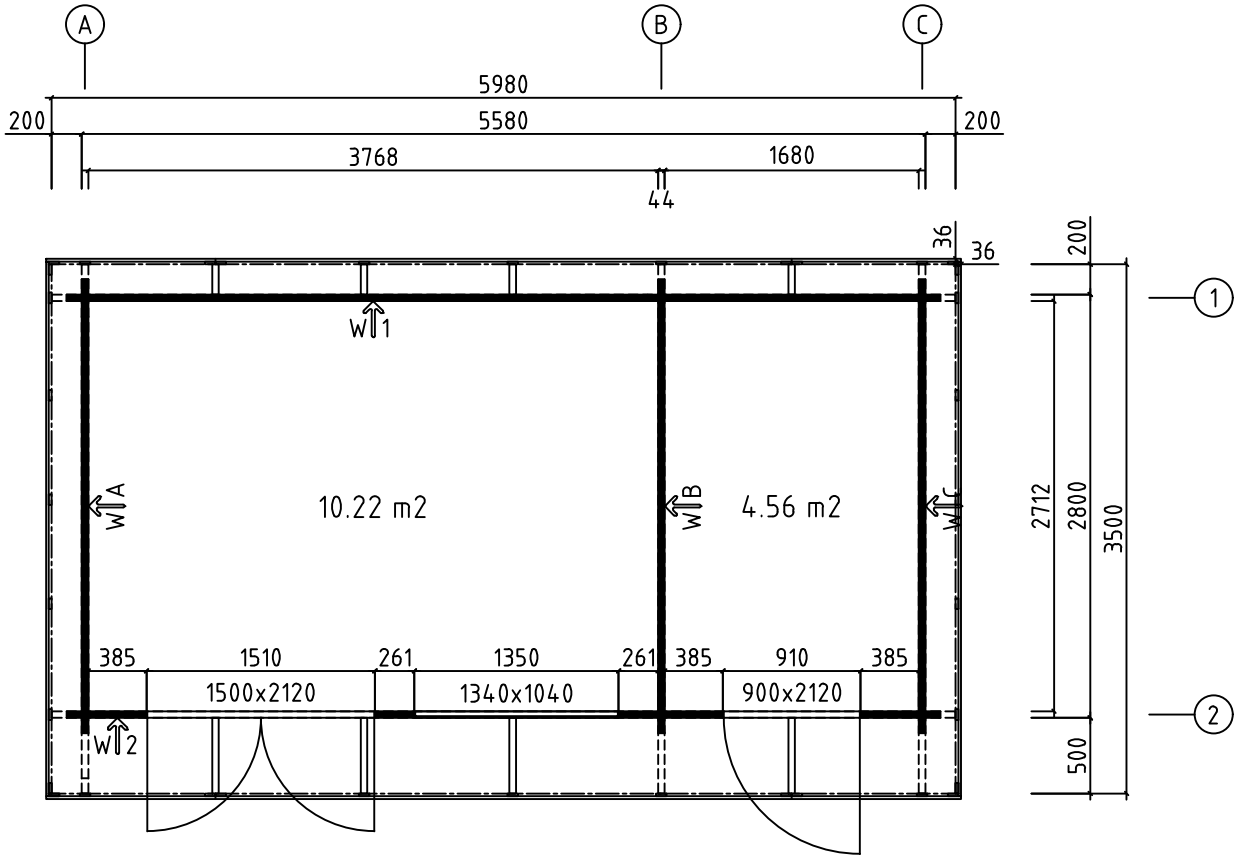

Model	4425220	Seite/Page	3
Zeichnung/Drawing	GRUNDPLAN - GROUNDPLAN	Maßstab/Scale	1:50
Profil/Profile	44x135	Datum/Date	31.03.2023
Zeichner/Drafter	SRM	File	4425220.dwg

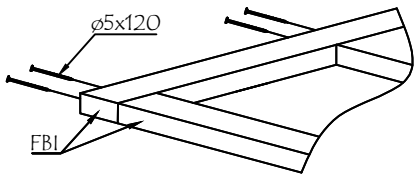

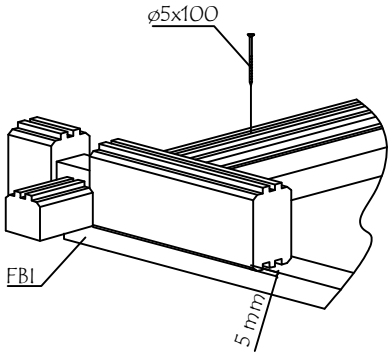

Model	4425220	Seite/Page	4
Zeichnung/Drawing FUNDAMENTHOLZ (1MM) - FOUNDATION BEAM (1MM)		Maßstab/Scale	1:50
Profil/Profile	70x45	Datum/Date	31.03.2023
Zeichner/Drafter	SRM	File	4425220.dwg

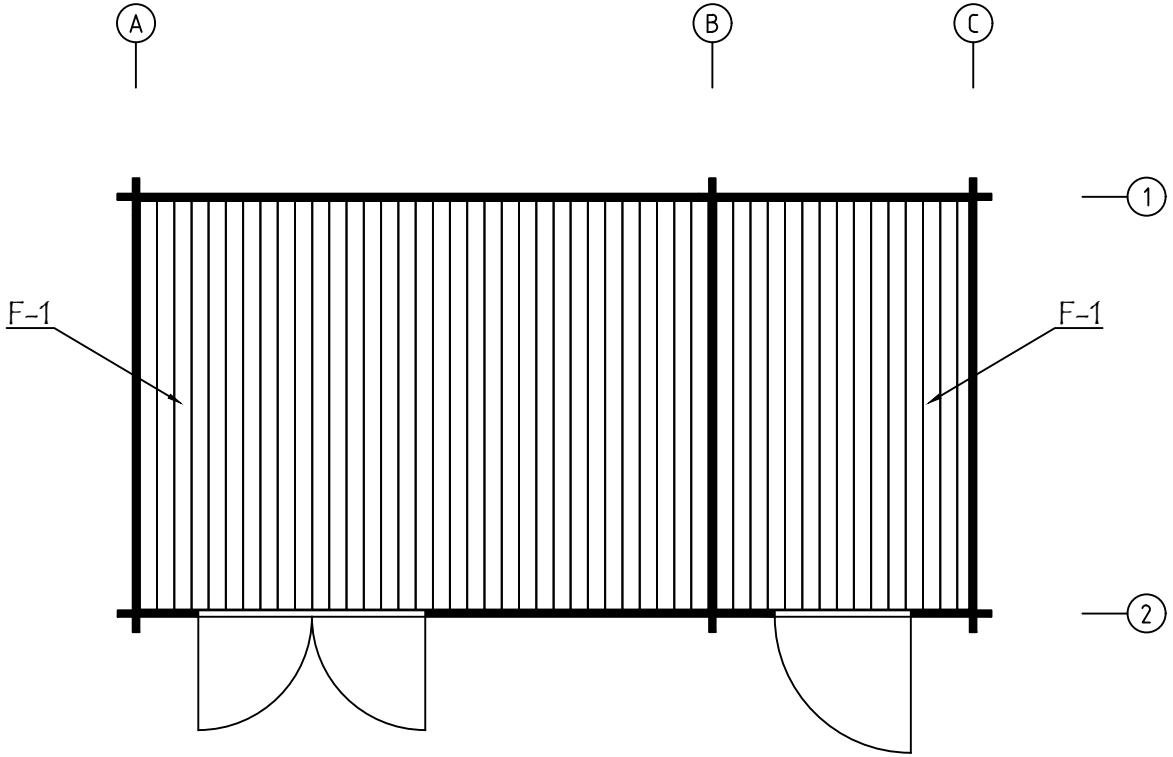

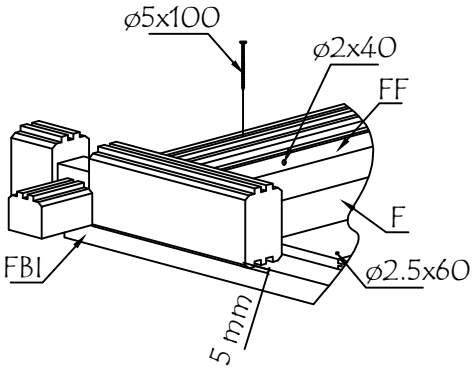

Model	4425220	Seite/Page	5
Zeichnung/Drawing	FUSSBODENBRETTER-FLOOR BOARDS	Maßstab/Scale	1:50
Profil/Profile	114x18 oder - or 88x18	Datum/Date	31.03.2023
Zeichner/Drafter	SRM	File	4425220.dwg

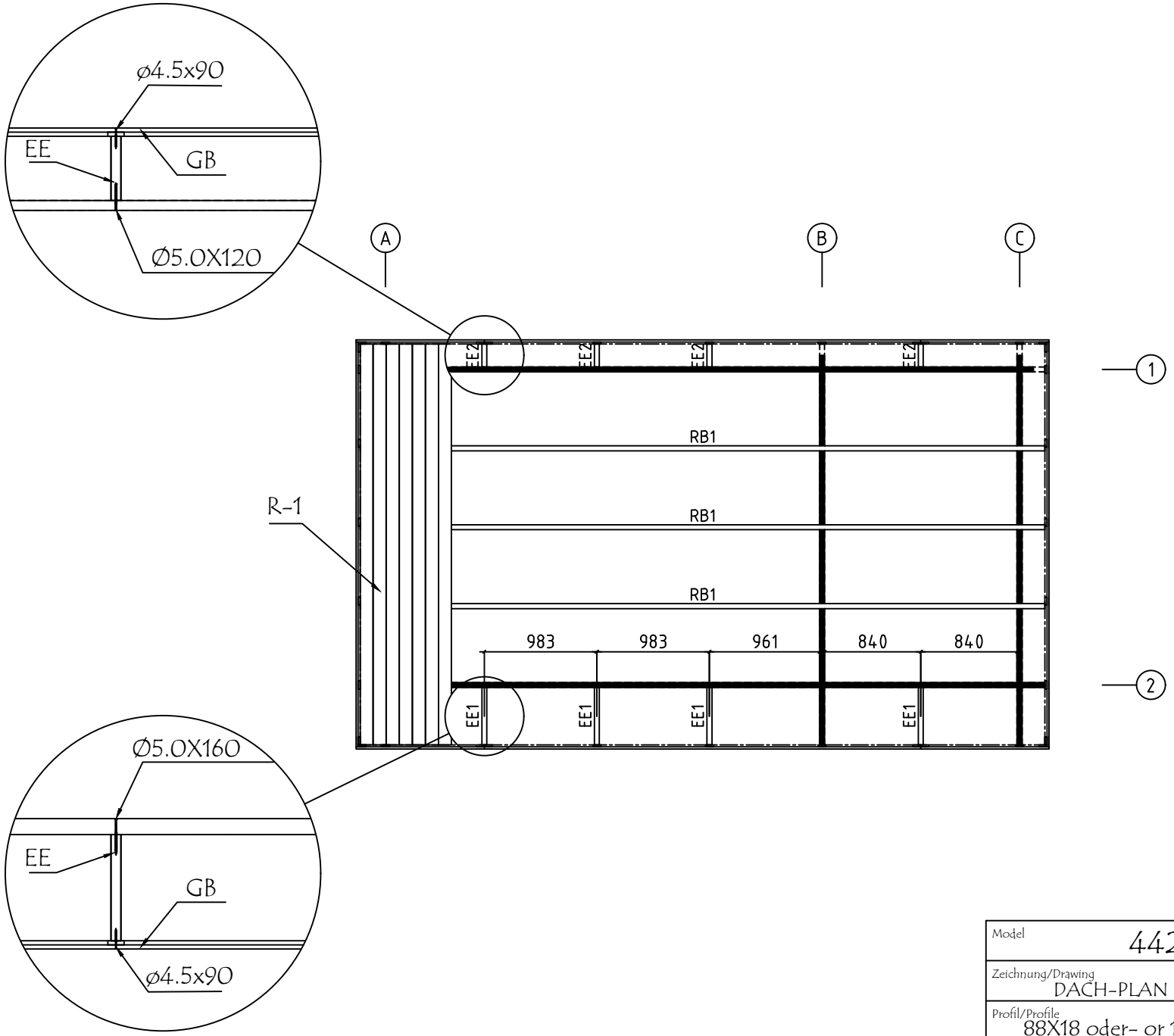

Model	4425220	Seite/Page	6
Zeichnung/Drawing	DACH-PLAN - ROOF PLAN	Maßstab/Scale	1:50
Profil/Profile	88X18 oder- or 114X18 / 43X140	Datum/Date	31.03.2023
Zeichner/Drafter	SRM	File	4425220.dwg

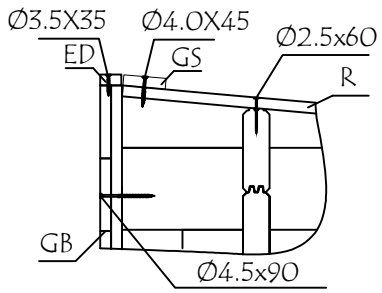

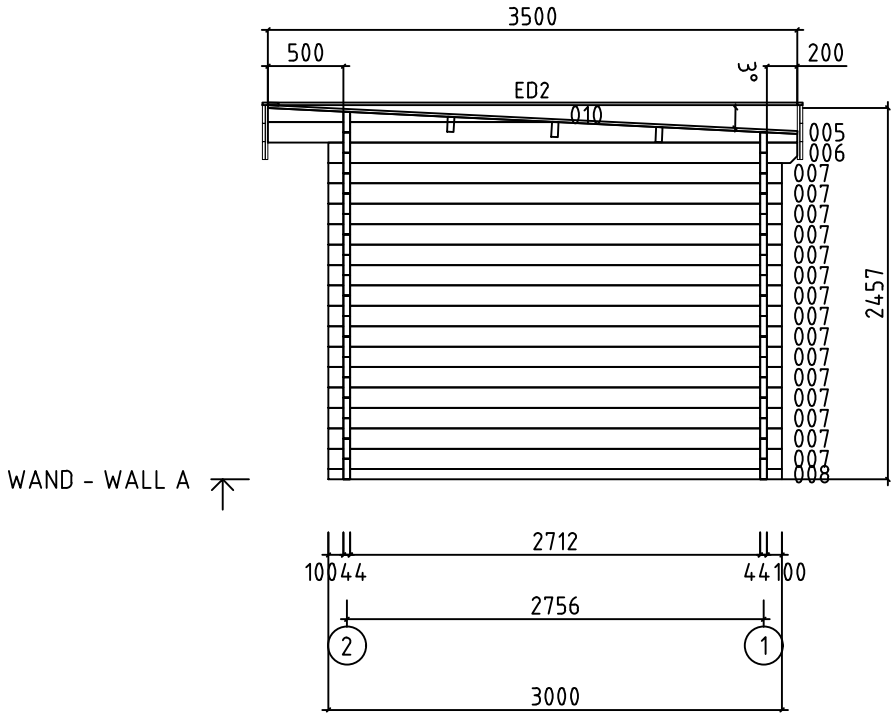

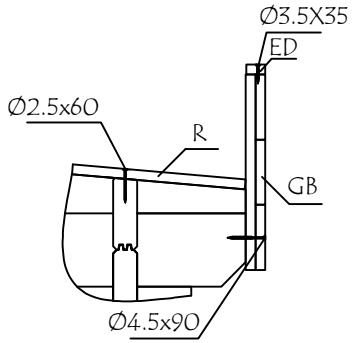

Model	4425220	Seite/Page	7
Zeichnung/Drawing	WAND - WALL A	Maßstab/Scale	1:50
Profil/Profile	44x135	Datum/Date	31.03.2023
Zeichner/Drafter	SRM	File	4425220.dwg

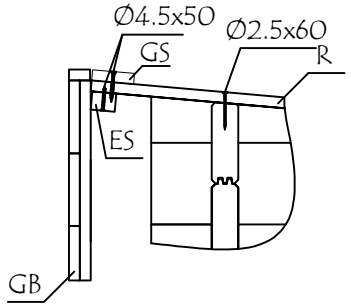

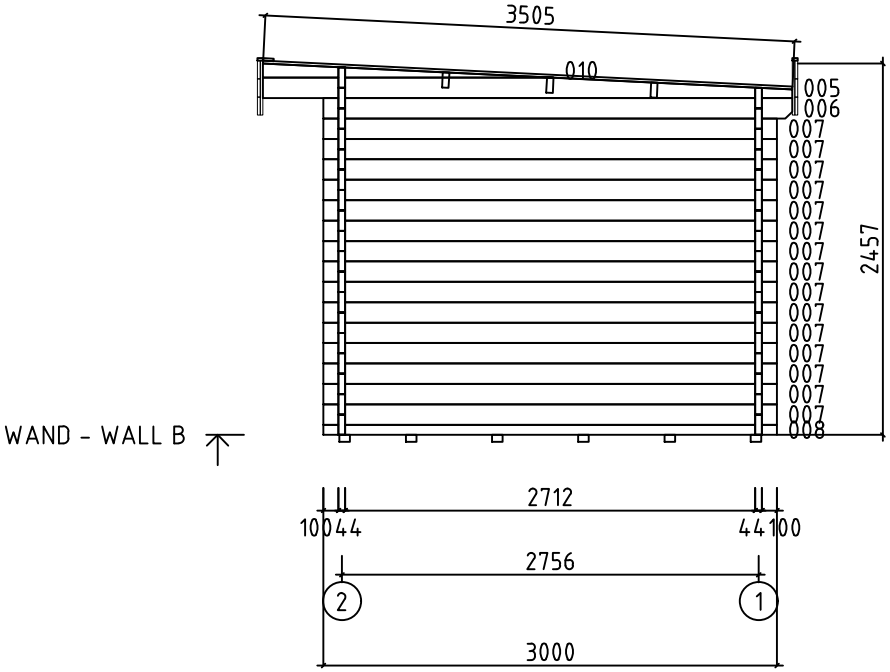

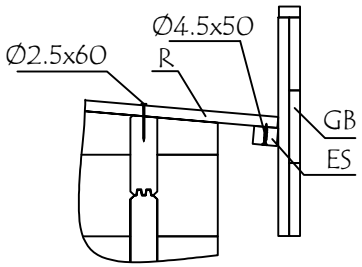

Model	4425220	Seite/Page	8
Zeichnung/Drawing	WAND - WALL B	Maßstab/Scale	1:50
Profil/Profile	44x135	Datum/Date	31.03.2023
Zeichner/Drafter	SRM	File	4425220.dwg

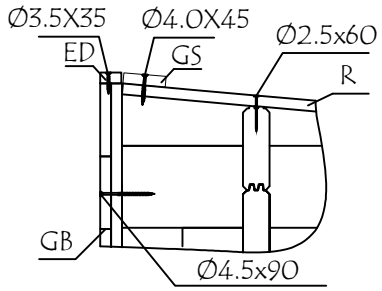

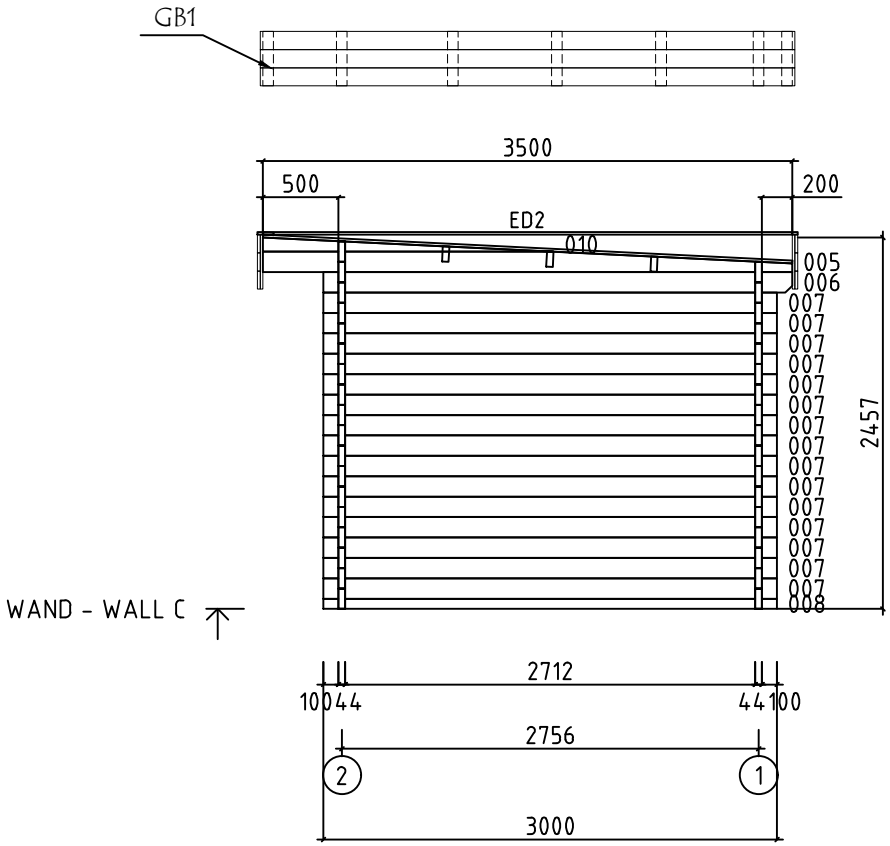

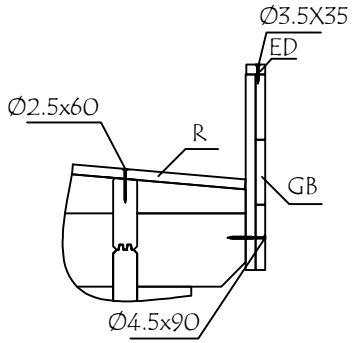

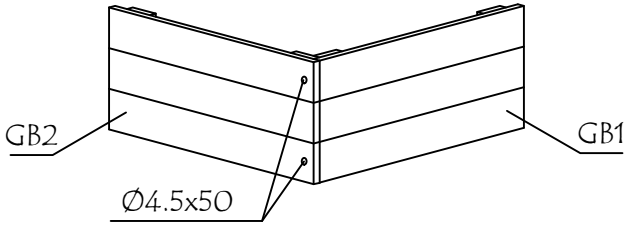

Model	4425220	Seite/Page	9
Zeichnung/Drawing	WAND - WALL C	Maßstab/Scale	1:50
Profil/Profile	44x135	Datum/Date	31.03.2023
Zeichner/Drafter	SRM	File	4425220.dwg

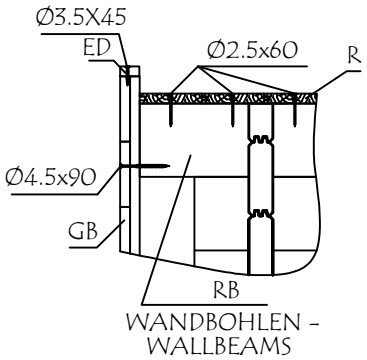

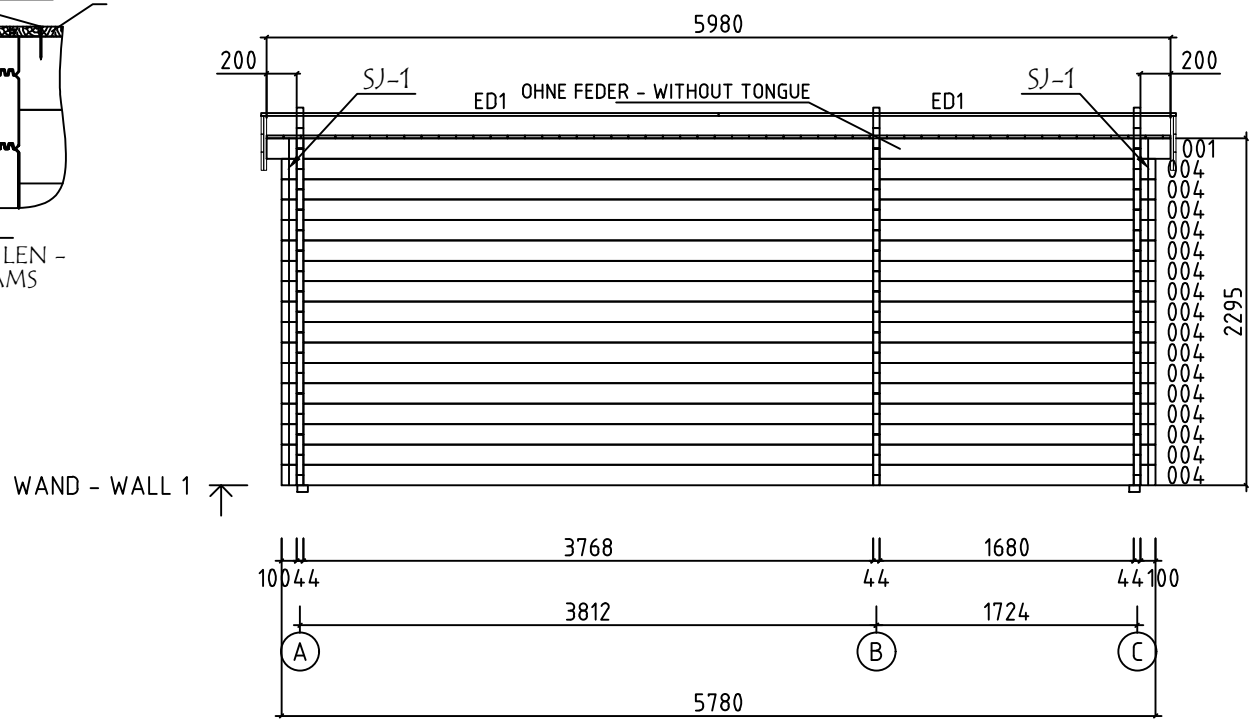

Model	4425220	Seite/Page	10
Zeichnung/Drawing	WAND - WALL 1	Maßstab/Scale	1:50
Profil/Profile	44x135	Datum/Date	31.03.2023
Zeichner/Drafter	SRM	File	4425220.dwg

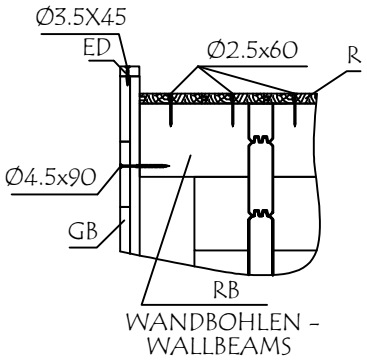



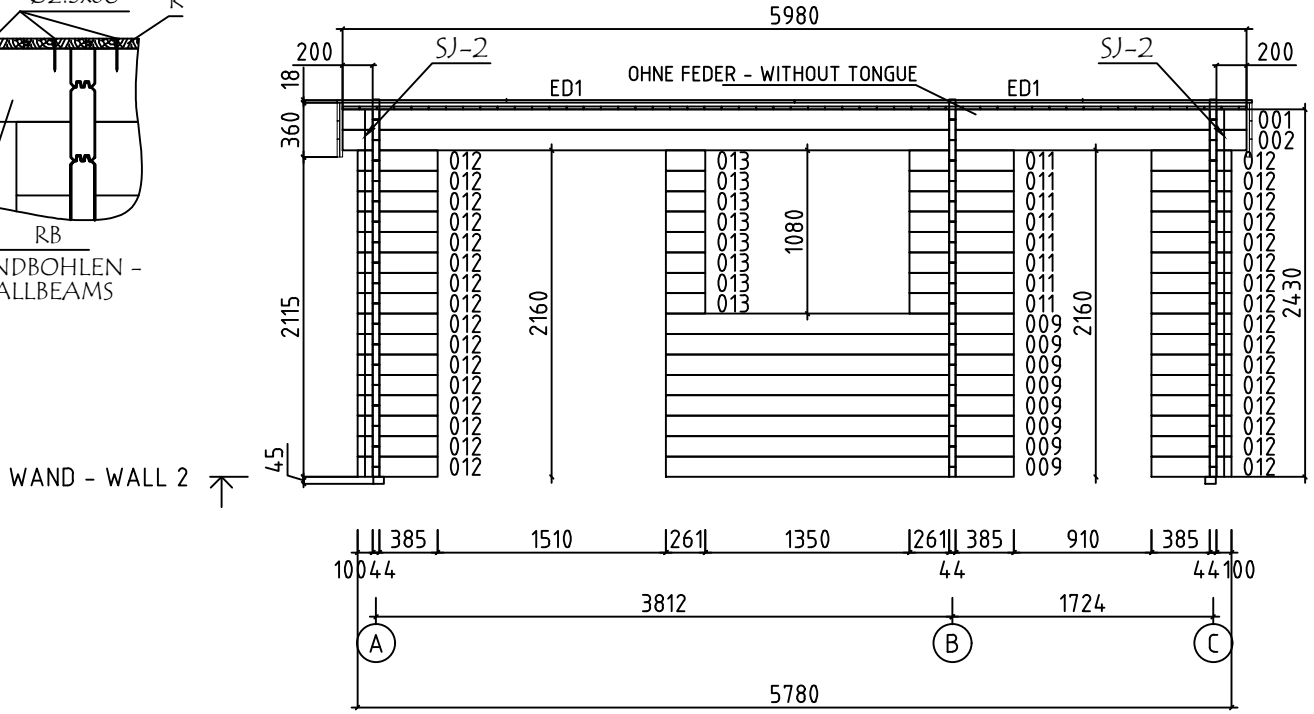

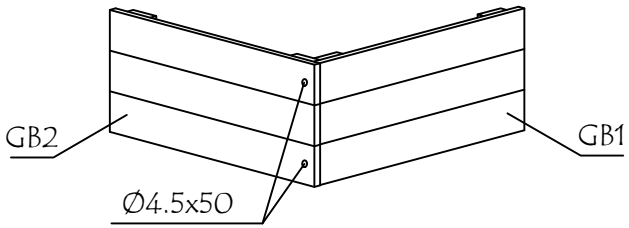

Model	4425220	Seite/Page	11
Zeichnung/Drawing	WAND - WALL 2	Maßstab/Scale	1:50
Profil/Profile	44x135	Datum/Date	31.03.2023
Zeichner/Drafter	SRM	File	4425220.dwg

Pos	Bestimmung-Specification 4425220	Stck. Pcs.	Profil Profile (mm)	Länge Length (mm)
001	200 3767 1681 200 OHNE FEDER - WITHOUT TONGUE	2	44x135	5980
002	200 3767 1680 200	1	44x135	5980
003	100 5636 ERZATZBOHLE-SPARE BEAM	1	44x135	5780
004	100 3767 1681 100	16	44x135	5780
006	100 2712 200	3	44x135	3100
007	100 2712 100	45	44x135	3000
008	100 2712 100	3	44x68	3000
009	1872 385	8	44x135	2302
011	261 385	8	44x135	690
012	100 385	32	44x135	529
013		8	44x135	261
SH	SCHLAGHOLZ - HAMMER BLOCK 44 MM	2	44X135	300
WA-1 WB-1 WC-1	229 010 3° 005 3500	1 1 1	44X229	3500
FBI2	FUNDAMENTHOLZ (IMM) - FOUNDATION BEAM (IMM)	6	70x45	5430
FBI1	FUNDAMENTHOLZ (IMM) - FOUNDATION BEAM (IMM)	2	70x45	2790
EE1	TRAUFELEMENTESTÜTZEN - EAVES ELEMENT SUPPORT	4	43x140	500
EE2	TRAUFELEMENTESTÜTZEN - EAVES ELEMENT SUPPORT	4	43x140	200
ED1	DECKBRETT - COVERING BOARD	4	18x35	3026
ED2	DECKBRETT - COVERING BOARD	2	18x35	3502
RB1	DACHBALKEN - ROOF BEAM 200 3767 1681 200	3	43x140	5980
R-1	DACHBRETTER - ROOF BOARDS 88mm or-oder 114mm	68+1 53+1	88x18 114x18	3505
F-1	FUSSBODENBRETTER-FLOOR BOARDS 88mm or-oder 114mm	63+1 48+1	88x18 114x18	2705
FF-1	FUSSBODENLEISTEN FLOOR STRIPS		18x35	24.0 lfm/rm

Name	4425220	Datum/Date	31.03.2023	Seite/Page	1/3

Pos	Bestimmung-Specification 4425220	Stck. Pcs.	Profil Profile (mm)	Länge Length (mm)
GS-1	GIEBELDECKLEISTE - GABLE COVER STRIPS	2	18x70	2990
ES-1	TRAUFENLEISTE - EAVES STRIPS	4	30x40	2950
GB-1	TRAUFELEMENTE- EAVES ELEMENT ASSEMBLY REQUIRED-MONTAGE ERFORDERLICH	2	36x360	3536
EBP1-1	TRAUFELEMENTEBRETTER - EAVES ELEMENTBOARDS	6	18x120	3536
MB-1	MONTAGEBRETTER - MOUNTIG BOARD	14	70x18	360
GB-2	TRAUFELEMENTE- EAVES ELEMENT ASSEMBLY REQUIRED-MONTAGE ERFORDERLICH	2	36x360	6052
EBP1-2	TRAUFELEMENTEBRETTER - EAVES ELEMENTBOARDS	6	18x120	1120
EBP1-3	TRAUFELEMENTEBRETTER - EAVES ELEMENTBOARDS	6	18x120	4932
MB-1	MONTAGEBRETTER - MOUNTIG BOARD	22	70x18	360
SJ-1	GEWINDESTANGE M10 - TREADED ROD M10	2		2320
SJ-2	GEWINDESTANGE M10 - TREADED ROD M10	2		2460
HS	SCHRAUBEN FÜR DECKBRETT - SCREWS FOR COVERING BOARD ED	40	Ø3.5X35	
HS	SCHRAUBEN FÜR MONTAGEBRETTER - SCREWS FOR MOUNTIG BOARD MB	96	Ø3.5X35	
HS	SCHRAUBEN FÜR TRAUFELEMENTE - SCREWS FOR EAVES ELEMENT GB	8	Ø4.5X50	
HS	SCHRAUBEN FÜR GIEBELDECKLEISTEN - SCREWS FOR GABLE COVER STRIPS GS	12	Ø4.5X50	
HS	SCHRAUBEN FÜR TRAUFELEMENTE - SCREWS FOR EAVES ELEMENT GB	48	Ø4.5X90	
HS	SCHRAUBEN FÜR 1. BOHLENREIHE - SCREWS FOR 1. WALL BEAM	6	Ø5.0X100	

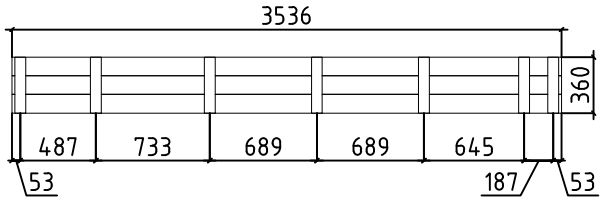

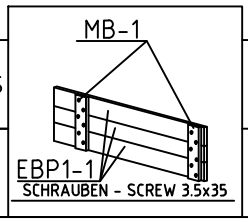

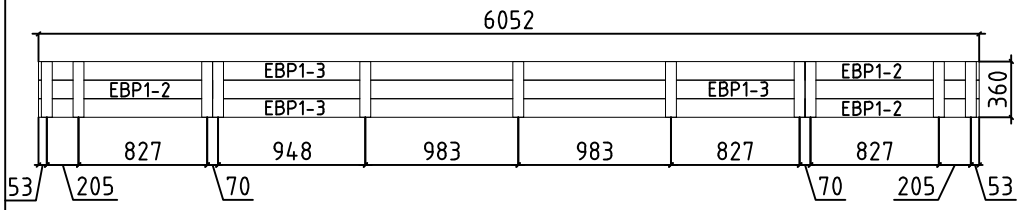

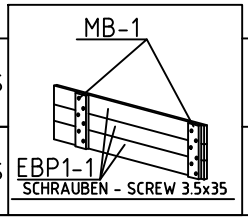

Pos	Bestimmung-Specification 4425220	Stck. Pcs.	Profil Profile (mm)	Länge Length (mm)
HS	SCHRAUBEN FÜR FUNDAMENTHOLZ - SCREWS FOR FOUNDATION BEAM FBI	24	Ø5.0X120	
HS	SCHRAUBEN FÜR BLENDENSTÜTZEN - SCREWS FOR PARAPET SUPPORT EE	8	Ø5.0X120	
HS	SCHRAUBEN FÜR BLENDENSTÜTZEN - SCREWS FOR PARAPET SUPPORT EF	8	Ø6X160	
HS	SCHRAUBEN FÜR DACHBALKEN - SCREWS FOR ROOF BEAM RB	9	Ø6X160	
NF	NÄGEL FÜR DACHBRETTER - NAILS FOR ROOF BOARDS R	530	Ø2.5X60	
NF	NÄGEL FÜR FUSSBODENBRETTER - NAILS FOR FLOOR BOARDS F	384	Ø2.5X60	
NF	NÄGEL FÜR FUSSBODENLEISTE - NAILS FOR FLOOR STRIPS FF	50	Ø2X40	
AST_PRE	FENSTER - WINDOW 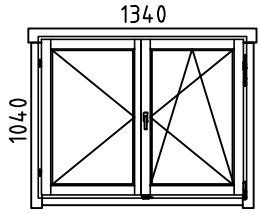 DIN RECHTS/RIGHT HANDED	1	1340x1040	
AST_PRE	TÜR - DOOR 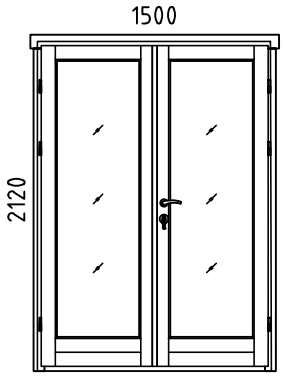 DIN RECHTS/RIGHT HANDED	1	1500x2120	
AST_PRE	TÜR - DOOR  DIN RECHTS/RIGHT HANDED	1	900x2120	
✂	BITTE SELBER ANPASSEN (FALLS NÖTIG)! - CUT INTO LENGTH ON SITE (IF NEEDED)!			