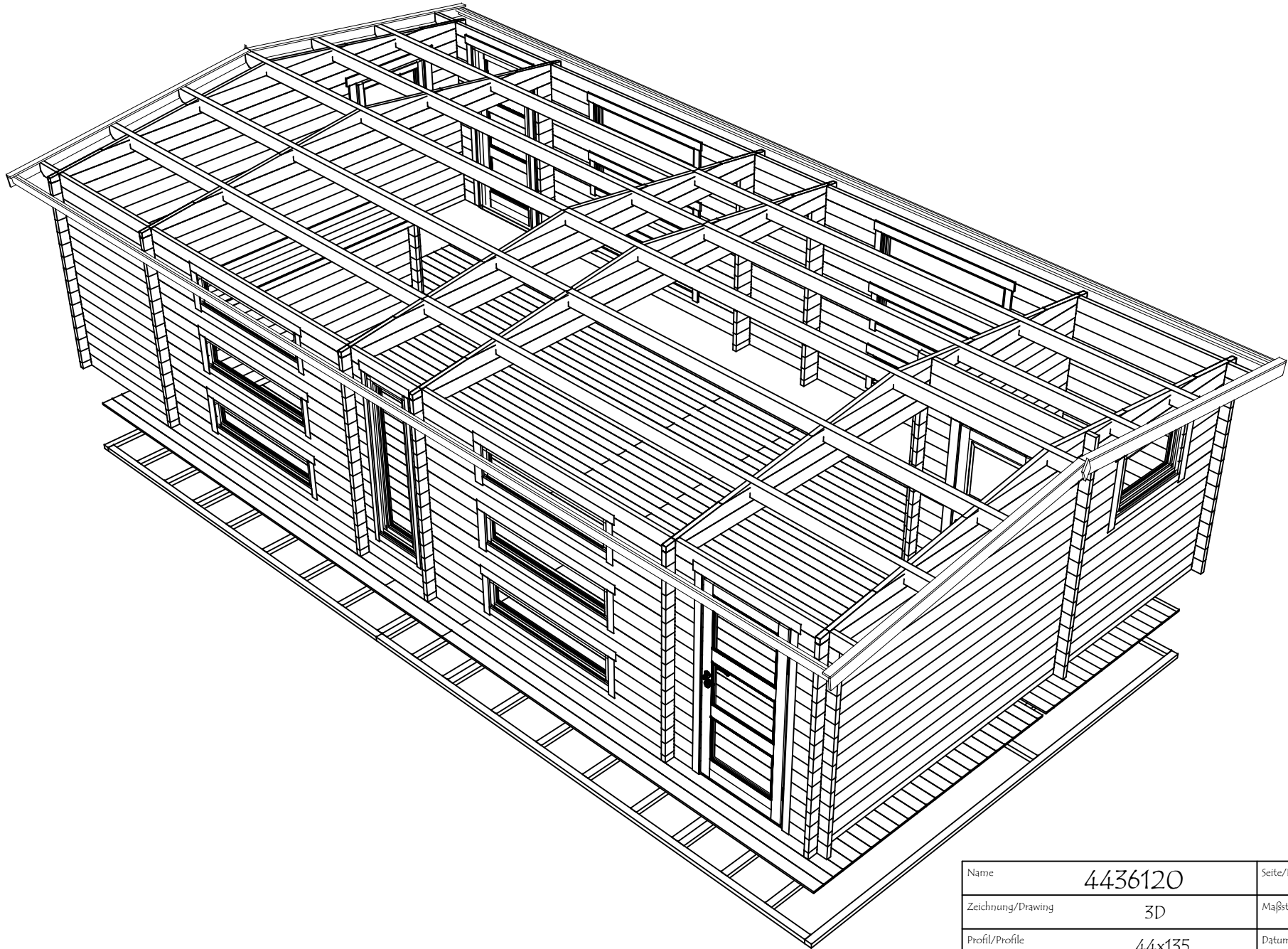
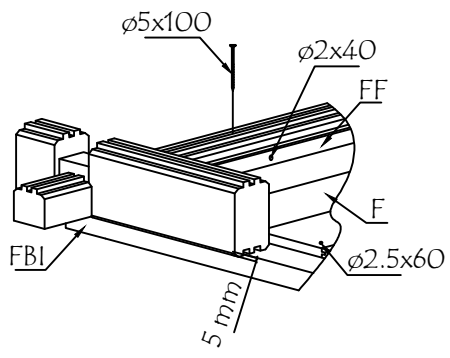
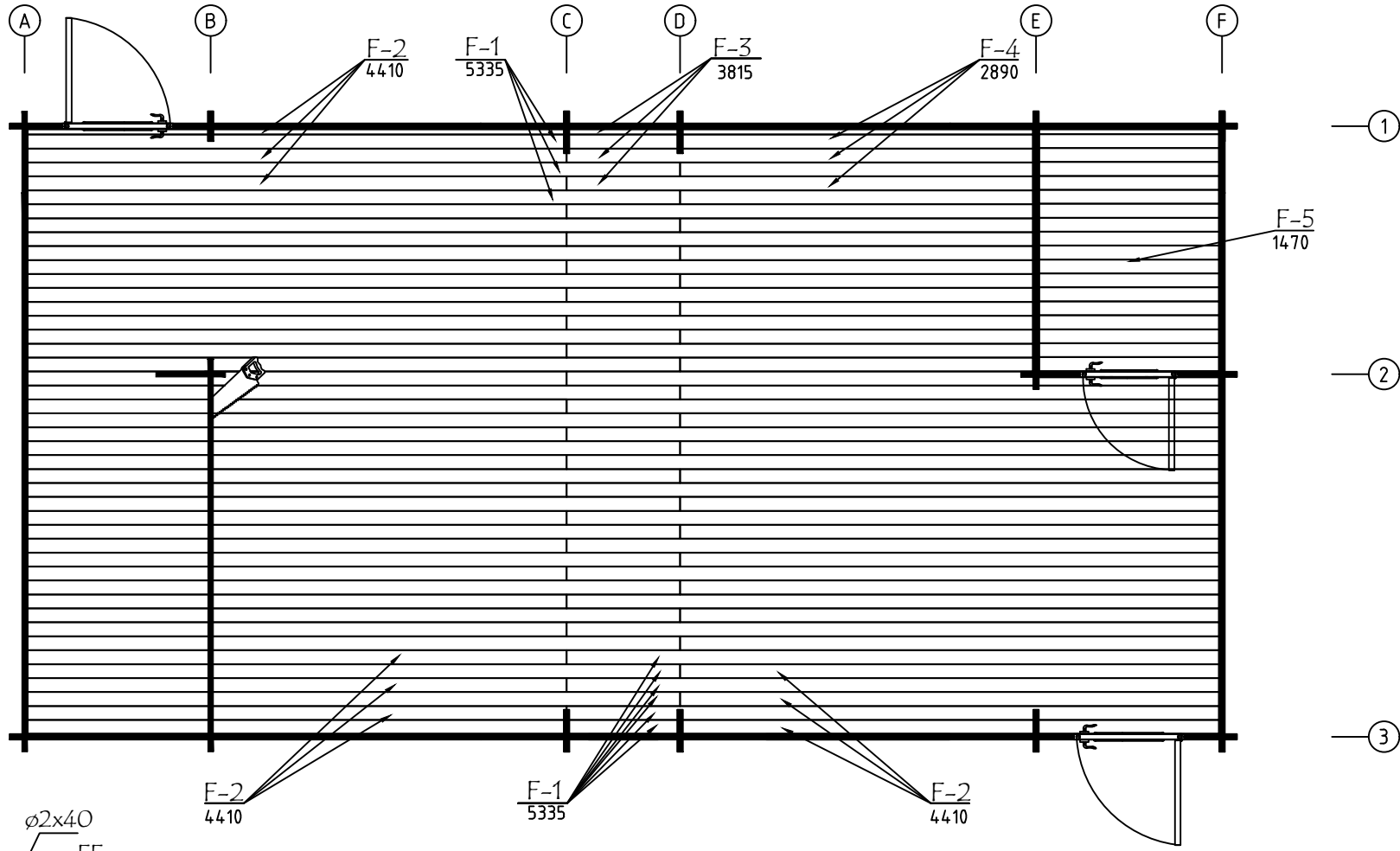


Name	4436120	Seite/Page	1
Zeichnung/Drawing	3D	Maßstab/Scale	
Profil/Profile	44x135	Datum/Date	29.09.2023
Zeichner/Drafter	SRM	File	4436120.dwg



Name	4436120	Seite/Page	2
Zeichnung/Drawing	3D	Maßstab/Scale	
Profil/Profile	44x135	Datum/Date	29.09.2023
Zeichner/Drafter	SRM	File	4436120.dwg

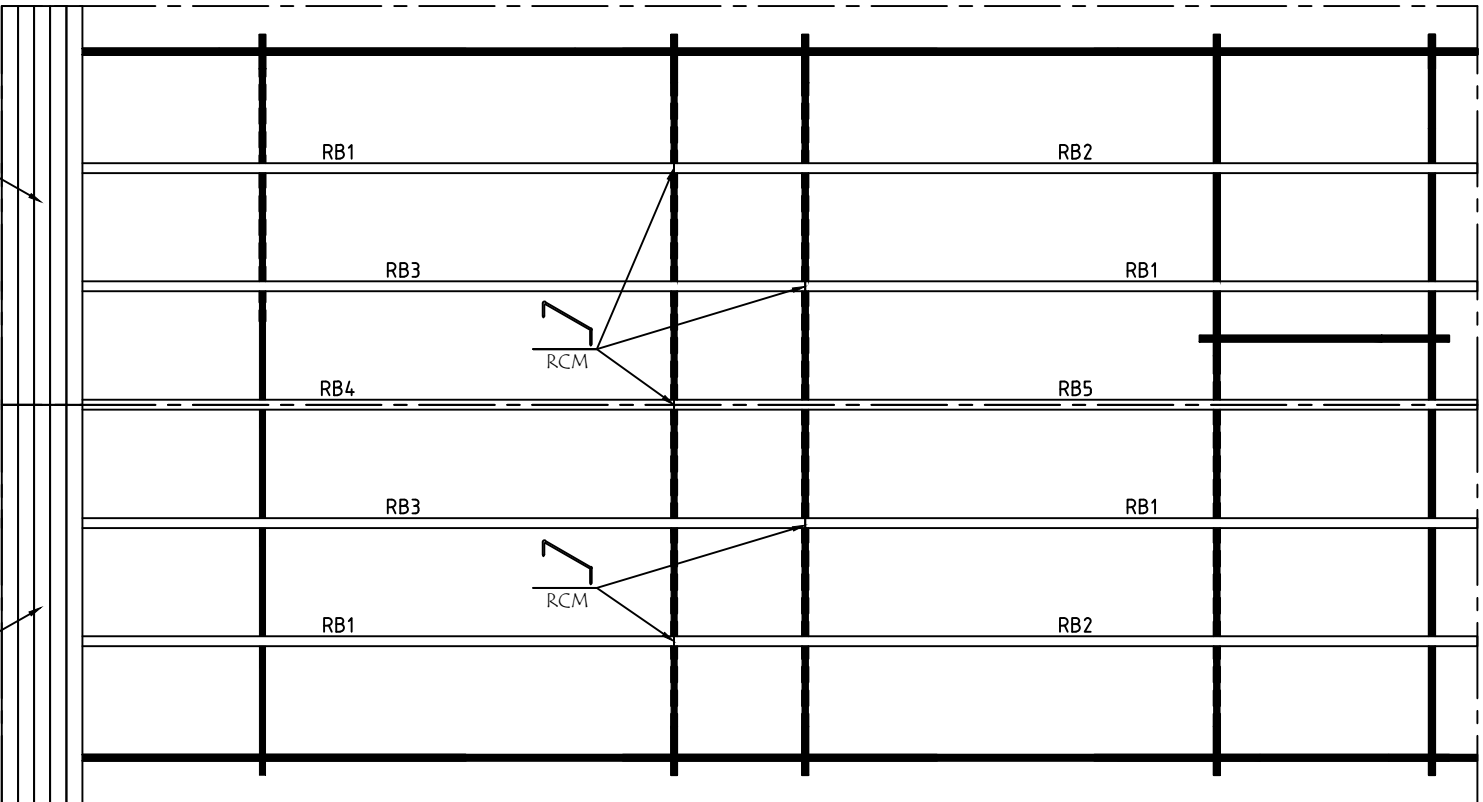


Model	4436120	Seite/Page	5
Zeichnung/Drawing	FUSSBODENBRETTER-FLOOR BOARDS	Maßstab/Scale	1:50
Profil/Profile	114x18 oder-or 88x18	Datum/Date	29.09.2023
Zeichner/Drafter	SRM	File	4436120.dwg

Ⓐ Ⓑ Ⓒ Ⓓ Ⓔ Ⓕ

R-1

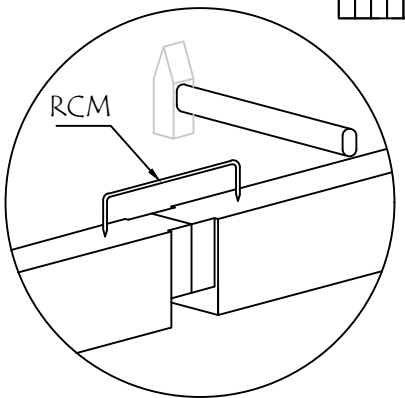
R-1



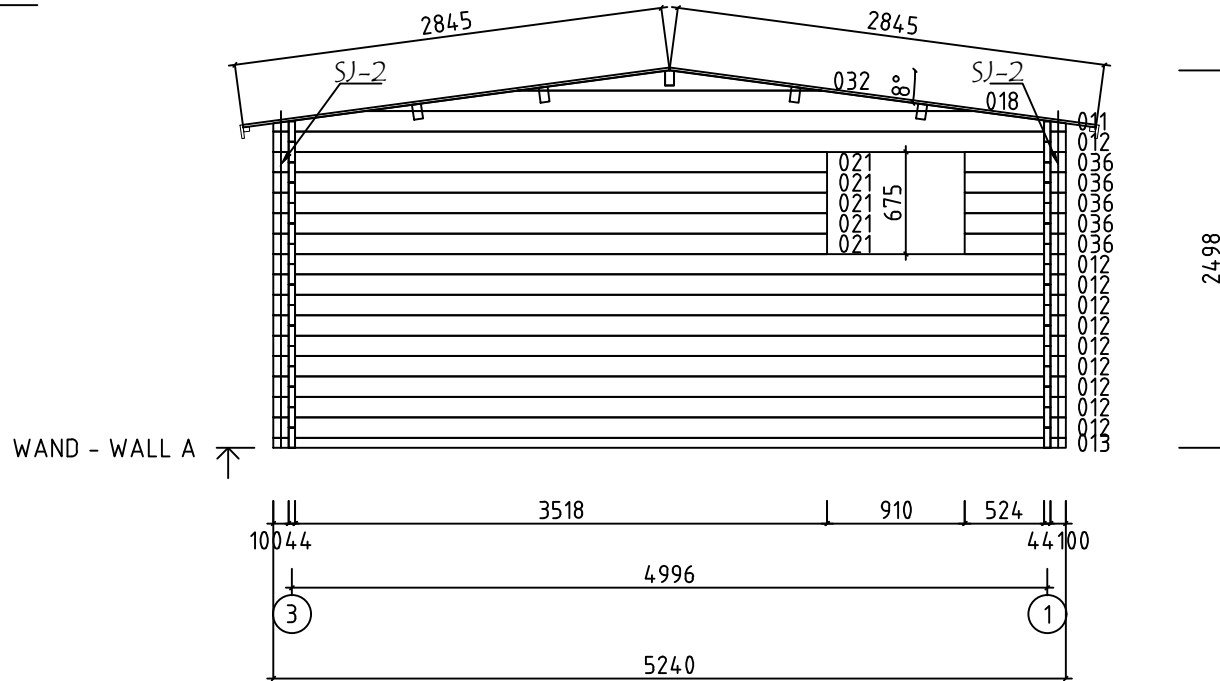
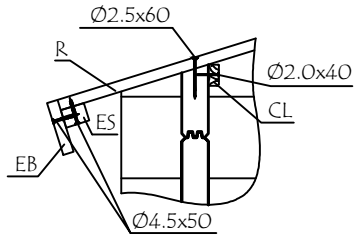
— ①

— ②

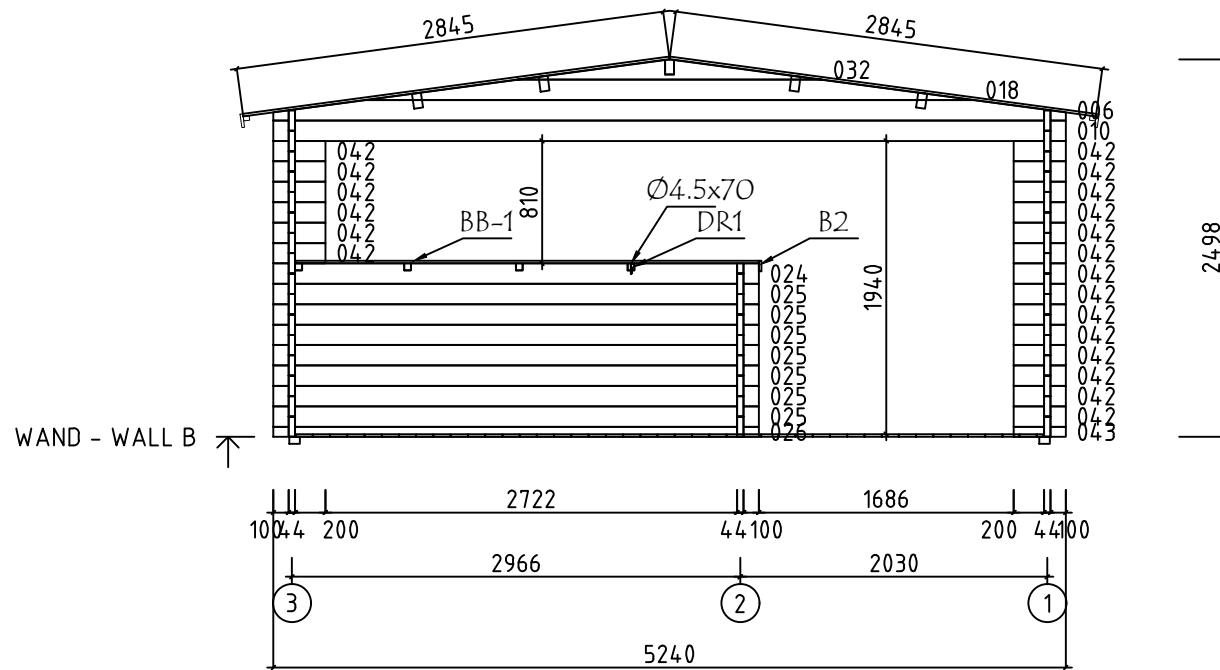
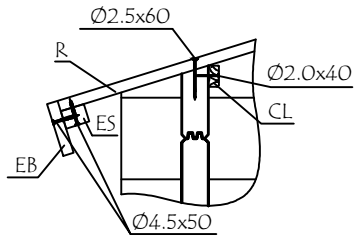
— ③



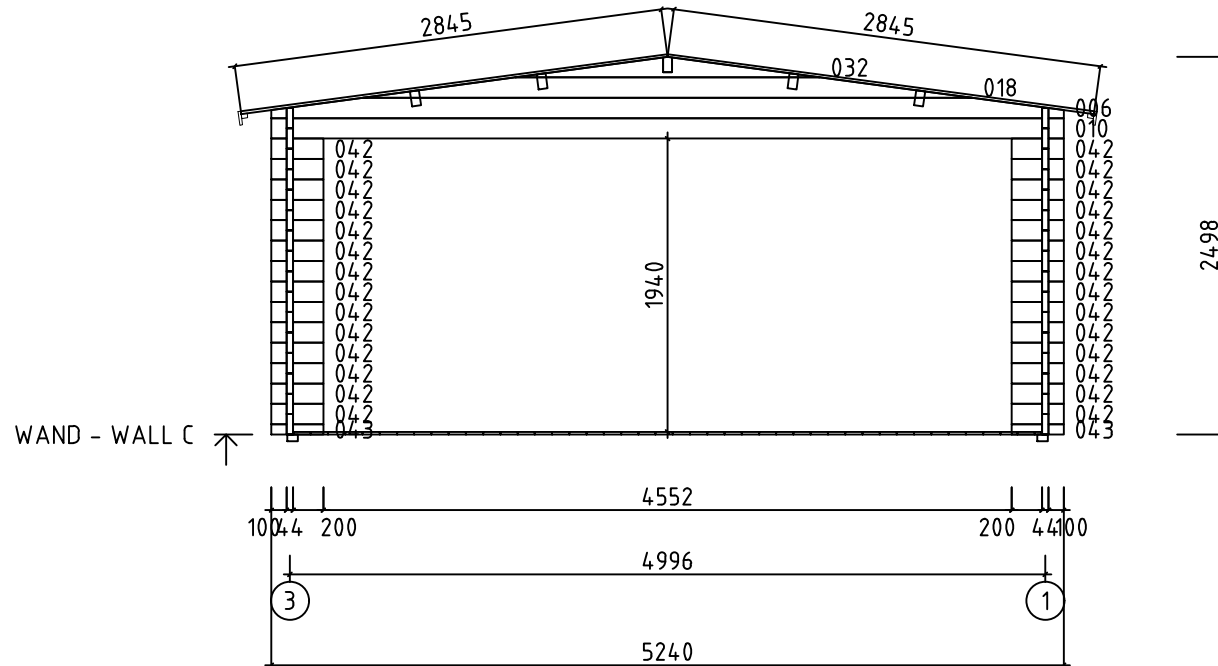
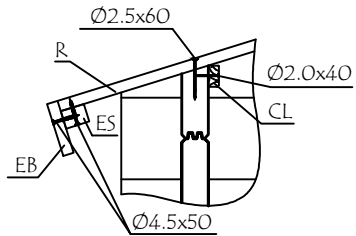
Model	4436120	Seite/Page	6
Zeichnung/Drawing	DACHBRETTER - ROOF BOARDS	Maßstab/Scale	1:50
Profil/Profile	88x18 oder-or 114x18 / 70x140	Datum/Date	29.09.2023
Zeichner/Drafter	SRM	File	4436120.dwg



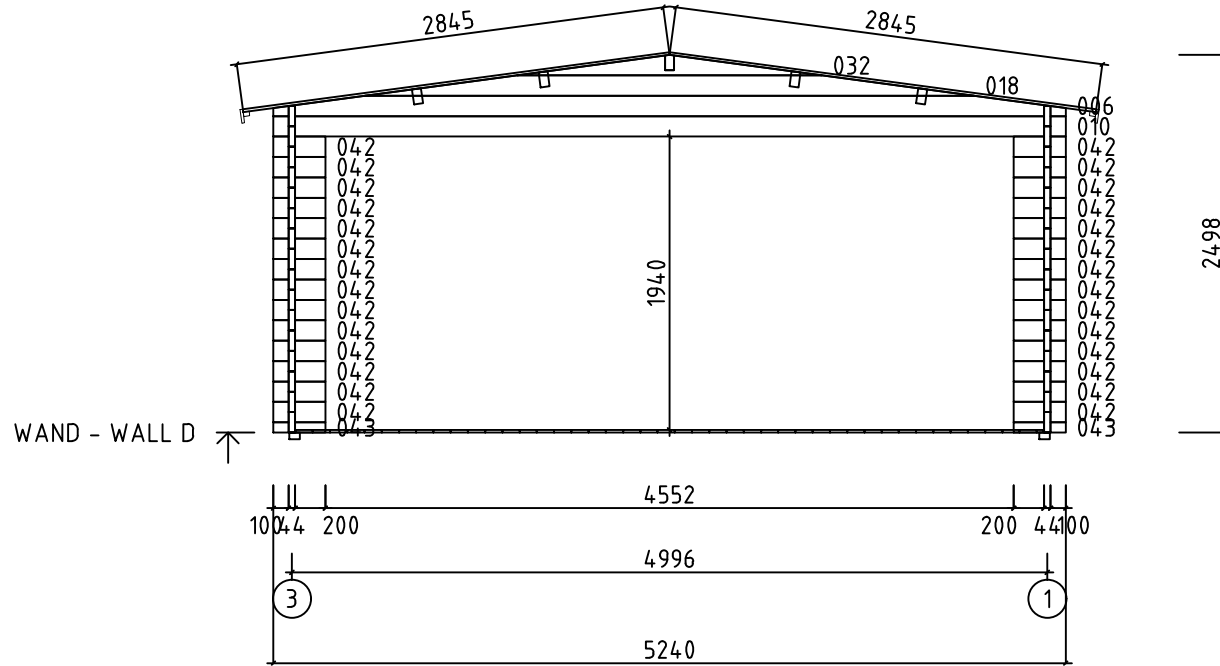
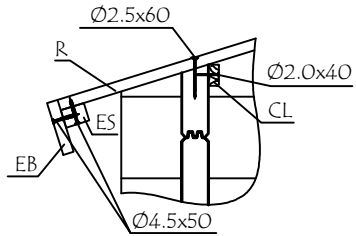
Model	4436120	Seite/Page	7
Zeichnung/Drawing	WAND - WALL A	Maßstab/Scale	1:50
Profil/Profile	44x135	Datum/Date	29.09.2023
Zeichner/Drafter	SRM	File	4436120.dwg



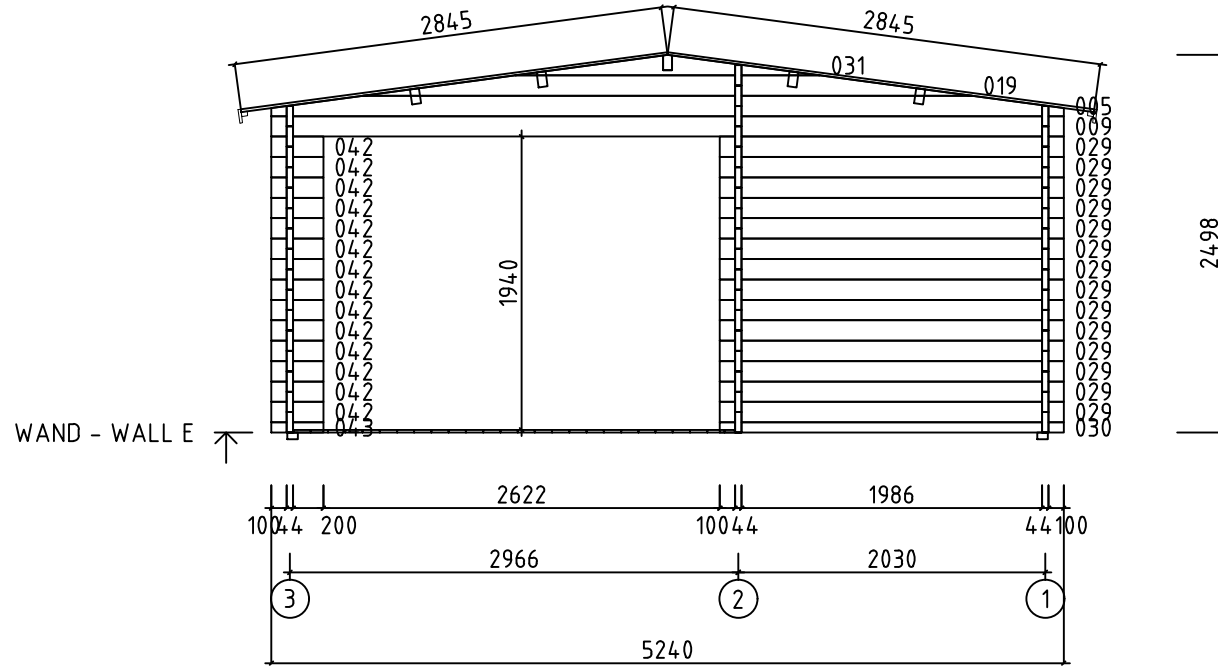
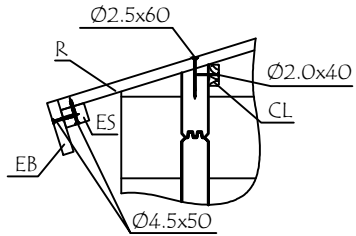
Model	4436120	Seite/Page	8
Zeichnung/Drawing	WAND - WALL B	Maßstab/Scale	1:50
Profil/Profile	44x135	Datum/Date	29.09.2023
Zeichner/Drafter	SRM	File	4436120.dwg



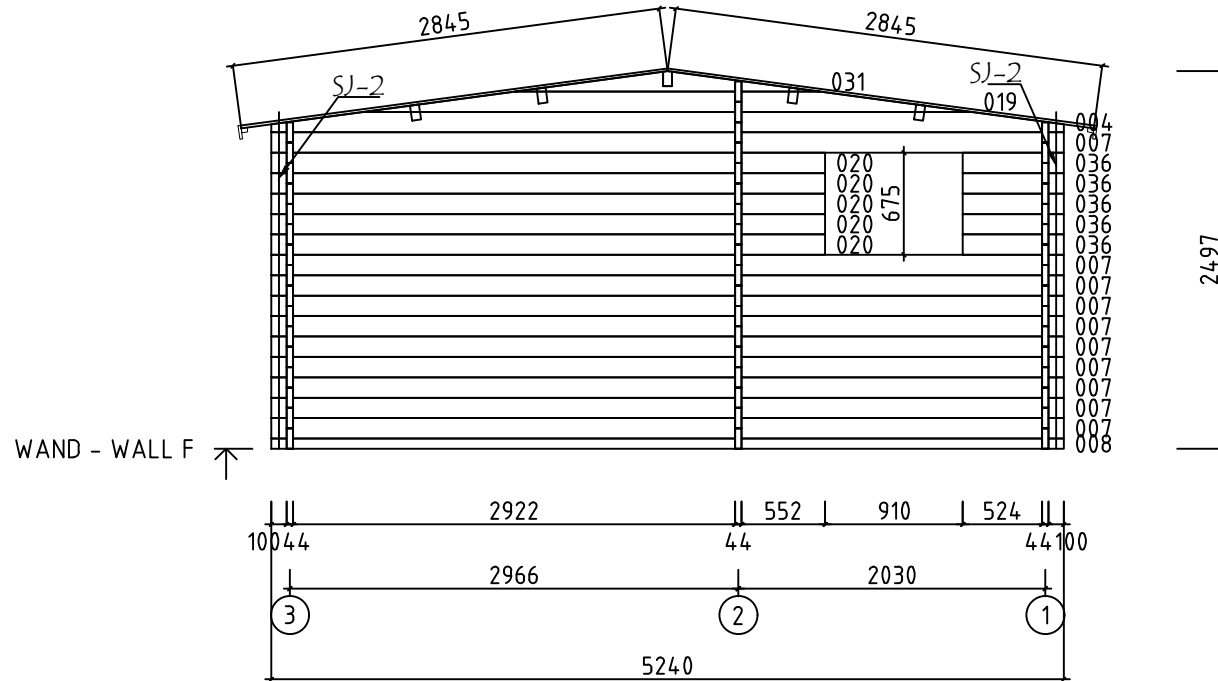
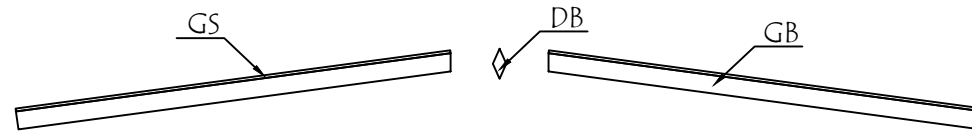
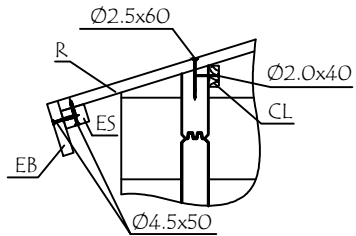
Model	4436120	Seite/Page	9
Zeichnung/Drawing	WAND - WALL C	Maßstab/Scale	1:50
Profil/Profile	44x135	Datum/Date	29.09.2023
Zeichner/Drafter	SRM	File	4436120.dwg



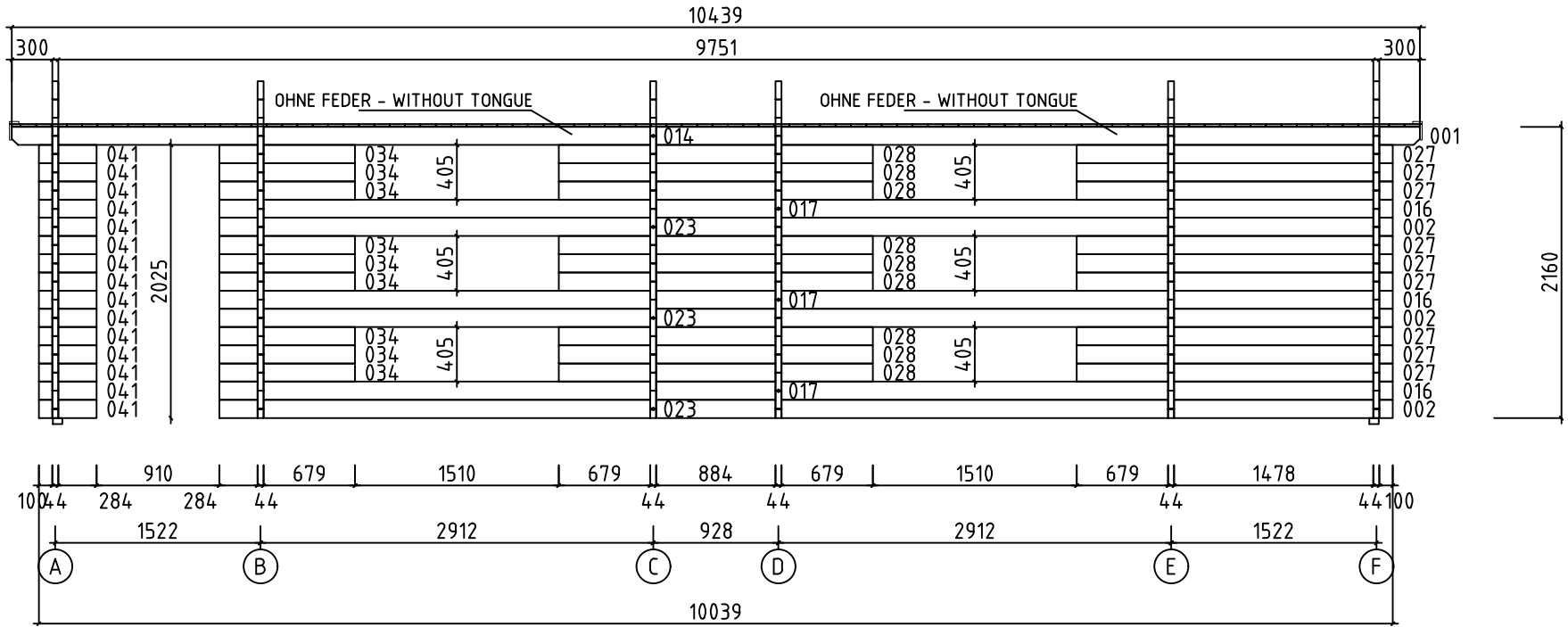
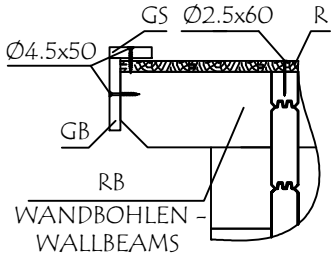
Model	4436120	Seite/Page	10
Zeichnung/Drawing	WAND - WALL D	Maßstab/Scale	1:50
Profil/Profile	44x135	Datum/Date	29.09.2023
Zeichner/Drafter	SRM	File	4436120.dwg



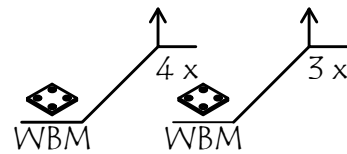
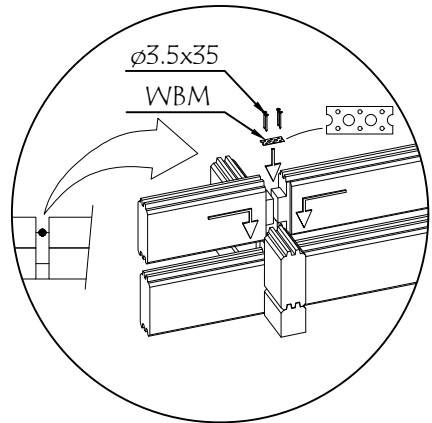
Model	4436120	Seite/Page	11
Zeichnung/Drawing	WAND - WALL E	Maßstab/Scale	1:50
Profil/Profile	44x135	Datum/Date	29.09.2023
Zeichner/Drafter	SRM	File	4436120.dwg



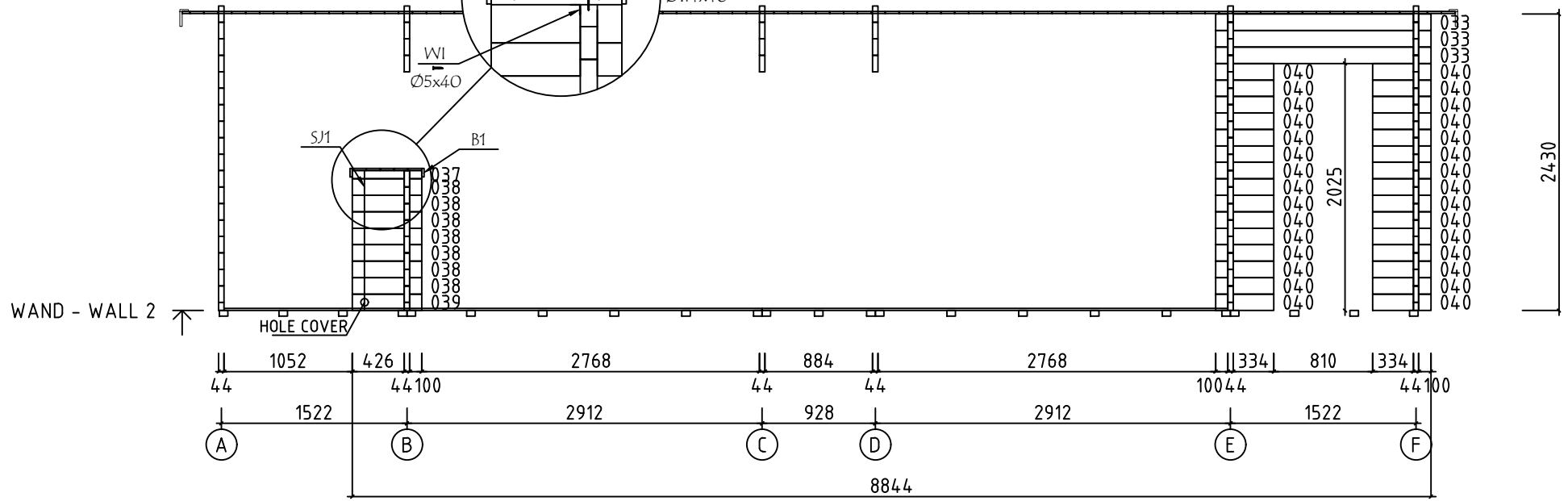
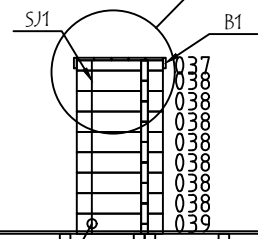
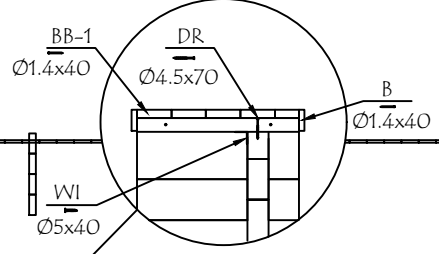
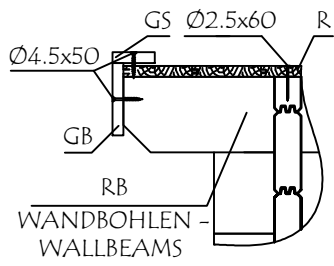
Model	4436120	Seite/Page	12
Zeichnung/Drawing	WAND - WALL F	Maßstab/Scale	1:50
Profil/Profile	44x135	Datum/Date	29.09.2023
Zeichner/Drafter	SRM	File	4436120.dwg



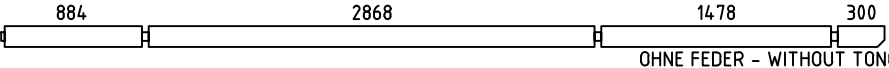

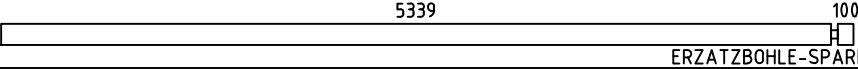




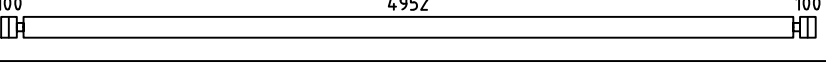









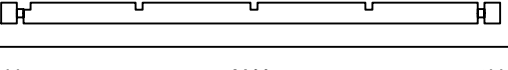





WAND - WALL 1

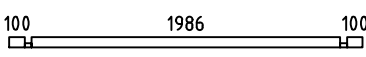



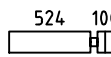







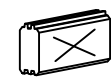
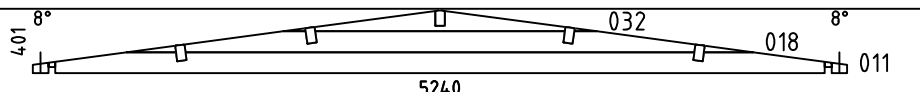
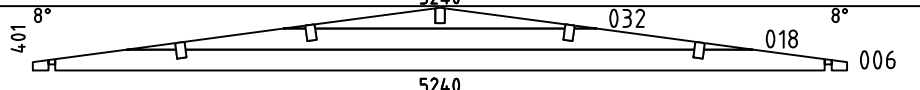

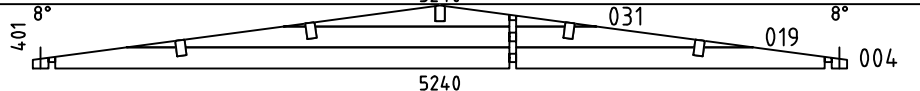

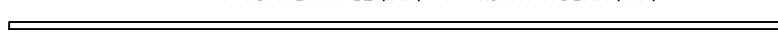














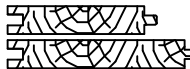
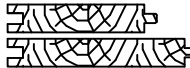
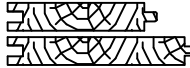
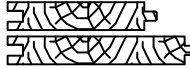





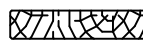
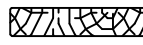




Model	4436120	Seite/Page	13
Zeichnung/Drawing	WAND - WALL 1	Maßstab/Scale	1:50
Profil/Profile	44x135	Datum/Date	29.09.2023
Zeichner/Drafter	SRM	File	4436120.dwg
























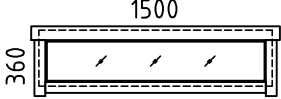
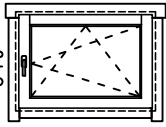
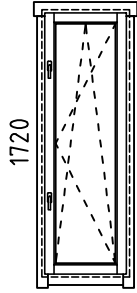

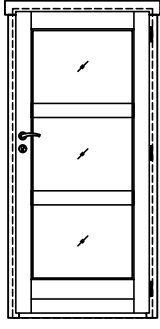

Model	4436120	Seite/Page	14
Zeichnung/Drawing	WAND - WALL 2	Maßstab/Scale	1:50
Profil/Profile	44x135	Datum/Date	29.09.2023
Zeichner/Drafter	SRM	File	4436120.dwg

Pos	Bestimmung-Specification 4436120	Stck. Pcs.	Profil Profile (mm)	Länge Length (mm)	
001		2	44x135	5684	
002		4	44x135	5484	
003		1	44x135	5484	
007		10	44x135	5240	
008		1	44x68	5240	
009		1	44x135	5240	
010		3	44x135	5240	
012		10	44x135	5240	
013		1	44x68	5240	
014		2	44x135	4756	
015		4	44x135	4732	
016		4	44x135	4556	
017		4	44x135	4146	
020		5	44x135	3663	
021		5	44x135	3663	
022		4	44x135	3394	
023		4	44x135	3218	
024		1	44x135	3210	
025		7	44x135	3210	
026		1	44x68	3210	
027		18	44x135	2345	
028		9	44x135	2330	
029		14	44x135	2274	
Model	4436120	Datum/Date	29.09.2023	Seite/Page	1/5

Pos	Bestimmung-Specification 4436120	Stck. Pcs.	Profil Profile (mm)	Länge Length (mm)
030		1	44x68	2274
033		3	44x135	1765
034		18	44x135	1007
035		18	44x135	878
036		10	44x135	668
037		1	44x68	570
038		7	44x135	570
039	 HOLE COVER	1	44x135	570
040		30	44x135	478
041		30	44x135	428
042		90	44x135	344
043		6	44x68	344
SH	SCHLAGHOLZ - HAMMER BLOCK 44 MM 	2	44x135	300
WA-1		1	44x401	5240
WB-1		1	44x401	5240
WC-1		1		
WD-1		1		
WE-1		1	44x401	5240
WF-1		1	44x401	5240
FBI4	FUNDAMENTHOLZ (IMM) - FOUNDATION BEAM (IMM) 	2	70x45	5309
FBI1	FUNDAMENTHOLZ (IMM) - FOUNDATION BEAM (IMM) 	2	70x45	5030
FBI2	FUNDAMENTHOLZ (IMM) - FOUNDATION BEAM (IMM) 	21	70x45	4890
FBI3	FUNDAMENTHOLZ (IMM) - FOUNDATION BEAM (IMM) 	2	70x45	4381
FBI5	FUNDAMENTHOLZ (IMM) - FOUNDATION BEAM (IMM) 	9	70x45	419
DR1	DECKENRAHMEN - CEILING FRAME 	4	45x45	570

Pos	Bestimmung-Specification 4436120		Stck. Pcs.	Profil Profile (mm)	Länge Length (mm)
B1	BRETT - BOARD 		2	18x70	3084
B2	BRETT - BOARD 		1	18x70	570
RB3	DACHBALKEN - ROOF BEAM 		2	70x140	5683
RB2	DACHBALKEN - ROOF BEAM 		2	70x140	5684
RB5	DACHBALKEN - ROOF BEAM 		1	70x140	5684
RB4	DACHBALKEN - ROOF BEAM 		1	70x140	4756
RB1	DACHBALKEN - ROOF BEAM 		4	70x140	4756
R-1	DACHBRETTER - ROOF BOARDS	88mm or-oder 114mm 	238+1 184+2	88x18 114x18	2850
BB-1	BRETT FÜR BARTHEKE - BOARD FOR BAR COUNTER	88mm or-oder 114mm 	7 5	88x18 114x18	3065
F-1	FUSSBODENBRETTER-FLOOR BOARDS	88mm or-oder 114mm 	46+1 35+1	88x18 114x18	5335
F-2	FUSSBODENBRETTER-FLOOR BOARDS	88mm or-oder 114mm 	46 35	88x18 114x18	4410
F-3	FUSSBODENBRETTER-FLOOR BOARDS	88mm or-oder 114mm 	12 9	88x18 114x18	3815
F-4	FUSSBODENBRETTER-FLOOR BOARDS	88mm or-oder 114mm 	11 9	88x18 114x18	2890
F-5	FUSSBODENBRETTER-FLOOR BOARDS	88mm or-oder 114mm 	22 18	88x18 114x18	1470
FF-1	FUSSBODENLEISTEN FLOOR STRIPS			18x35	50.0 lfm/rm
CL-1	ABDECKLEISTEN - COVER STRIPS		10	18x35	40.0 lfm/rm
GB1-1	GIEBELLEISTE - GABLE MOULDING 		4	18x120	2900
EB2-1	TRAFENBRETTER - EAVES BOARD 		2	18x90	2775
EB2-2	TRAFENBRETTER - EAVES BOARD 		4	18x90	3850
ES-1	TRAFENLEISTE - EAVES STRIPS 		8	30x40	2610
GS-1	GIEBELDECKLEISTE - GABLE COVER STRIPS 		4	18x70	2900
DB	GIEBELSEGMENT - GABLE DIAMOND 		2	18x90	200
SJ-1	GEWINDESTANGE M10 - TREADED ROD M10 		1		1140
Model	4436120		Datum/Date	29.09.2023	Seite/Page 3/5

Pos	Bestimmung-Specification 4436120		Stck. Pcs.	Profil Profile (mm)	Länge Length (mm)
SJ-2	GEWINDESTANGE M10 - TREADED ROD M10		4		2190
RCM	DACHBALKEN BEFESTIGUNGSMETALLE M6 200MM - ROOFBEAMS CONNECTING METAL M6 200MM		5		
HS	SCHRAUBEN FÜR GIEBELSEGMENT - SCREW FOR GABLE DIAMOND / DB		4	Ø3.5x35	
HS1	CHRAUBEN FÜR WANDBOHLN BEFESTIGUNG METALLESCREW - SCREWS FOR WALLBEAMS CONNECTING METAL / WBM		40	Ø3.5x35	
HS	SCHRAUBEN FÜR WINKELHALTERUNGEN - SCREWS FOR ANGLE BRACKET / WI		24	Ø4x40	
HS	SCHRAUBEN FÜR GIEBELLEISTE - SCREWS FOR GABLE MOULDING / GB		32	Ø4.5x50	
HS	SCHRAUBEN FÜR TRAUFBRETT - SCREWS FOR EAVES BOARD / EB		44	Ø4.5x50	
HS	SCHRAUBEN FÜR TRAUFBLEISTE - SCREWS FOR EAVES STRIPS / ES		48	Ø4.5x50	
HS	SCHRAUBEN FÜR GIEBELDECKLEISTEN - SCREWS FOR GABLE COVER STRIPS / GS		24	Ø4.5x50	
HS	SCHRAUBEN FÜR RAHMEN - SCREWS FOR FRAME / DR		10	Ø4.5x70	
HS	SCHRAUBEN FÜR 1. BOHLENREIHE - SCREWS FOR 1. WALL BEAM		23	Ø5.0x100	
HS	SCHRAUBEN FÜR FUNDAMENTHOLZ - SCREWS FOR FOUNDATION BEAM / FBI		124	Ø5.0x120	
HS	SCHRAUBEN FÜR DACHBALKEN - SCREWS FOR ROOF BEAM / RB		30	Ø6x160	
NF	NÄGEL FÜR BARTHEKE, BRETT - NAILS FOR BAR COUNTER, BOARD / BB, B		90	Ø1.4x40	
NF	NÄGEL FÜR DACHBRETT - NAILS FOR ROOF BOARDS / R		1472	Ø2.5x60	
NF	NÄGEL FÜR FUSSBODENBRETT - NAILS FOR FLOOR BOARDS / F		1670	Ø2.5x60	
NF	NÄGEL FÜR ABDECKLEISTEN - NAILS FOR COVER STRIPS / CL		100	Ø2x40	
NF	NÄGEL FÜR FUSSBODENLEISTE - NAILS FOR FLOOR STRIPS / FF		160	Ø2x40	
WBM2	WANDBOHLN BEFESTIGUNG METALLE - WALLBEAMS CONNECTING METAL		10	25x25	
LD	LOCH DECKEN - HOLE COVER		1		
WI	WINKELHALTERUNGEN - ANGLE BRACKET		6	40x40	
Model	4436120	Datum/Date	29.09.2023	Seite/Page	4/5

Pos	Bestimmung-Specification 4436120	Stck. Pcs.	Profil Profile (mm)	Länge Length (mm)
AST _PRE	FENSTER - WINDOW 1500 360 	FESTSTEHEND/FIXED	12	1500x360
AST _PRE	FENSTER - WINDOW 900 640 	DIN RECHTS/RIGHT HANDED DIN LINKS/LEFT HANDED	1 1	900x640 900x640
AST _PRE	FENSTER - WINDOW 564 1720 	DIN RECHTS/RIGHT HANDED	1	565x1720
AST _IN	TÜR - DOOR 800 1990 	DIN RECHTS/RIGHT HANDED	1	800x1990
AST _PRE	TÜR - DOOR 900 1990 	DIN RECHTS/RIGHT HANDED	2	900x1990
	BITTE SELBER ANPASSEN (FALLS NÖTIG)! - CUT INTO LENGTH ON SITE (IF NEEDED)!			
Model	4436120	Datum/Date	29.09.2023	Seite/Page
				5/5