

Date rev. Description

V 1.0

House 4427320

Sheet 1

Drawing 3D


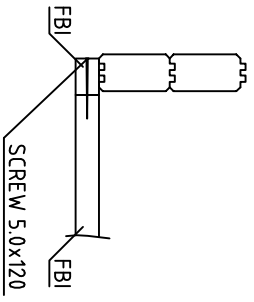

Scale

Material 44x135


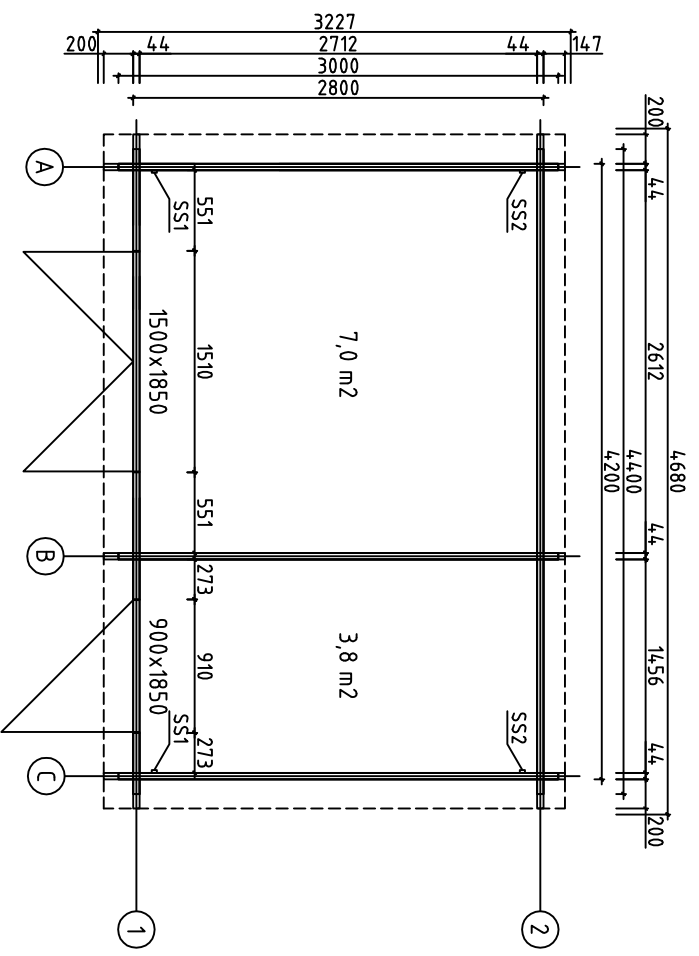
Date 14.09.2021

Drawer K.K.

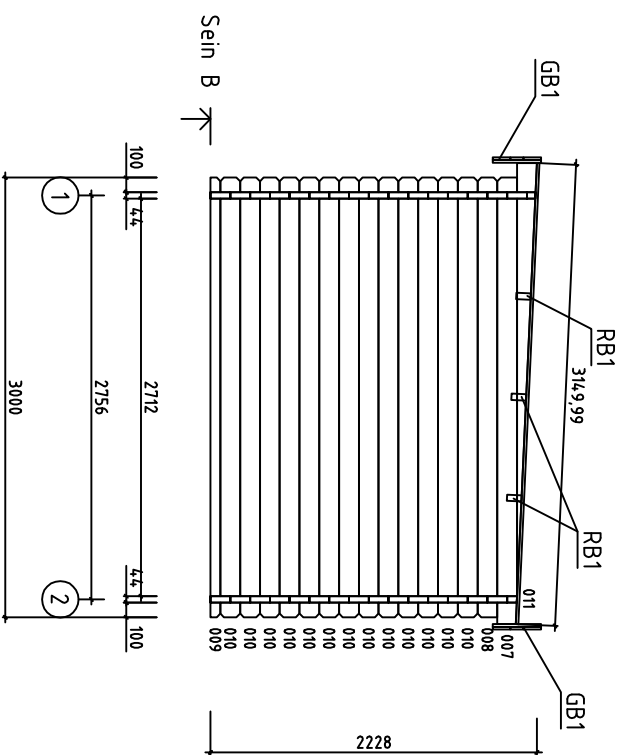
File 4427320 3D.dwg



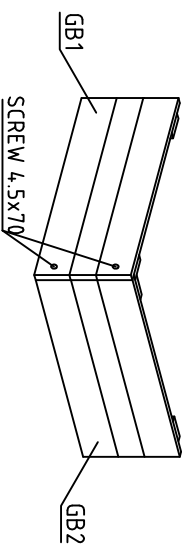

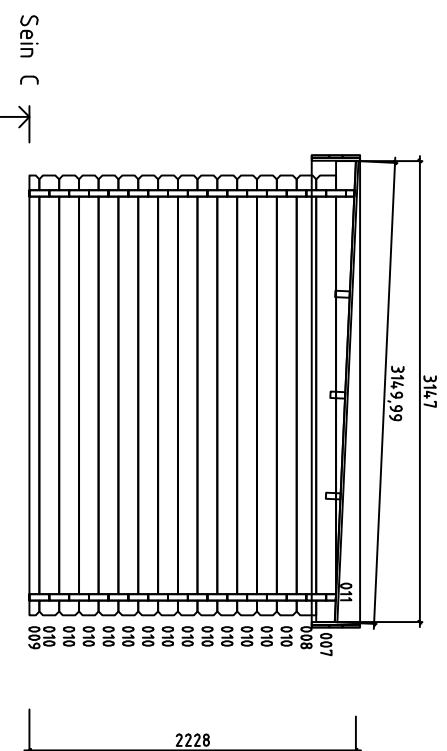
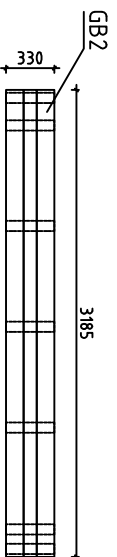
House	4427320	Sheet	2
Drawing	FLOORBEAMS-FUSSBODENBALKEN-VLOERBALKEN	Scale	1:50
Material	70x45	Date	14.09.2021
Drawer	K.K.	File	4427320.dwg



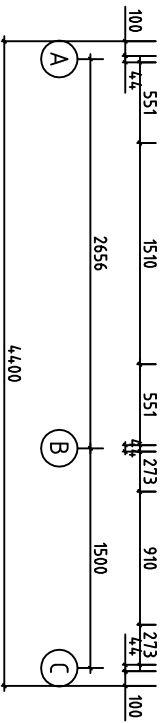
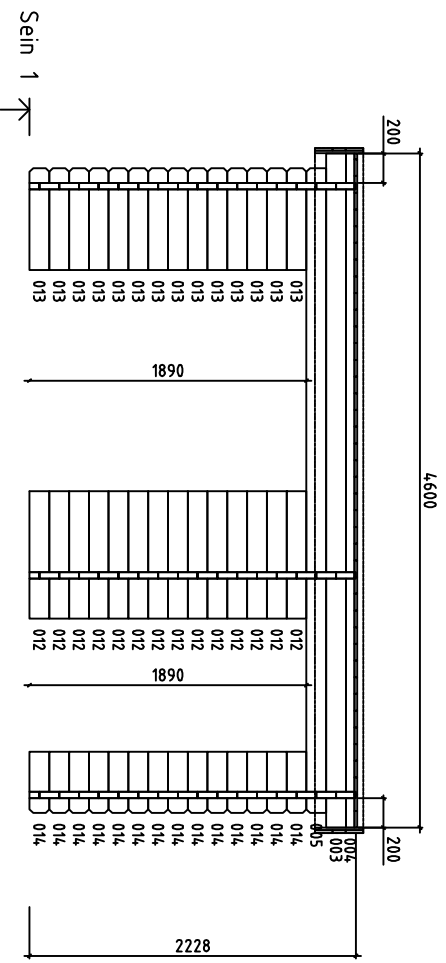
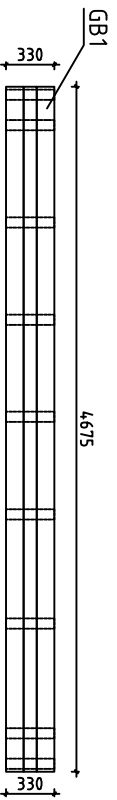
House	4427320	Sheet	3
Drawing	GRUNDPLAN-GRUNDPLAN-PLAN	Scale	1:50
Material	44x135	Date	14.09.2021
Drawer	K.K.	File	4427320.dwg



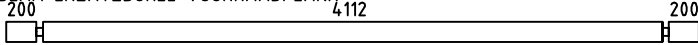
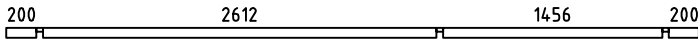

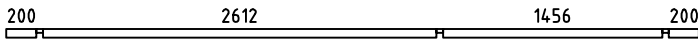


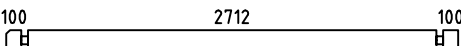
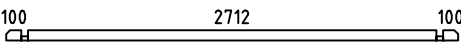
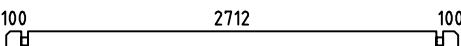
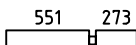
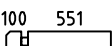

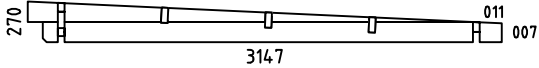
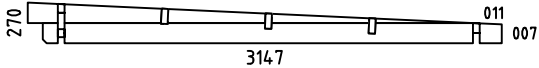
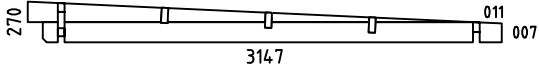








House	4427320	Sheet	5
Drawing	SEIN B	Scale	1:50
Material	44x135	Date	14.09.2021
Drawer	K.K.	File	4427320.dwg

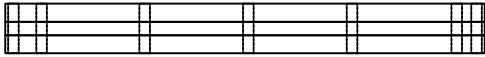











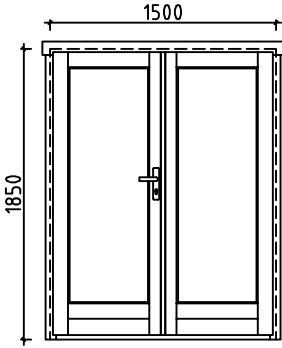
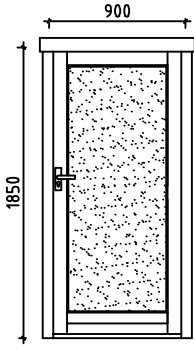
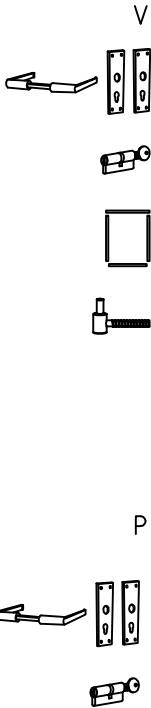


House	4427320	Sheet	6
Drawing	SEIN C	Scale	1:50
Material	44x135	Date	14.09.2021
Drawer	K.K.	File	4427320.dwg



House	4427320	Sheet	7
Drawing	SEIN 1	Scale	1:50
Material	44x135	Date	14.09.2021
Drawer	K.K.	File	4427320.dwg

Pos	Specification-Bestimmung-Omschrijving	Pcs	Profile (mm)	L (mm)
001	SPARE BEAM-ERZATZBOHLE-VOORRAADPLANK 	1	44x135	4600
002		1	44x68	4600
003		2	44x135	4600
004		1	44x58	4600
005		2	44x135	4400
006		13	44x135	4400
008		3	44x135	3000
009		3	44x68	3000
010		39	44x135	3000
012		14	44x135	868
013		14	44x135	695
014		14	44x135	417
WA-1		1	44x270	3147
WB-1		1	44x270	3147
WC-1		1	44x270	3147
HB	HIT BLOCK-SCHLAGHÖLZER-BLAZENPLANK 	2	44x135	300
FBI2	PÖRANDATALAD IMMUTATUD 	6	70x45	4050
FBI1	PÖRANDATALAD IMMUTATUD 	2	70x45	2790
RB1	POHIPÄRLINID 	3	43x140	4600
F1	FLOORBOARD-FUSSBODENBRETT-VLOERPLANK  or-oder-of	47+1 36+1	18x88 18x114	2700
R1	ROOFBOARD-DACHBRETT-DAKPLANK  or-oder-of	41+1 54+1	18x114 18x88	3150
FF1	FLOOR FILLET-FUSSBODENLEISTE-VLOERPLINT 		18x35	19.0
GB1		2	36x330	4675
House 4427320		Material	File 4427320.dwg	Sheet 9

Pos	Specification-Bestimmung-Omschrijving	Pcs	Profile (mm)	L (mm)
GB2		2	36x330	3185
ES1 ES2	EAVE SLAT-TRAUFENLEISTE-AFDEKLIJST 	2 2	30x40	2610 1450
ES3	EAVE SLAT-TRAUFENLEISTE-AFDEKLIJST 	4	30x40	200
SS1	STORM SLAT-STURMLEISTE-STORMLIJST 	2	18x35	2170
SS2	STORM SLAT-STURMLEISTE-STORMLIJST 	2	18x35	2080
	SCREWS-SCHRAUBEN-SCHROEF FOR-FÜR-VOOR SS1, SS2 	12	∅6.0	50
	WASHER-SCHEIBE-SCHIJF FOR-FÜR-VOOR SS1, SS2 	12	∅6.0	18
	NAIL-NAGEL-NAGEL FOR-FÜR-VOOR R1, F1 	565	∅2.5	60
	SCREWS-SCHRAUBEN-SCHROEF FOR-FÜR-VOOR GB1, GB2, GB3 	34	∅4.5	70
	SCREWS-SCHRAUBEN-SCHROEF FOR-FÜR-VOOR GB1, GB2, GB3 	14	∅4.5	90
	SCREWS-SCHRAUBEN-SCHROEF FOR-FÜR-VOOR FBI1, FBI2 	24	∅5.0	120
	SCREWS-SCHRAUBEN-SCHROEF FOR-FÜR-VOOR 09, RB1 	22	∅6.0	160
	<p>DOUBLEDOOR-DOPPELTÜR-DUBBELE DEUR (right-rechts-rechts)</p>  <p>AST_PRE</p>  <p>DOOR-TÜR-DEUR (left-links-links) AST_PL</p> <p>AST_PRE</p> 	1 1 1 1 6 1 1 1	1500	1850
House 4427320	Material	File 4427320.dwg	Sheet 10	