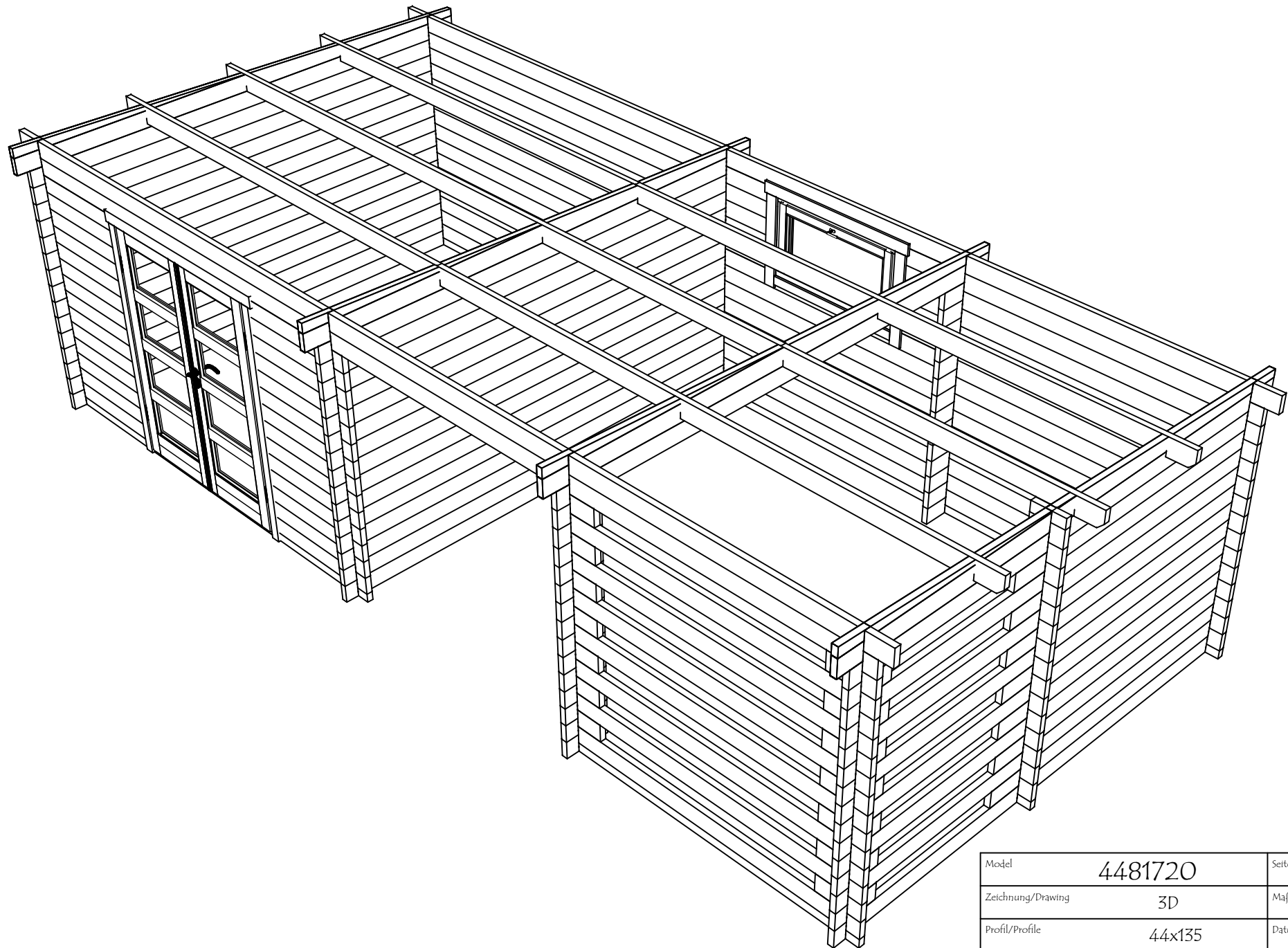
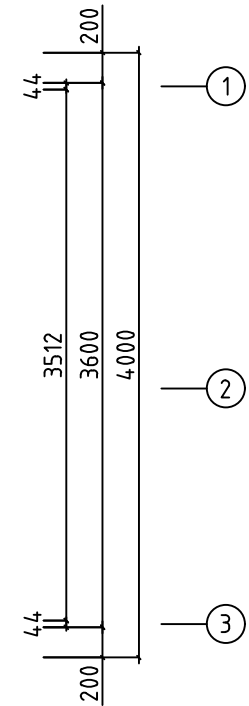
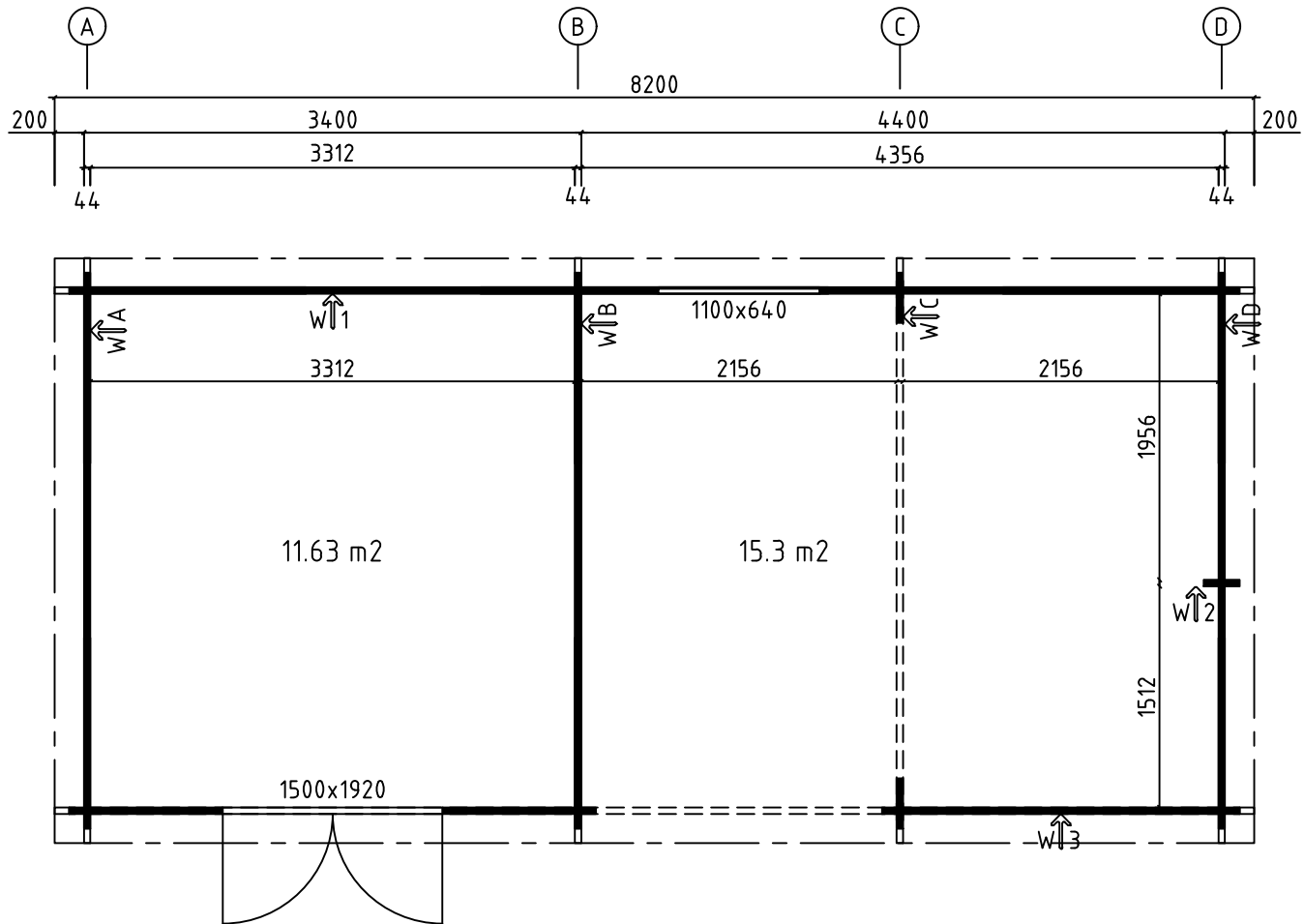


Model	4481720	Seite/Page	1
Zeichnung/Drawing	3D	Maßstab/Scale	
Profil/Profile	44x135	Datum/Date	12.03.2025
Zeichner/Drafter	SRM	File	4481720.dwg

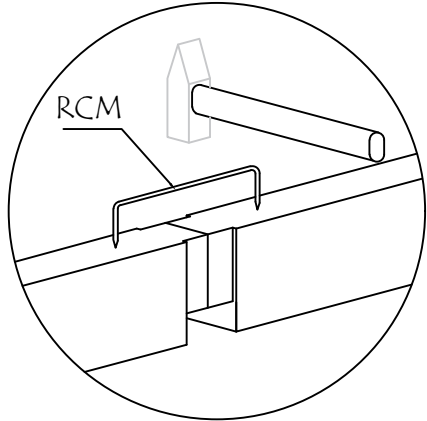
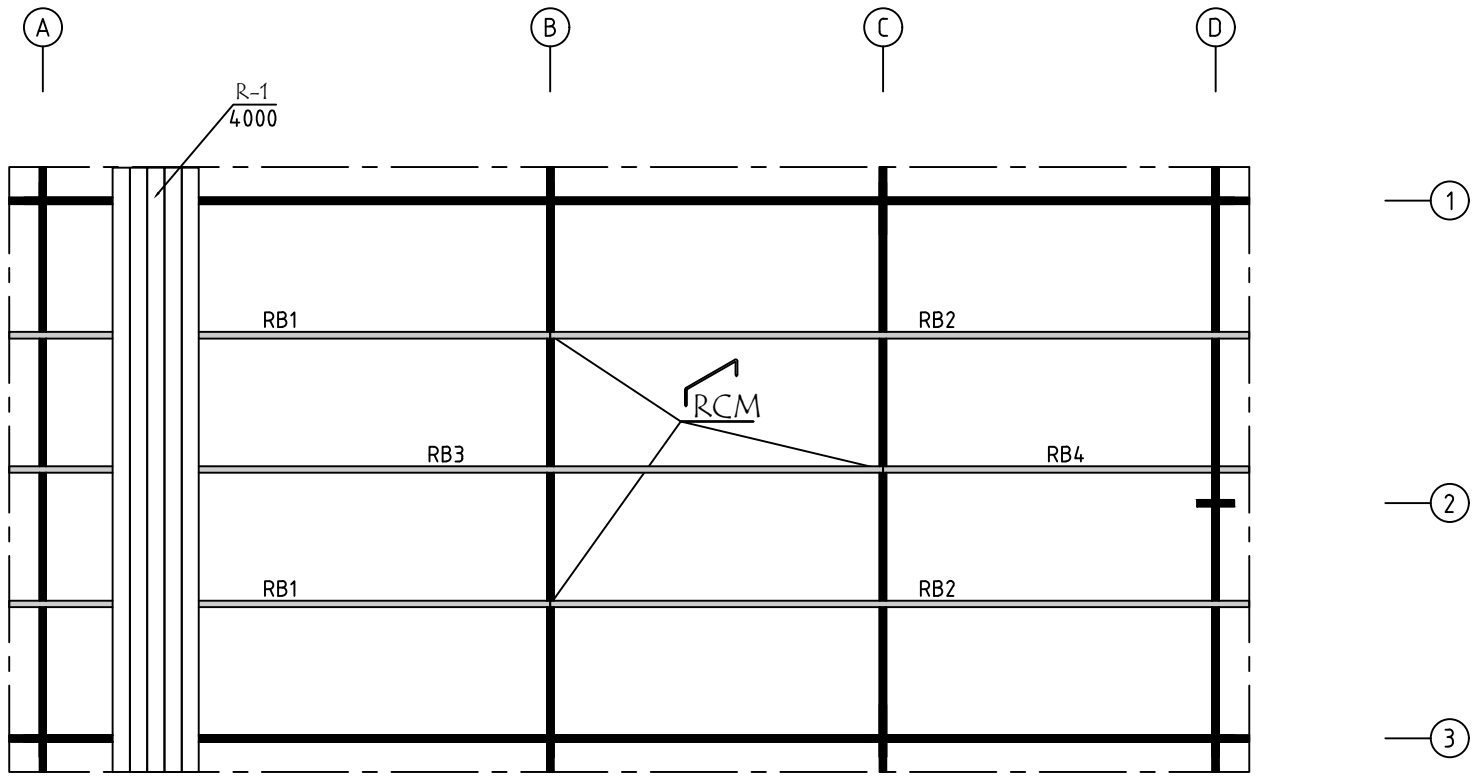


Model	4481720	Seite/Page	2
Zeichnung/Drawing	3D	Maßstab/Scale	
Profil/Profile	44x135	Datum/Date	12.03.2025
Zeichner/Drafter	SRM	File	4481720.dwg

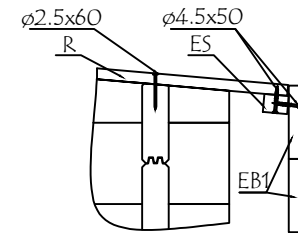
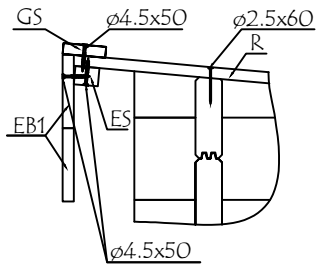
H = 1.700 m
 TOTAL: 26.77 m²



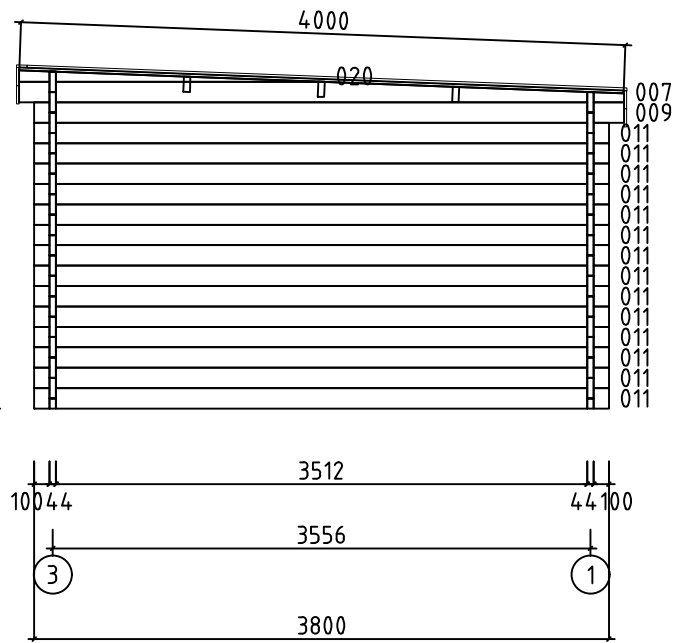
Model	4481720	Seite/Page	3
Zeichnung/Drawing	GRUNDPLAN - GRUNDPLAN	Maßstab/Scale	1:50
Profil/Profile	44x135	Datum/Date	12.03.2025
Zeichner/Drafter	SRM	File	4481720.dwg



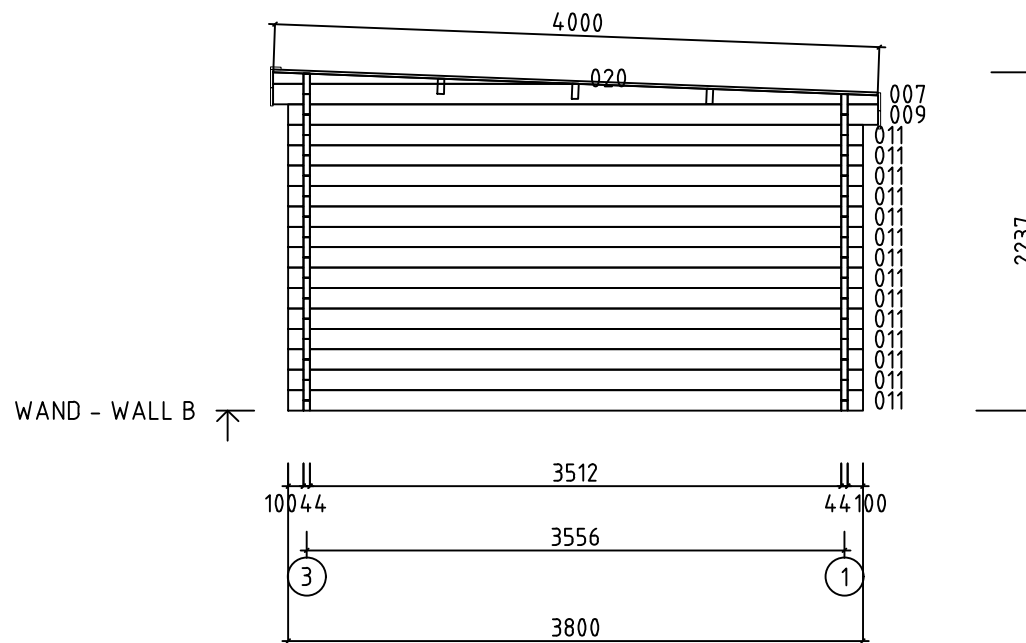
Model	4481720	Seite/Page	4
Zeichnung/Drawing	DACH-PLAN - ROOF PLAN	Maßstab/Scale	1:50
Profil/Profile	88x18 oder- or 114x18 / 43x140	Datum/Date	12.03.2025
Zeichner/Drafter	SRM	File	4481720.dwg




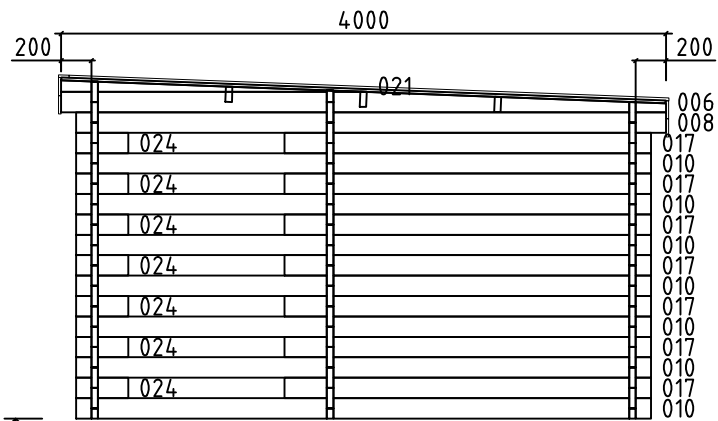
WAND - WALL A ↗



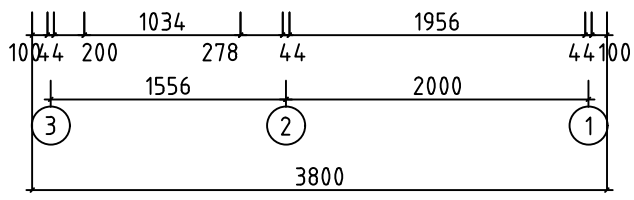
Model	4481720	Seite/Page	5
Zeichnung/Drawing	WAND - WALL A	Maßstab/Scale	1:50
Profil/Profile	44x135	Datum/Date	12.03.2025
Zeichner/Drafter	SRM	File	4481720.dwg



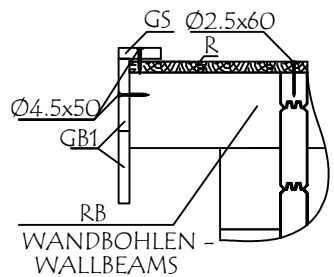
Model	4481720	Seite/Page	6
Zeichnung/Drawing	WAND - WALL B	Maßstab/Scale	1:50
Profil/Profile	44x135	Datum/Date	12.03.2025
Zeichner/Drafter	SRM	File	4481720.dwg



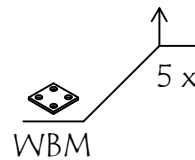
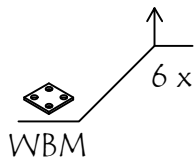
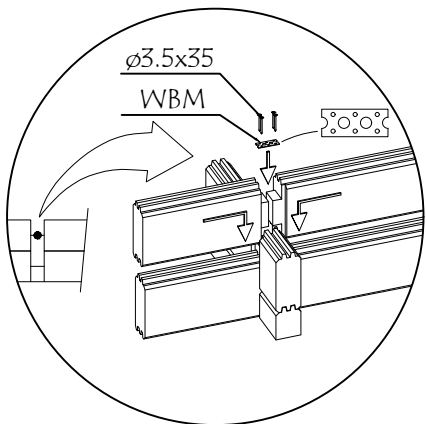
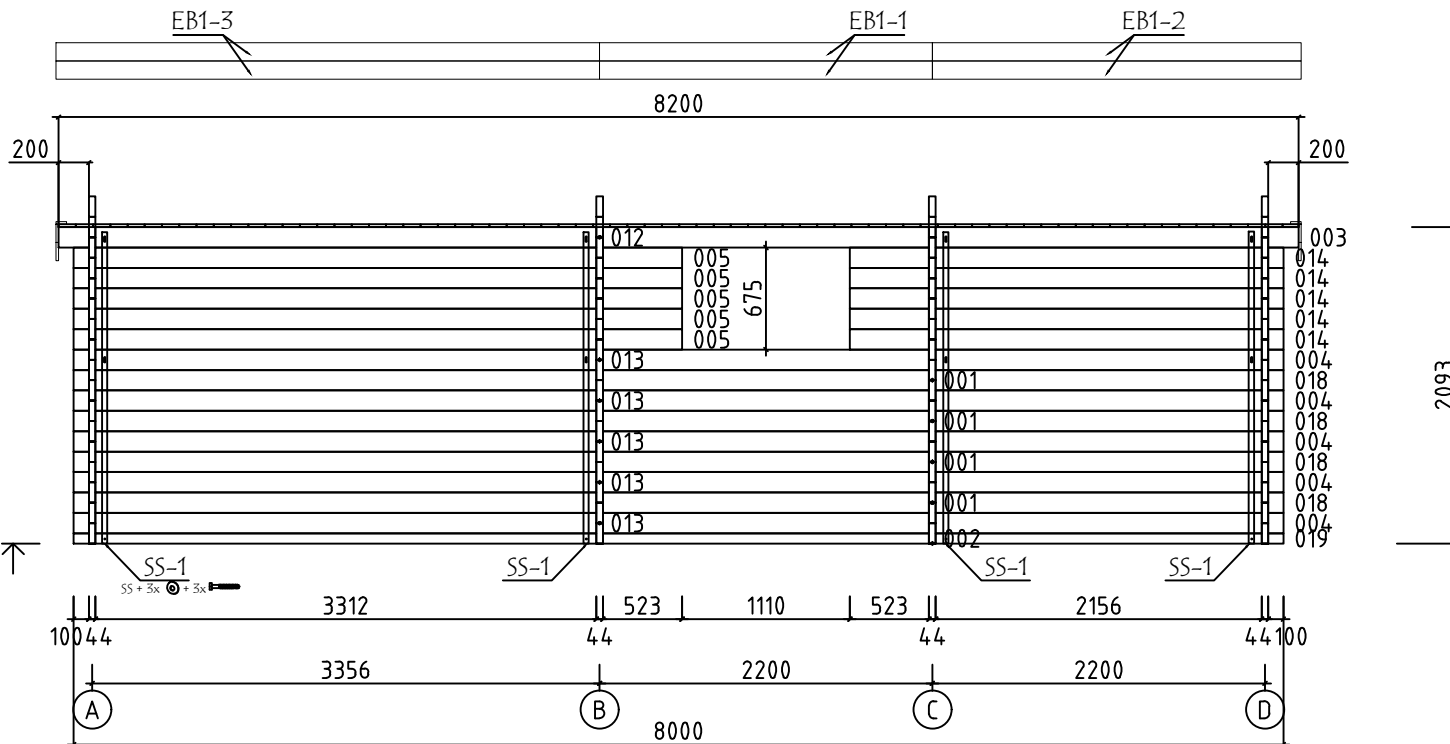
WAND - WALL D ↑



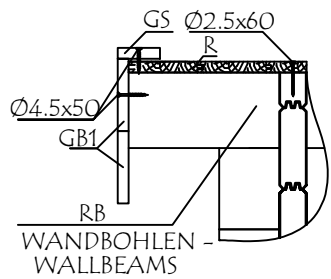
Model	4481720	Seite/Page	8
Zeichnung/Drawing	WAND - WALL D	Maßstab/Scale	1:50
Profil/Profile	44x135	Datum/Date	12.03.2025
Zeichner/Drafter	SRM	File	4481720.dwg



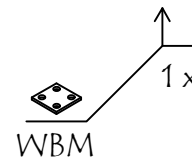
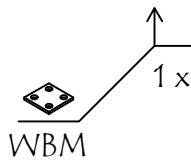
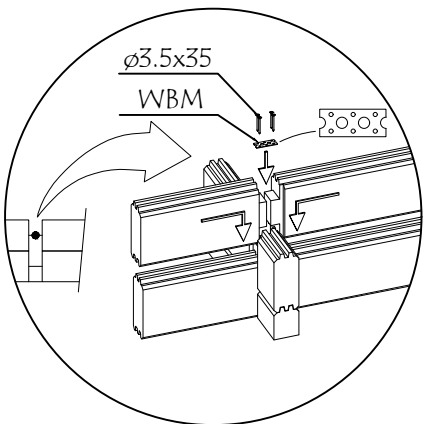
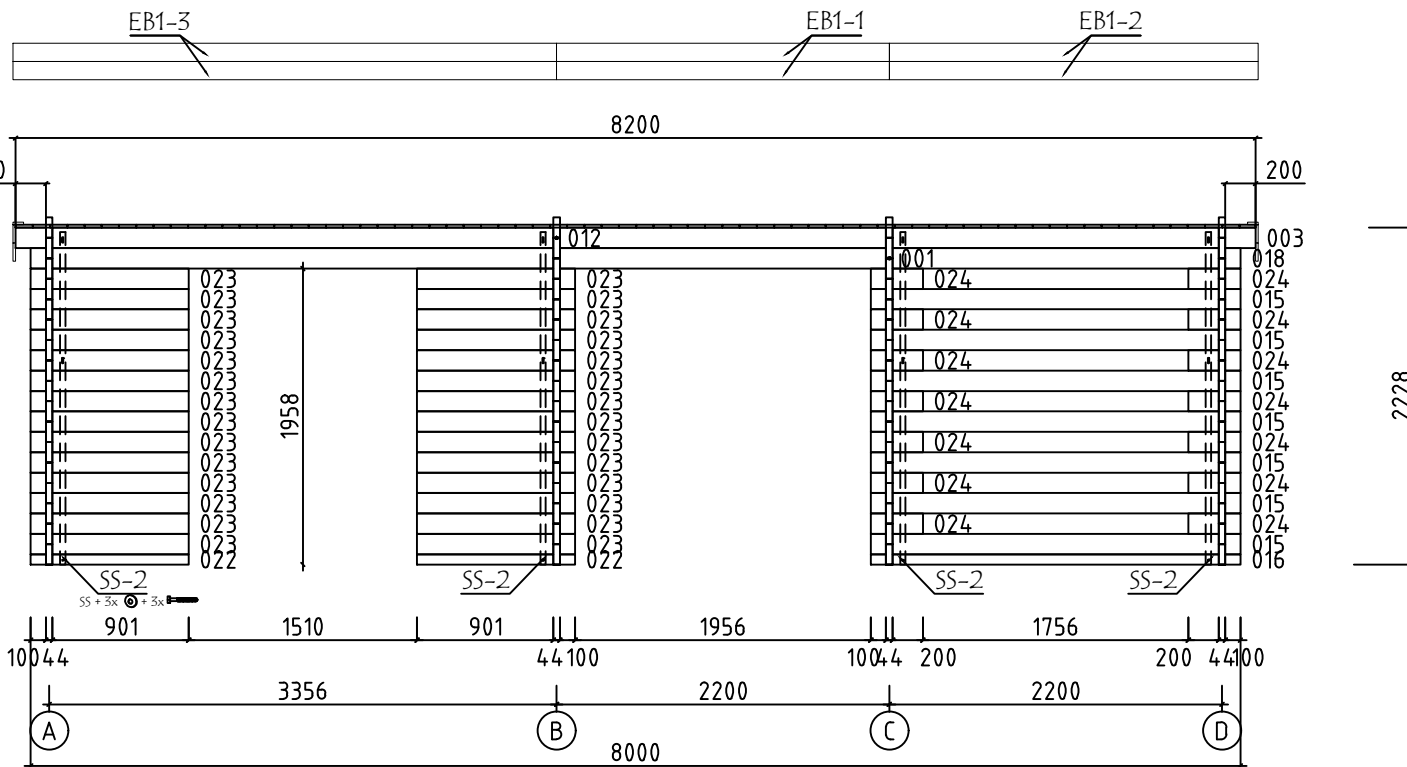
WAND - WALL 1 ↑



Model	4481720	Seite/Page	9
Zeichnung/Drawing	WAND - WALL 1	Maßstab/Scale	1:50
Profil/Profile	44x135	Datum/Date	12.03.2025
Zeichner/Drafter	SRM	File	4481720.dwg


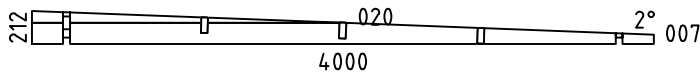
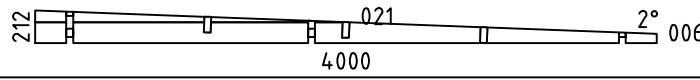

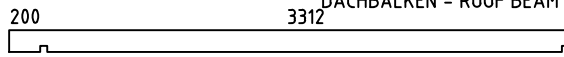
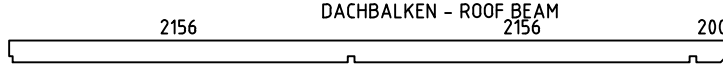
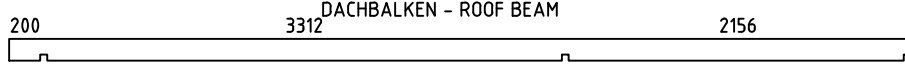
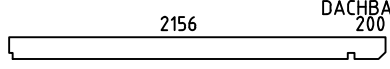
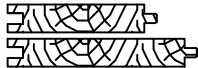

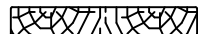


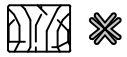
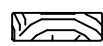
















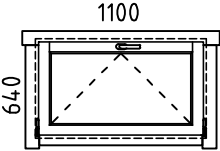
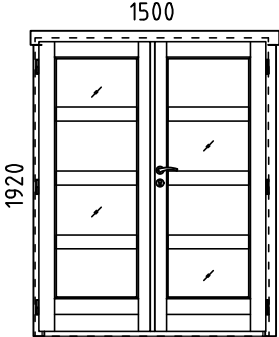

WAND - WALL 3



Model	4481720	Seite/Page	11
Zeichnung/Drawing	WAND - WALL 3	Maßstab/Scale	1:50
Profil/Profile	44x135	Datum/Date	12.03.2025
Zeichner/Drafter	SRM	File	4481720.dwg

Pos	Bestimmung-Specification 4481720	Stck. Pcs.	Profil Profile (mm)	Länge Length (mm)
1	100 5534 ERZATZBOHLE-SPARE BEAM 	1	44x135	5678
001	100 3312 2156 	5	44x135	5678
002	100 3312 2156 	1	44x68	5678
003	2156 2156 200 OHNE FEDER - WITHOUT TONGUE 	2	44x135	4622
004	2156 2156 100 	5	44x135	4522
005	100 3312 523 	5	44x135	4023
008	100 1512 1956 200 	1	44x135	3900
009	100 3512 200 	3	44x135	3900
010	100 1512 1956 100 	7	44x135	3800
011	100 3512 100 	28	44x135	3800
012	200 3312 OHNE FEDER - WITHOUT TONGUE 	2	44x135	3578
013	100 3312 	5	44x135	3478
014	523 2156 100 	5	44x135	2867
015	100 2156 100 	7	44x135	2444
016	100 2156 100 	1	44x68	2444
017	278 1956 100 	7	44x135	2422
018	2156 100 	5	44x135	2322
019	2156 100 	1	44x68	2322
022	901 100 	2	44x68	1045
023	901 100 	28	44x135	1045
024	200 100 	49	44x135	344
025	100 000 	1	44x78	244
026	100 000 	15	44x135	244

Pos	Bestimmung-Specification 4481720	Stck. Pcs.	Profil Profile (mm)	Länge Length (mm)	
027	10000 	1	44x68	244	
WA-1 WB-1 WC-1		1 1 1	44x212	4000	
WD-1		1	44x212	4000	
SH	SCHLAGHOLZ - HAMMER BLOCK 44 MM 	2	44x135	300	
RB1	DACHBALKEN - ROOF BEAM 	2	43x140	3578	
RB2	DACHBALKEN - ROOF BEAM 	2	43x140	4622	
RB3	DACHBALKEN - ROOF BEAM 	1	43x140	5778	
RB4	DACHBALKEN - ROOF BEAM 	1	43x140	2422	
R-1	DACHBRETT - ROOFBOARD 88mm or -oder 114mm 	94+1 72+1	88x18 114x18	4000	
GB1-1	GIEBELLEISTE - GABLE MOULDING 	4	18x120	4007	
EB1-1	TRAFENBRETTER - EAVES BOARD 	4	18x120	2200	
EB1-2	TRAFENBRETTER - EAVES BOARD 	4	18x120	2440	
EB1-3	TRAFENBRETTER - EAVES BOARD 	4	18x120	3596	
ES-1	TRAFENLEISTE - EAVES STRIPS 	4	30x40	4100	
GS-1	GIEBELDECKLEISTE - GABLE COVER STRIPS 	2	18x70	3970	
GS-2	GIEBELDECKLEISTE - GABLE COVER STRIPS 	2	18x70	4118	
SS-1	STURMLEISTE - STORM PROTECTION 	4	18x35	2060	
SS-2	STURMLEISTE - STORM PROTECTION 	4	18x35	2200	
RCM	DACHBALKEN BEFESTIGUNGSMETALLE M6 200MM - ROOFBEAMS CONNECTING METAL M6 200MM 	3			
HS1	SCHRAUBEN FÜR WANDBOHLN BEFESTIGUNG METALLESCREW - SCREWS FOR WALLBEAMS CONNECTING METAL WBM 	52	ø3.5x35		
HS	SCHRAUBEN FÜR GIEBELLEISTE - SCREWS FOR GABLE MOULDING / GB 	40	Ø4.5x50		
HS	SCHRAUBEN FÜR TRAFENBRETTER - SCREWS FOR EAVES BOARD / EB 	56	Ø4.5x50		
Model	4481720	Datum/Date	12.03.2025	Seite/Page	2/3

Pos	Bestimmung-Specification 4481720		Stck. Pcs.	Profil Profile (mm)	Länge Length (mm)
HS	SCHRAUBEN FÜR TRAUFELEISTE - SCREWS FOR EAVES STRIPS / ES		40	Ø4.5x50	
HS	SCHRAUBEN FÜR GIEBELDECKLEISTEN - SCREWS FOR GABLE COVER STRIPS / GS		32	Ø4.5x50	
HS	SCHRAUBEN FÜR DACHBALKEN - SCREWS FOR ROOF BEAM / RB		15	Ø6x160	
HS	SCHRAUBEN FÜR STURMLEISTE - SCREWS FOR STORM PROTECTION / SS		24	Ø6x50	
NF	NÄGEL FÜR DACHBRETTER - NAILS FOR ROOF BOARDS / R		720	Ø2.5x60	
KL	DICHTSCHEIBE FÜR STURMLEISTE - WASHER FOR STORM PROTECTION / SS		24	M6x18	
WBM2	WANDBOHLN BEFESTIGUNG METALLE - WALLBEAMS CONNECTING METAL		13	25x25	
AST _PRE	FENSTER - WINDOW 		1	1100x640	
AST _PRE	TÜR - DOOR 	DIN RECHTS/RIGHT HANDED	1	1500x1920	
	BITTE SELBER ANPASSEN (FALLS NÖTIG)! - CUT INTO LENGTH ON SITE (IF NEEDED)!				
Model	4481720	Datum/Date	12.03.2025	Seite/Page	3/3