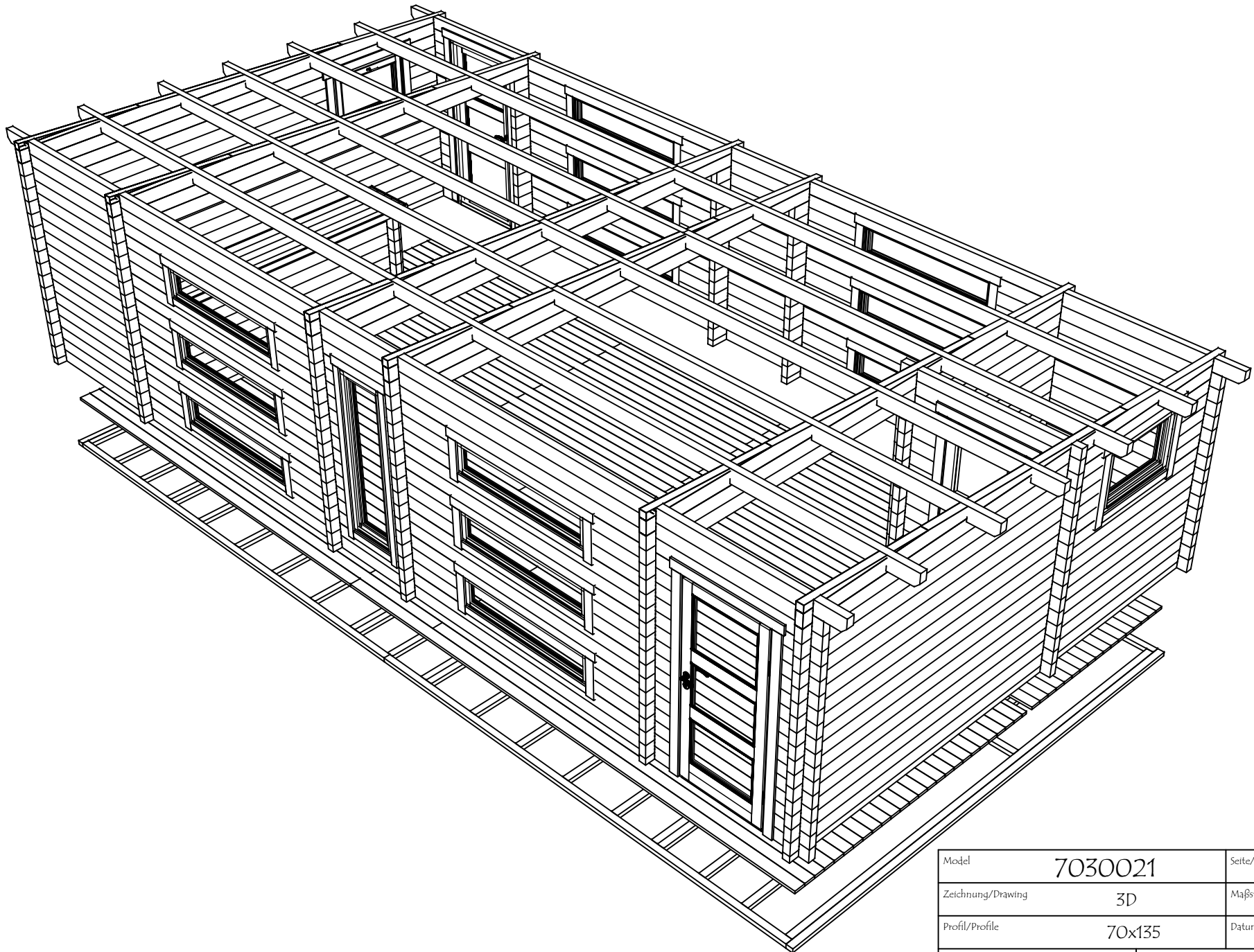
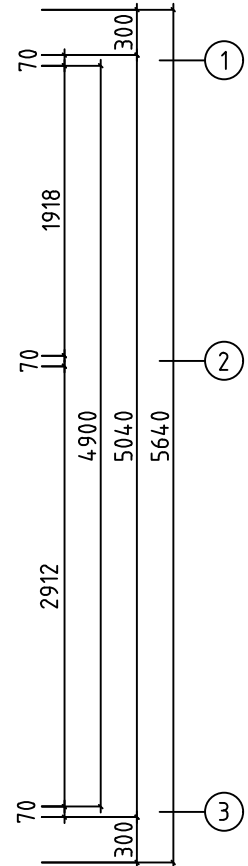
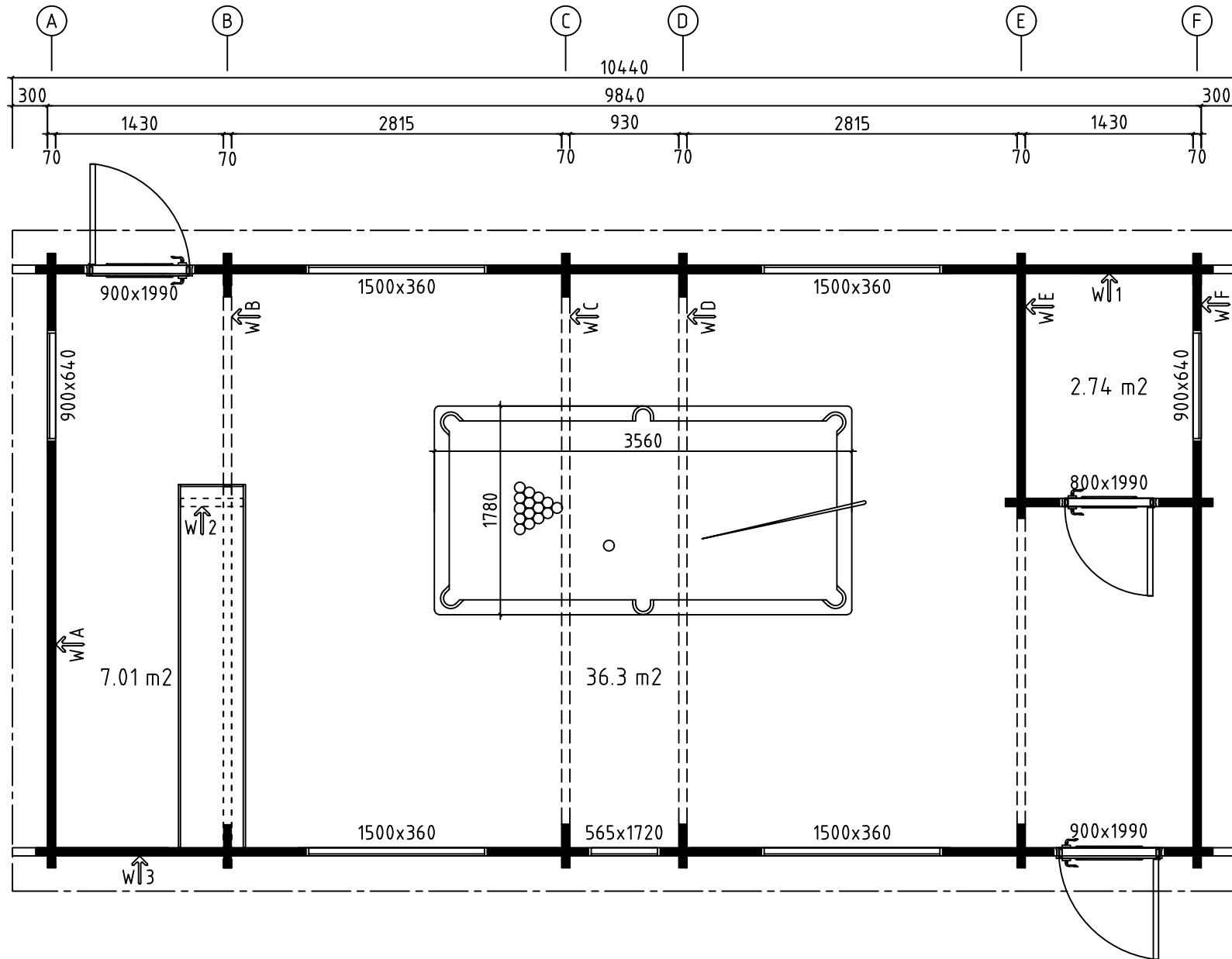


Model	7030021	Seite/Page	1
Zeichnung/Drawing	3D	Maßstab/Scale	
Profil/Profile	70x135	Datum/Date	05.05.2024
Zeichner/Drafter	SRM	File	7030021.dwg

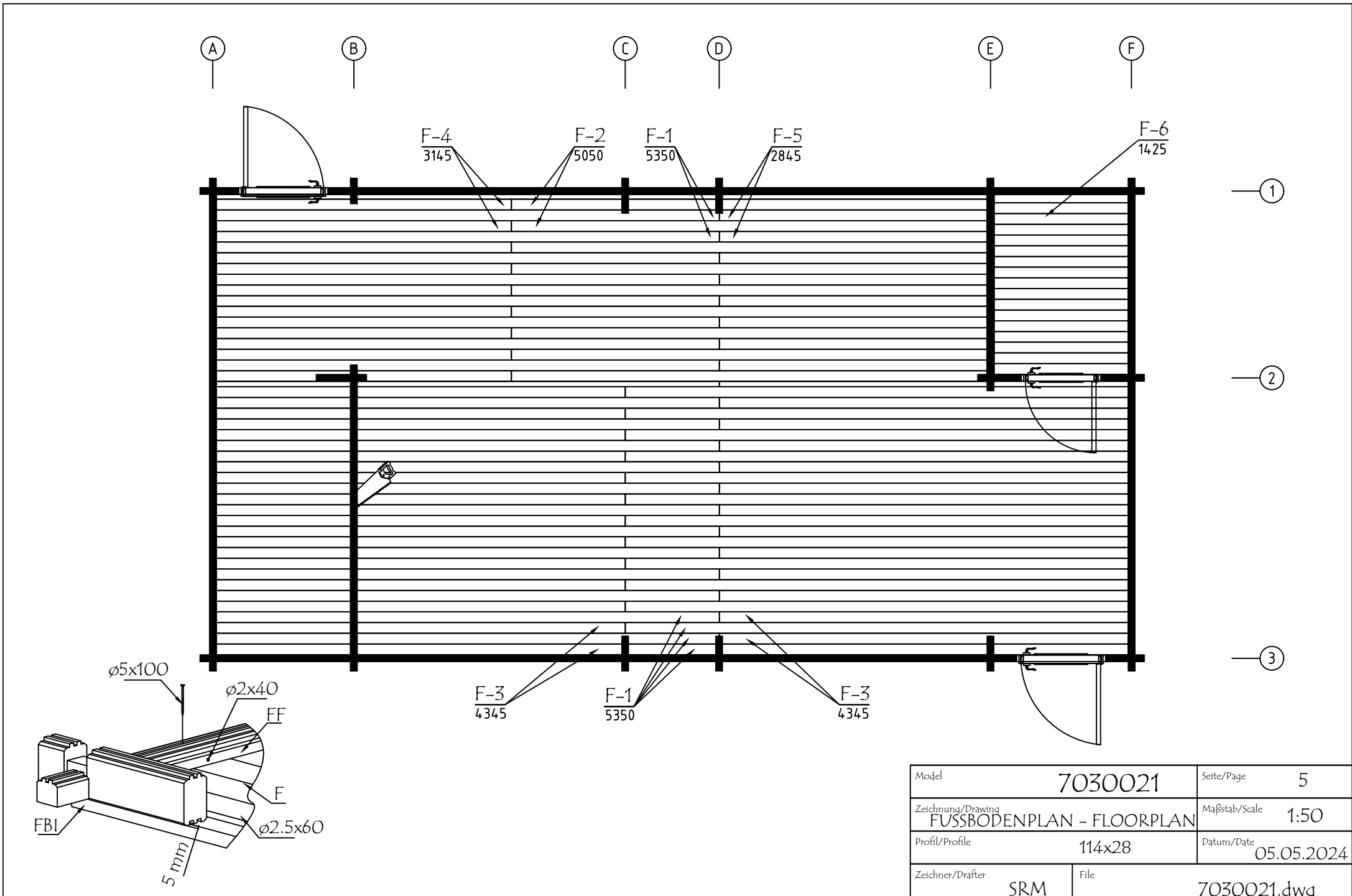


Model	7030021	Seite/Page	2
Zeichnung/Drawing	3D	Maßstab/Scale	
Profil/Profile	70x135	Datum/Date	05.05.2024
Zeichner/Drafter	SRM	File	7030021.dwg

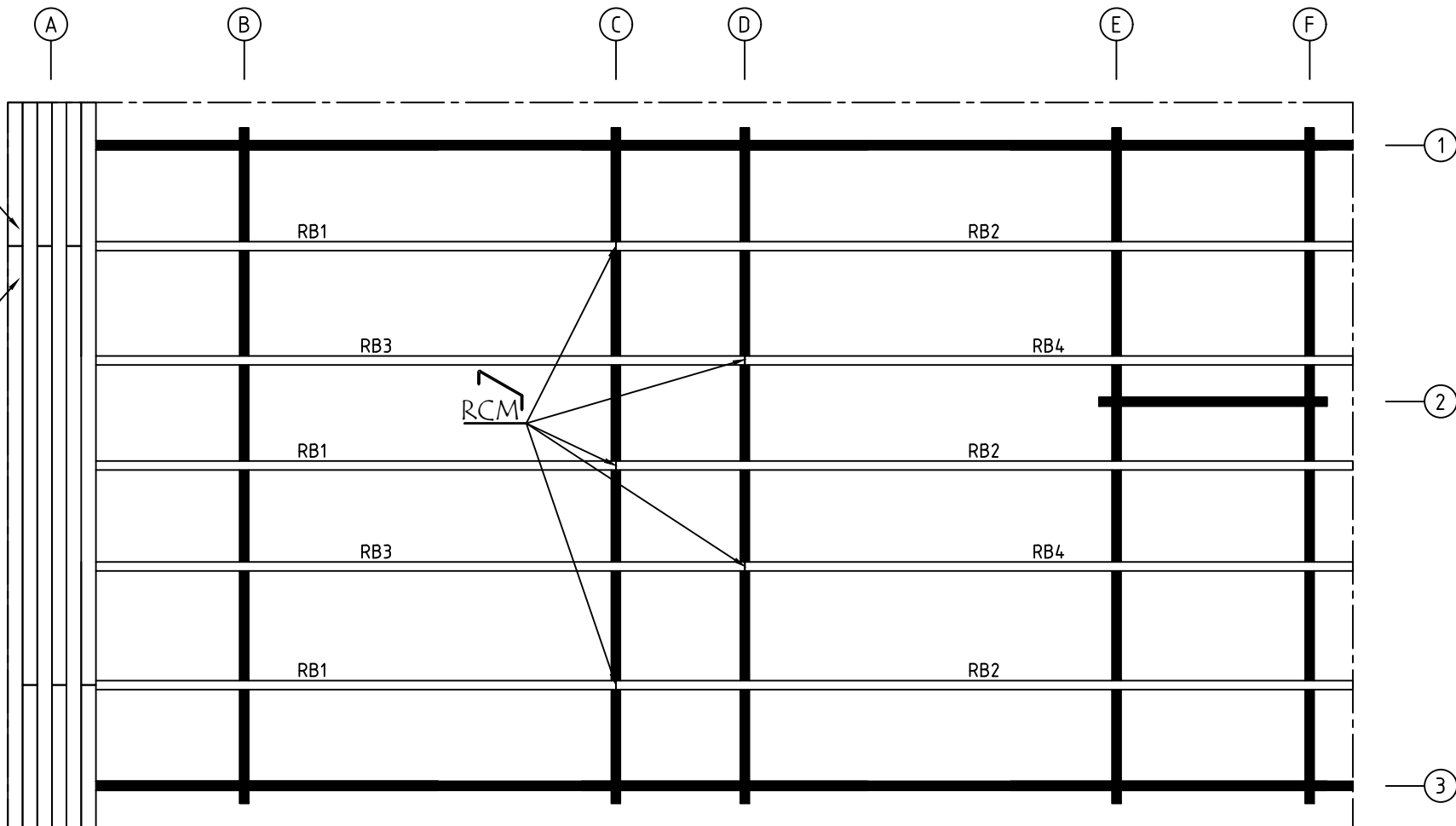
H = 1.700 m
TOTAL: 46.05 m²



Model	7030021	Seite/Page	3
Zeichnung/Drawing	GRUNDPLAN - GROUNDPLAN	Maßstab/Scale	1:50
Profil/Profile	70x135	Datum/Date	05.05.2024
Zeichner/Drafter	SRM	File	7030021.dwg



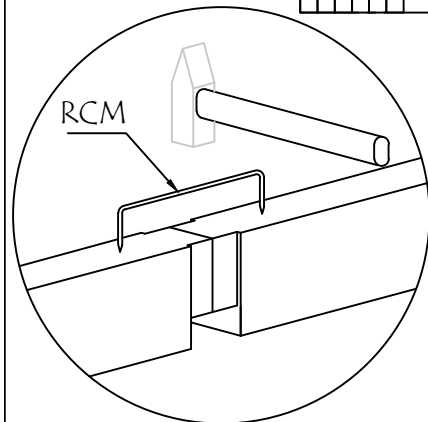
Model	7030021	Seite/Page	5
Zeichnung/Drawing	FUSSBODENPLAN - FLOORPLAN	Maßstab/Scale	1:50
Profil/Profile	114x28	Datum/Date	05.05.2024
Zeichner/Drafter	SRM	File	7030021.dwd



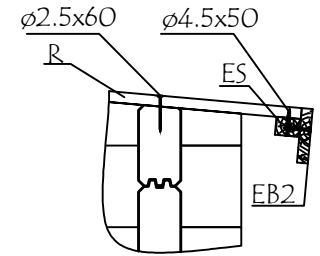
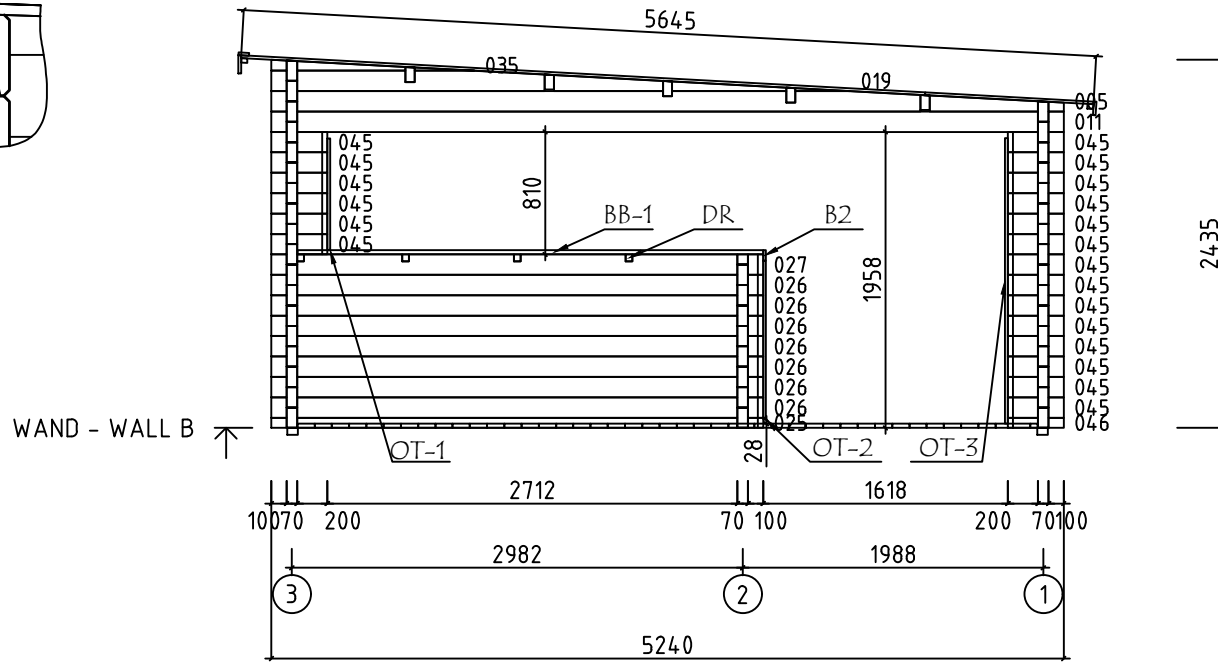
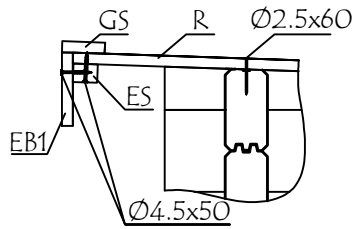
R-2
1120

R-1
4530

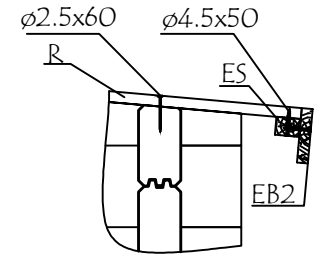
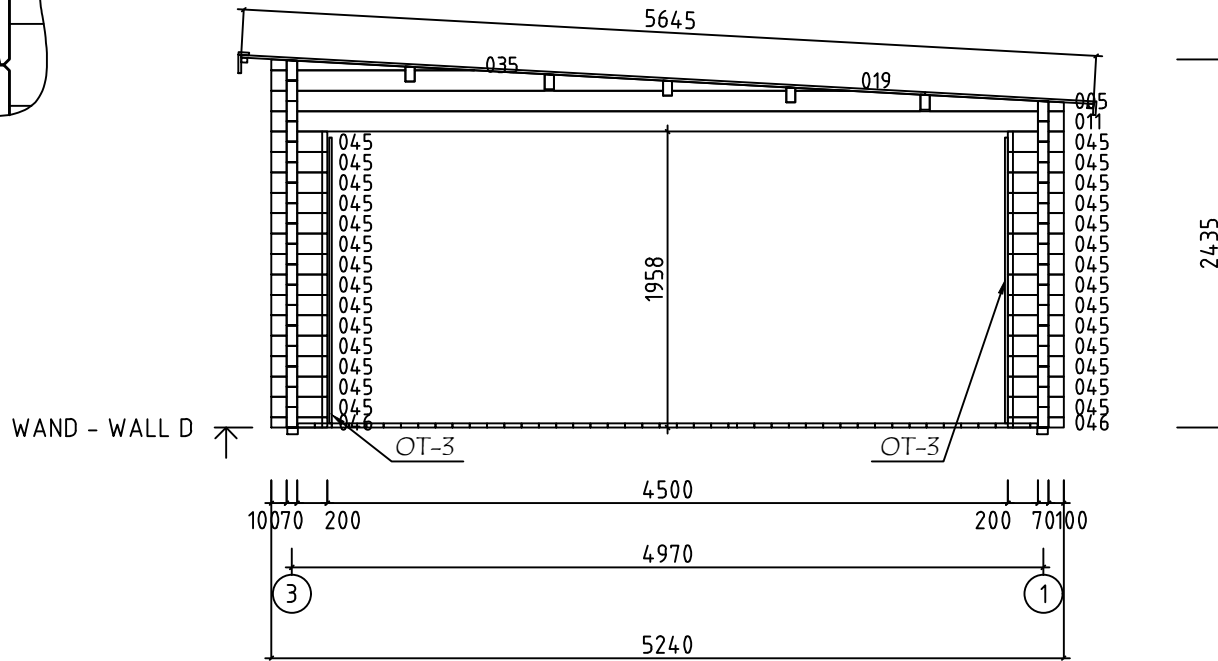
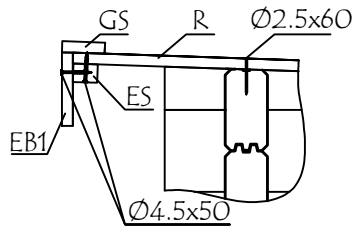
RCM



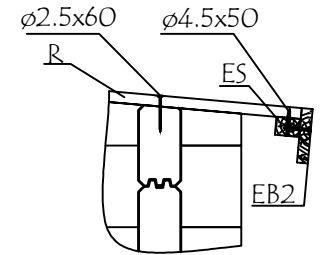
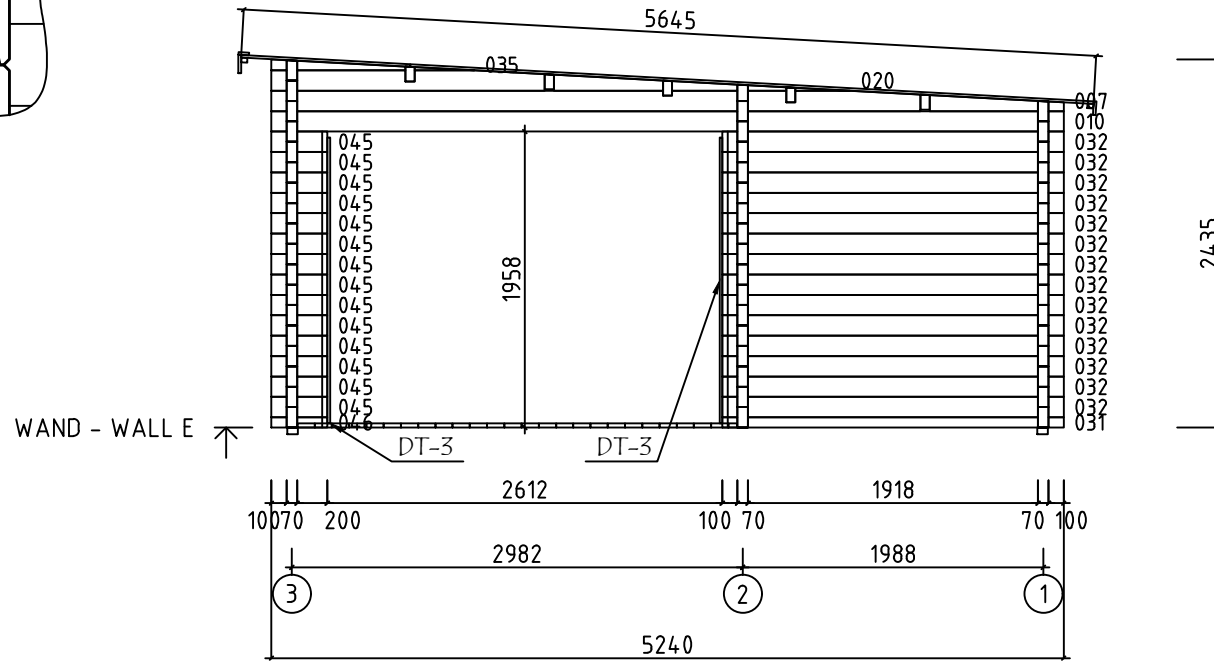
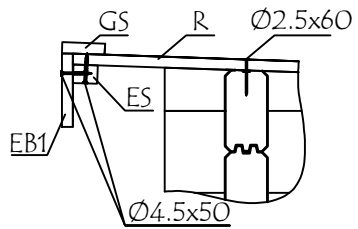
Model	7030021	Seite/Page	6
Zeichnung/Drawing	DACH-PLAN - ROOF PLAN	Maßstab/Scale	1:50
Profil/Profile	88x18 oder-or 114x18 / 70x140	Datum/Date	05.05.2024
Zeichner/Drafter	SRM	File	7030021.dwg



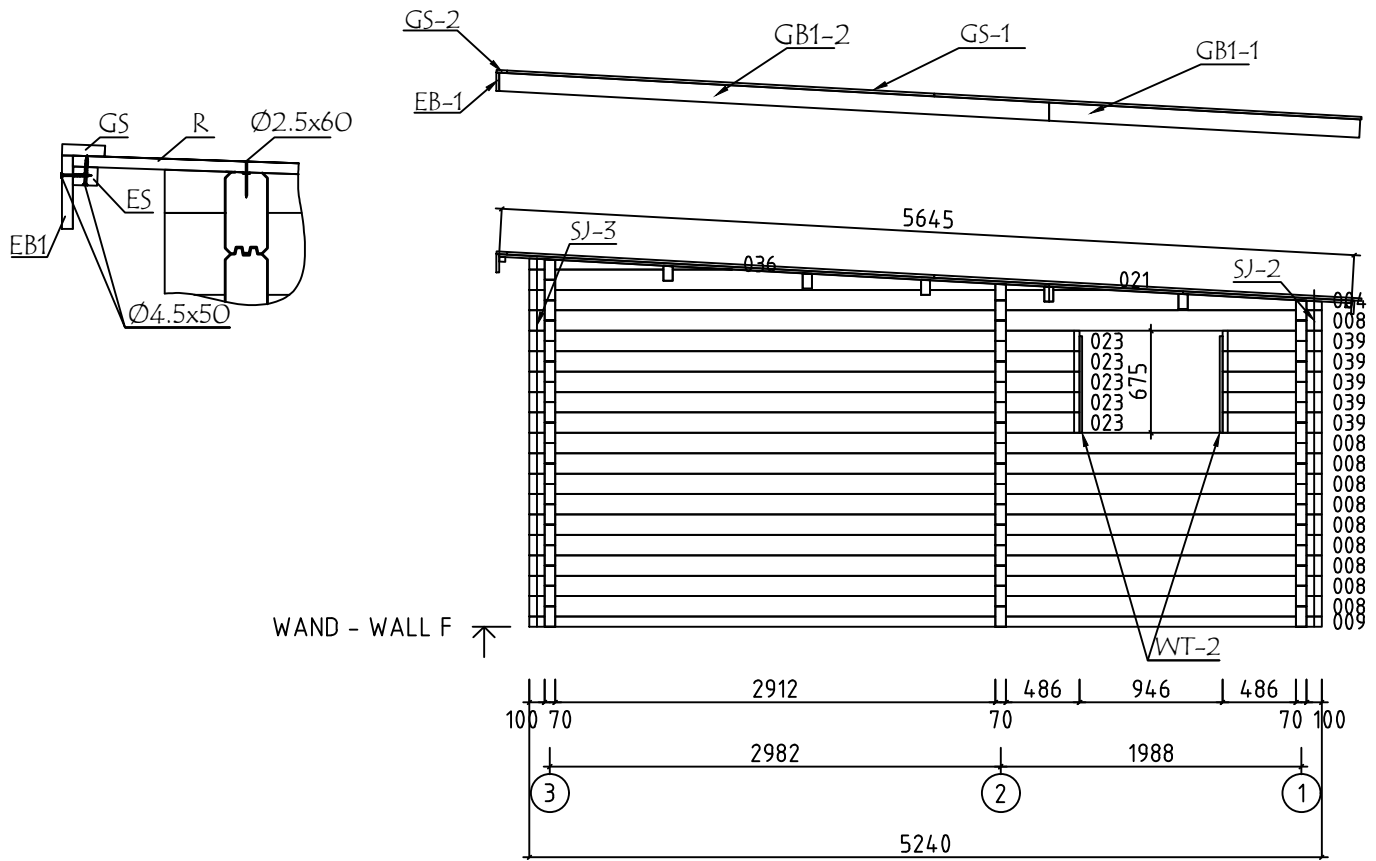
Model	7030021	Seite/Page	8
Zeichnung/Drawing	WAND - WALL B	Maßstab/Scale	1:50
Profil/Profile	70x135	Datum/Date	05.05.2024
Zeichner/Drafter	SRM	File	7030021.dwg



Model	7030021	Seite/Page	10
Zeichnung/Drawing	WAND - WALL D	Maßstab/Scale	1:50
Profil/Profile	70x135	Datum/Date	05.05.2024
Zeichner/Drafter	SRM	File	7030021.dwg

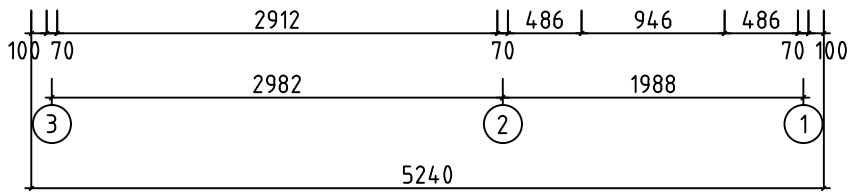


Model	7030021	Seite/Page	11
Zeichnung/Drawing	WAND - WALL E	Maßstab/Scale	1:50
Profil/Profile	70x135	Datum/Date	05.05.2024
Zeichner/Drafter	SRM	File	7030021.dwg

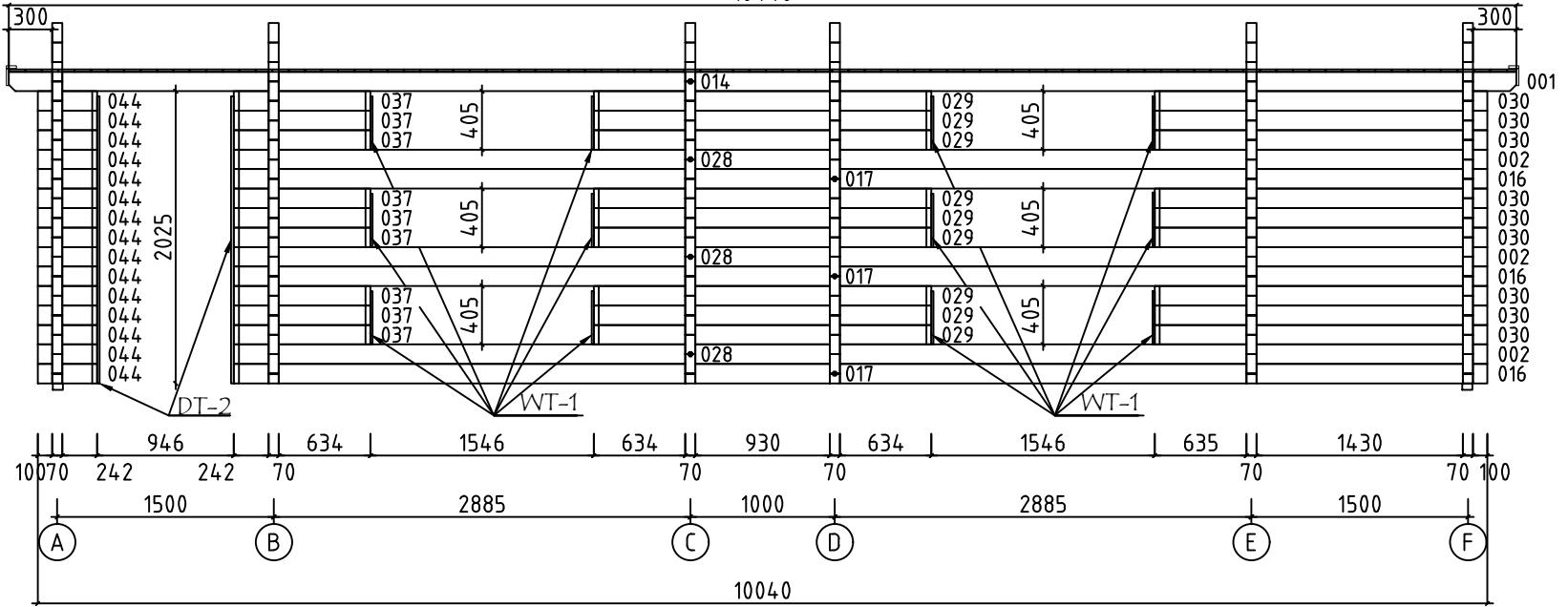
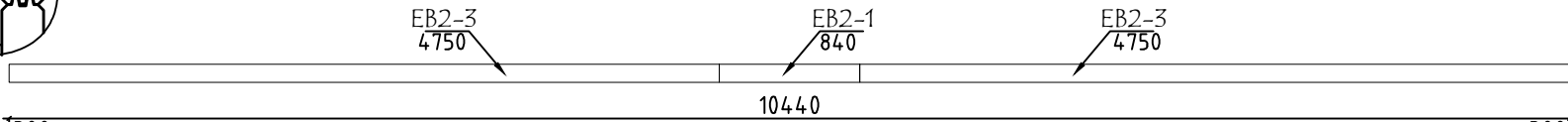
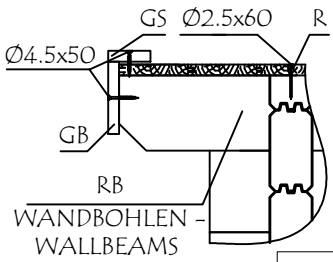


WAND - WALL F

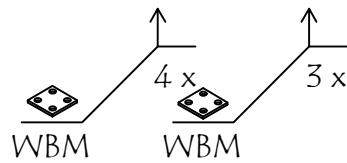
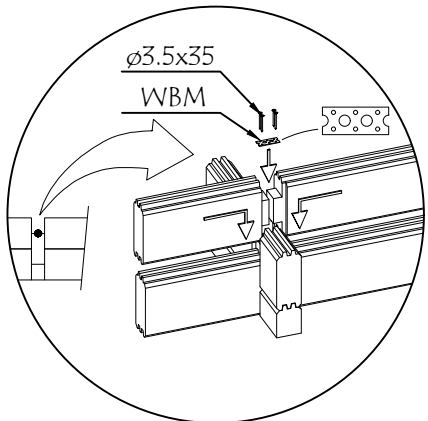
2435



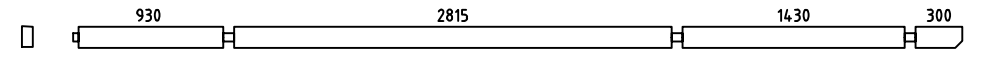









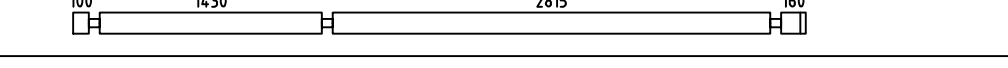





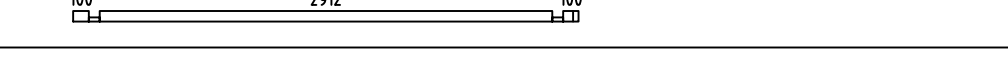






Model	7030021	Seite/Page	12
Zeichnung/Drawing	WAND - WALL F	Maßstab/Scale	1:50
Profil/Profile	70x135	Datum/Date	05.05.2024
Zeichner/Drafter	SRM	File	7030021.dwg

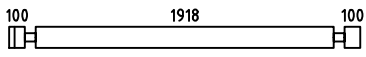
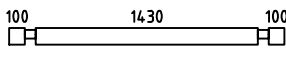
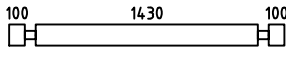
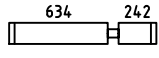

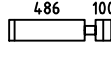







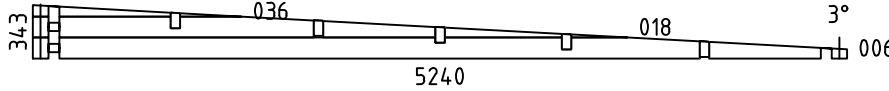
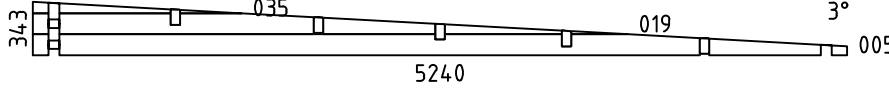
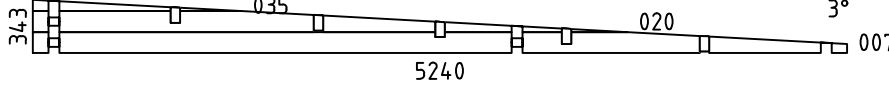
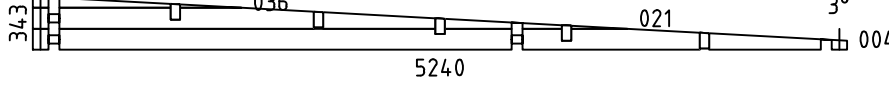











WAND - WALL 1 ↑

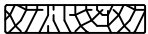
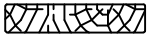




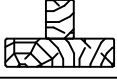
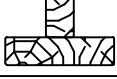
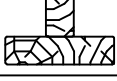
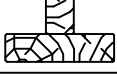
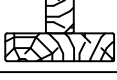
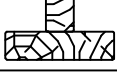
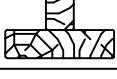























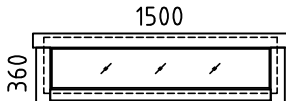
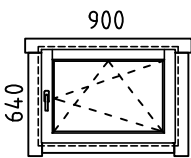
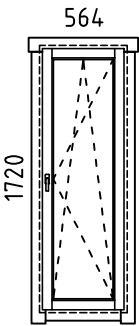
Model	7030021	Seite/Page	13
Zeichnung/Drawing	WAND - WALL 1	Maßstab/Scale	1:50
Profil/Profile	70x135	Datum/Date	05.05.2024
Zeichner/Drafter	SRM	File	7030021.dwd

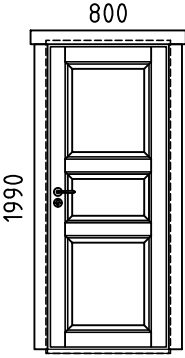
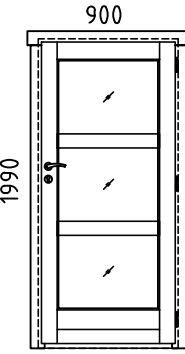
Pos	Bestimmung-Specification 7030021	Stck. Pcs.	Profil Profile (mm)	Länge Length (mm)	
001		2	70x135	5720	
002		6	70x135	5520	
003	ERZATZBOHLE - SPARE BEAM 	1	70x135	5520	
008		10	70x135	5240	
009		1	70x68	5240	
010		1	70x135	5240	
011		3	70x135	5240	
012		10	70x135	5240	
013		1	70x68	5240	
014		2	70x135	4720	
015		4	70x135	4715	
016		6	70x135	4520	
017		4	70x135	4162	
022		5	70x135	3638	
023		5	70x135	3638	
024		4	70x135	3356	
025		1	70x68	3252	
026		7	70x135	3252	
027	OHNE FEDER - WITHOUT TONGUE 	1	70x135	3252	
028		4	70x135	3162	
029		9	70x135	2339	
030		18	70x135	2305	
031		1	70x68	2258	
Model	7030021	Datum/Date	05.05.2024	Seite/Page	1/6

Pos	Bestimmung-Specification 7030021	Stck. Pcs.	Profil Profile (mm)	Länge Length (mm)	
032		14	70x135	2258	
033		1	70x108	1770	
034		1	70x135	1770	
037		18	70x135	947	
038		18	70x135	864	
039		10	70x135	656	
040		1	70x68	535	
041		7	70x135	535	
042	 HOLE COVER	1	70x135	535	
043		30	70x135	462	
044		30	70x135	412	
045		90	70x135	370	
046		6	70x68	370	
WA-1		1	70x343	5240	
WB-1 WC-1 WD-1		1 1 1	70x343	5240	
WE-1		1	70x343	5240	
WF-1		1	70x343	5240	
SH	SCHLAGHOLZ - HAMMER BLOCK 70 MM 	2	70x135	300	
FBI1	FUNDAMENTHOLZ (IMM) - FOUNDATION BEAM (IMM) 	2	70x45	5030	
Model	7030021	Datum/Date	05.05.2024	Seite/Page	2/6

Pos	Bestimmung-Specification 7030021		Stck. Pcs.	Profil Profile (mm)	Länge Length (mm)
FBI2	FUNDAMENTHOLZ (IMM) - FOUNDATION BEAM (IMM) 		23	70x45	4890
FBI3	FUNDAMENTHOLZ (IMM) - FOUNDATION BEAM (IMM) 		4	70x45	4845
FBI4	FUNDAMENTHOLZ (IMM) - FOUNDATION BEAM (IMM) 		9	70x45	393
DR1	DECKENRAHMEN - CEILING FRAME 		4	45x45	535
B1	BRETT - BOARD 		2	18x70	3100
B2	BRETT - BOARD 		1	18x70	535
RB2	DACHBALKEN - ROOF BEAM 		3	70x140	5720
RB3	DACHBALKEN - ROOF BEAM 		2	70x140	5720
RB4	DACHBALKEN - ROOF BEAM 		2	70x140	4720
RB1	DACHBALKEN - ROOF BEAM 		3	70x140	4720
R-1	DACHBRETT - ROOF BOARDS	88mm or-oder 114mm 	119+1 92+1	88x18 114x18	4530
R-2	DACHBRETT - ROOF BOARDS	88mm or-oder 114mm 	119 92	88x18 114x18	1120
BB-1	BRETT FÜR BARTHEKE - BOARD FOR BAR COUNTER 		5	114x28	3080
F-1	FUSSBODENBRETT - FLOOR BOARDS 		44+1	114x28	5350
F-2	FUSSBODENBRETT - FLOOR BOARDS 		9	114x28	5050
F-3	FUSSBODENBRETT - FLOOR BOARDS 		26	114x28	4345
F-4	FUSSBODENBRETT - FLOOR BOARDS 		9	114x28	3145
F-5	FUSSBODENBRETT - FLOOR BOARDS 		9	114x28	2845
F-6	FUSSBODENBRETT - FLOOR BOARDS 		17	114x28	1425
FF-1	FUSSBODENLEISTEN FLOOR STRIPS	 		18x35	55.0 lfm/rm
GB1-1	GIEBELLEISTE - GABLE MOULDING		2	18x120	2060
GB1-2	GIEBELLEISTE - GABLE MOULDING		2	18x120	3650
EB2-1	TRAUFENBRETT - EAVES BOARD 		1	18x90	840
Model	7030021		Datum/Date	05.05.2024	Seite/Page 3/6

Pos	Bestimmung-Specification 7030021		Stck. Pcs.	Profil Profile (mm)	Länge Length (mm)
EB2-2	TRAUFENBRETTER - EAVES BOARD		1	18x90	976
EB2-3	TRAUFENBRETTER - EAVES BOARD		4	18x90	4750
ES-1	TRAUFENLEISTE - EAVES STRIPS		6	30x40	3480
GS-1	GIEBELDECKLEISTE - GABLE COVER STRIPS		4	18x70	2830
GS-2	GIEBELDECKLEISTE - GABLE COVER STRIPS		3	18x70	3492
WT-1	FIXIRUNGSLEISTE FÜR FENSTER - FIXING FILLET FOR WINDOW		24	43x70	370
WT-2	FIXIRUNGSLEISTE FÜR FENSTER - FIXING FILLET FOR WINDOW		4	43x70	640
WT-3	FIXIRUNGSLEISTE FÜR FENSTER - FIXING FILLET FOR WINDOW		2	43x70	1710
OT-1	FIXIRUNGSLEISTE FÜR ÖFFNUNG - FIXING FILLET FOR OPENING		1	43x70	740
OT-2	FIXIRUNGSLEISTE FÜR ÖFFNUNG - FIXING FILLET FOR OPENING		1	43x70	1050
OT-3	FIXIRUNGSLEISTE FÜR ÖFFNUNG - FIXING FILLET FOR OPENING		7	43x70	1890
DT-1	FIXIRUNGSLEISTE FÜR TÜR - FIXING FILLET FOR DOOR		2	43x70	1950
DT-2	FIXIRUNGSLEISTE FÜR TÜR - FIXING FILLET FOR DOOR		4	43x70	1990
SJ-1	GEWINDESTANGE M10 - TREADED ROD M10		1		1080
SJ-2	GEWINDESTANGE M10 - TREADED ROD M10		2		2180
SJ-3	GEWINDESTANGE M10 - TREADED ROD M10		2		2460
RCM	DACHBALKEN BEFESTIGUNGSMETALLE M6 200MM - ROOFBEAMS CONNECTING METAL M6 200MM		5		
HS1	SCHRAUBEN FÜR WANDBOHLNEN BEFESTIGUNG METALLESCREW - SCREWS FOR WALLBEAMS CONNECTING METAL / WBM		48	Ø3.5x35	
HS	SCHRAUBEN FÜR WINKELHALTERUNGEN - SCREWS FOR ANGLE BRACKET / WI		16	Ø4x40	
HS	SCHRAUBEN FÜR GIEBELLEISTE - SCREWS FOR GABLE MOULDING / GB		32	Ø4.5x50	
HS	SCHRAUBEN FÜR TRAUFENBRETTER - SCREWS FOR EAVES BOARD / EB		44	Ø4.5x50	
HS	SCHRAUBEN FÜR TRAUFENLEISTE - SCREWS FOR EAVES STRIPS / ES		42	Ø4.5x50	
HS	SCHRAUBEN FÜR GIEBELDECKLEISTEN - SCREWS FOR GABLE COVER STRIPS / GS		45	Ø4.5x50	
Model	7030021	Datum/Date	05.05.2024	Seite/Page	4/6

Pos	Bestimmung-Specification 7030021		Stck. Pcs.	Profil Profile (mm)	Länge Length (mm)	
HS	SCHRAUBEN FÜR RAHMEN - SCREWS FOR FRAME / DR		8	Ø4.5x70		
HS	SCHRAUBEN FÜR 1. BOHLENREIHE - SCREWS FOR 1. WALL BEAM		21	Ø5.0x100		
HS	SCHRAUBEN FÜR FUNDAMENTHOLZ - SCREWS FOR FOUNDATION BEAM / FBI		136	Ø5.0x120		
HS	SCHRAUBEN FÜR DACHBALKEN - SCREWS FOR ROOF BEAM / RB		35	Ø6x160		
NF	NÄGEL FÜR BARTHEKE, BRETT - NAILS FOR BAR COUNTER, BOARD BB, B		64	Ø1.4x40		
NF	NÄGEL FÜR DACHBRETTER - NAILS FOR ROOF BOARDS / R		1472	Ø2.5x60		
NF	NÄGEL FÜR FUSSBODENBRETTER - NAILS FOR FLOOR BOARDS / F		1800	Ø2.5x60		
NF	NÄGEL FÜR FUSSBODENLEISTE - NAILS FOR FLOOR STRIPS / FF		100	Ø2x40		
WBM3	WANDBOHLN BEFESTIGUNG METALLE - WALLBEAMS CONNECTING METAL		12	50x50		
LD	LOCH DECKEN - HOLE COVER		1			
WI	WINKELHALTERUNGEN - ANGLE BRACKET		4	40x40		
AST_1H	FENSTER - WINDOW			FESTSTEHEND/FIXED	12	1500x360
						
AST_1H	FENSTER - WINDOW			DIN RECHTS/RIGHT HANDED DIN LINKS/LEFT HANDED	1 1	900x640 900x640
						
AST_1H	FENSTER - WINDOW			DIN RECHTS/RIGHT HANDED	1	565x1720
						
Model	7030021	Datum/Date	05.05.2024	Seite/Page	5/6	

Pos	Bestimmung-Specification 7030021	Stck. Pcs.	Profil Profile (mm)	Länge Length (mm)
AST_IN	TÜR - DOOR DIN RECHTS/RIGHT HANDED 	1	800x1990	
AST_PRE	TÜR - DOOR DIN RECHTS/RIGHT HANDED 	2	900x1990	
✘	BITTE SELBER ANPASSEN (FALLS NÖTIG)! - CUT INTO LENGTH ON SITE (IF NEEDED)!			
Model	7030021	Datum/Date	05.05.2024	Seite/Page 6/6