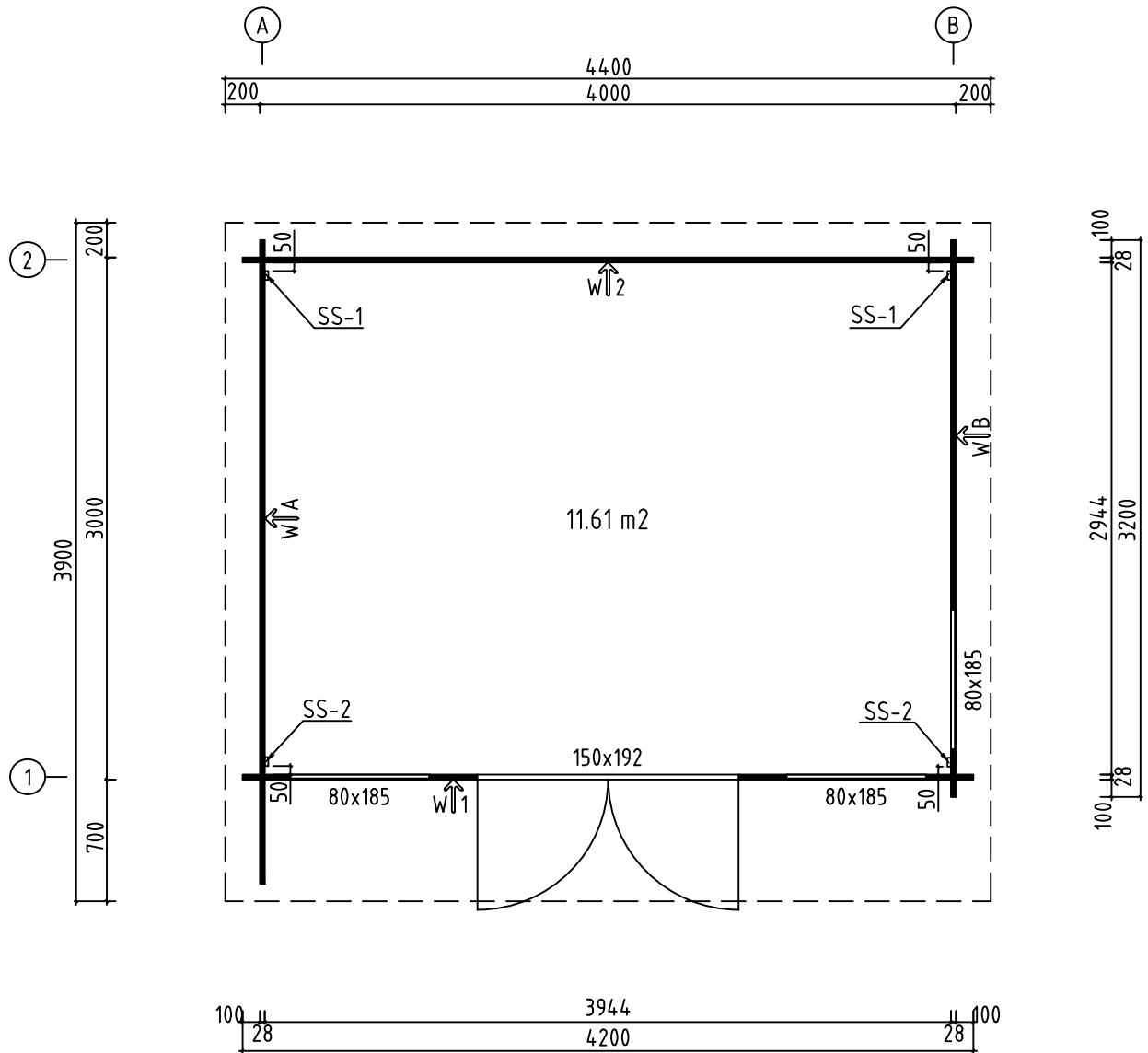
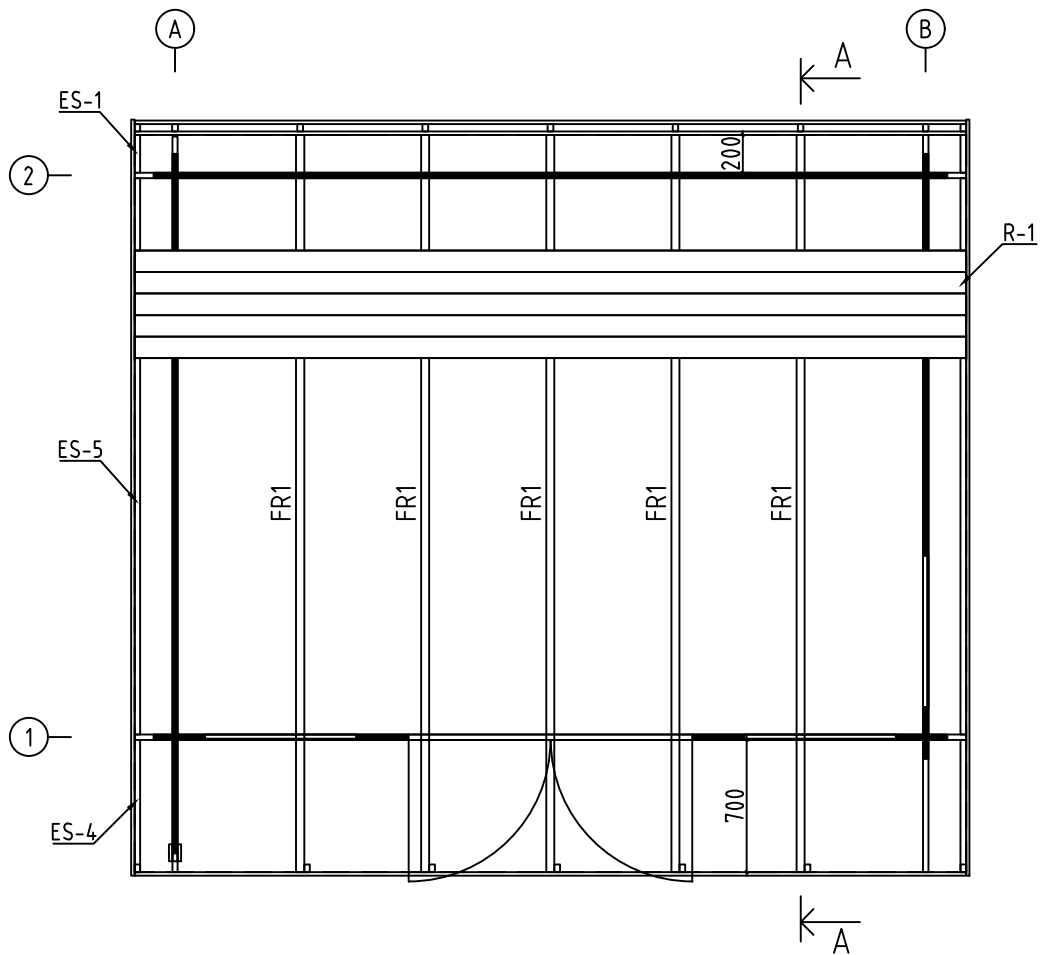


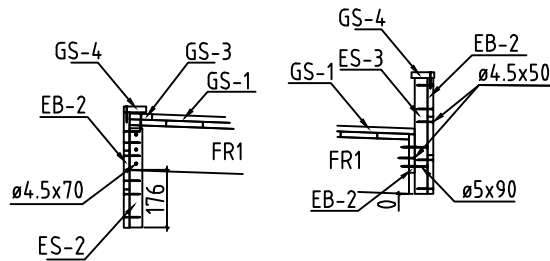
Name-Name-Nom 2833051	Page-Seite-Page 1
View-Aussicht-Vue 3D	Scale-Maßstab-Echelle 1:40
Material-Material-Matériel 28x135	Date-Datum-Date 21.02.2025
Drafter-Zeichner-Rédacteur EJ	File



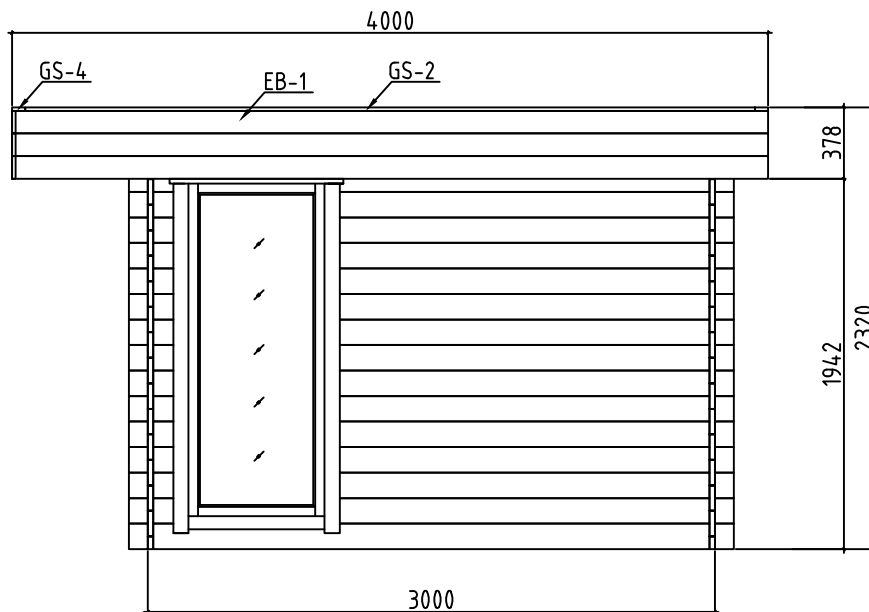
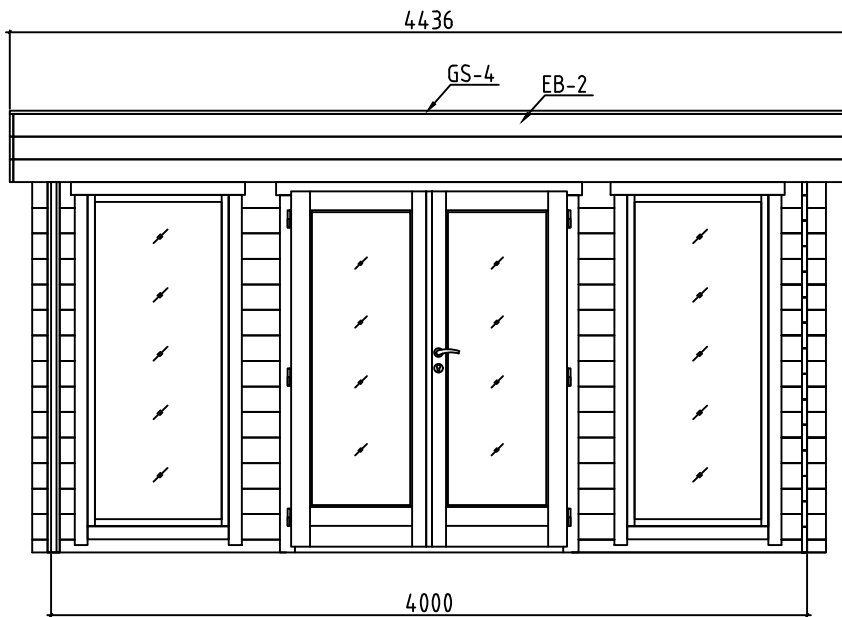
Name-Name-Nom 2833051		Page-Seite-Page 2
View-Aussicht-Vue GROUNDPLAN - GRUNDPLAN - PLAN DE MASSE		Scale-Maßstab-Echelle 1:40
Material-Material-Matériel 28x135		Date-Datum-Date 21.02.2025
Drafter-Zeichner-Rédacteur EJ	File	



A-A


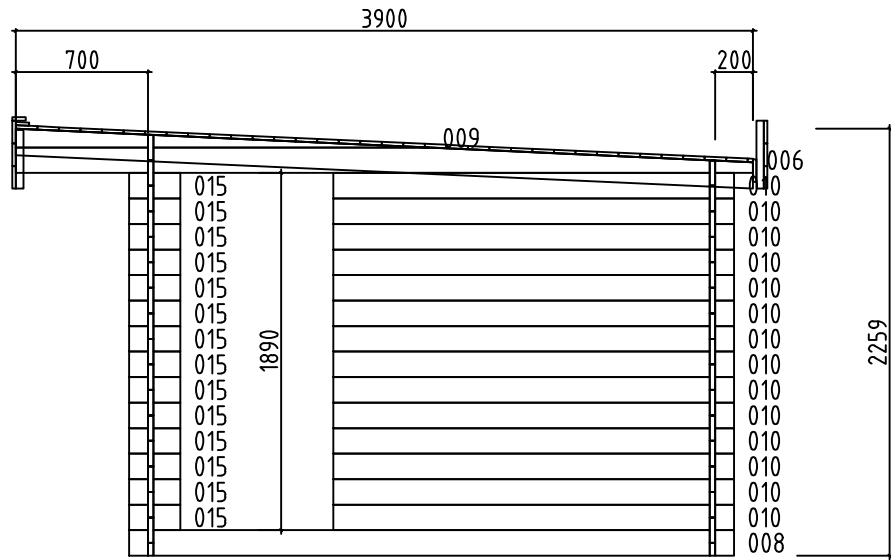


Name-Name-Nom 2833051	Page-Seite-Page 3
View-Aussicht-Vue RAFTERS PLAN - DACHSPARREN - PLAN DE CHEVRON	Scale-Maßstab-Echelle
Material-Material-Matériel 28x135	Date-Datum-Date 21.02.2025
Drafter-Zeichner-Rédacteur EJ	File

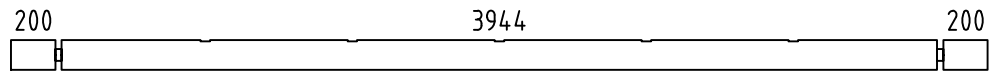
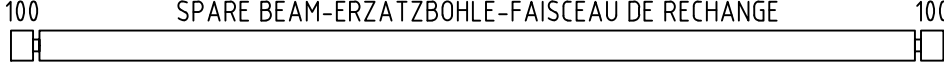
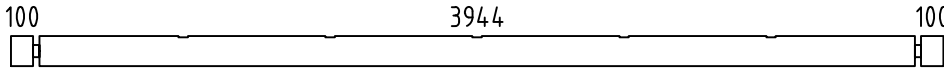
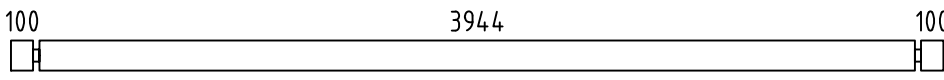

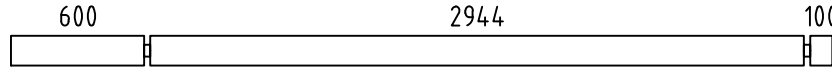
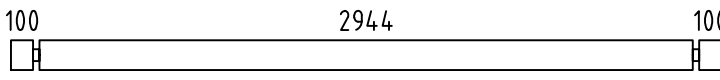
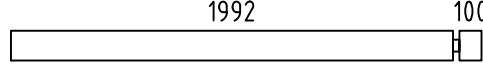
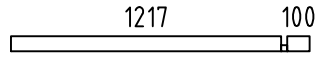
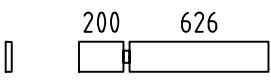

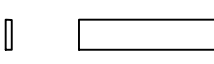



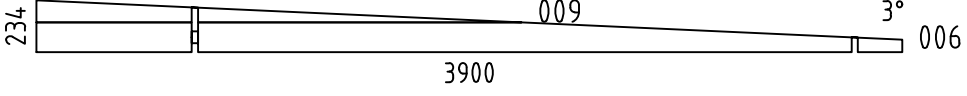
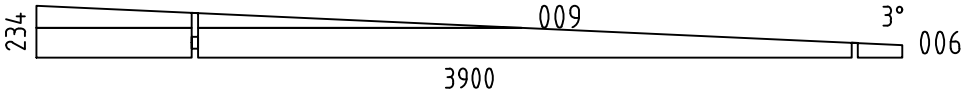


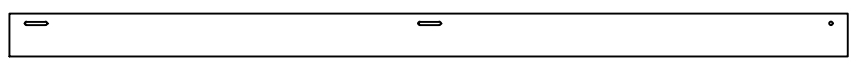


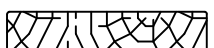

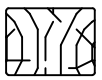





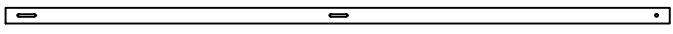
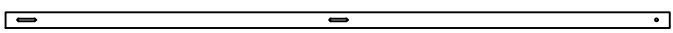



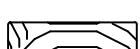









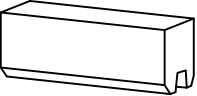


Name-Name-Nom 2833051		Page-Seite-Page 4
View-Aussicht-Vue VIEWS-ANSICHTEN-VUE DES MURS		Scale-Maßstab-Echelle 1:40
Material-Material-Matériel 28x135		Date-Datum-Date 21.02.2025
Drafter-Zeichner-Rédacteur EJ	File	

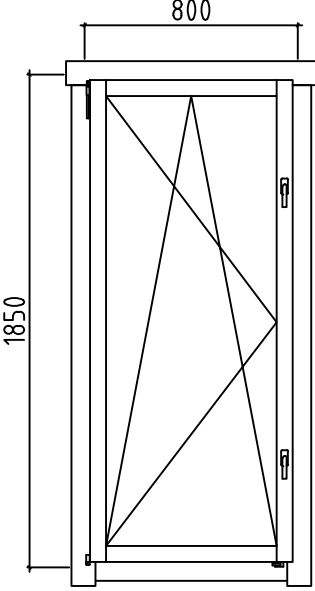
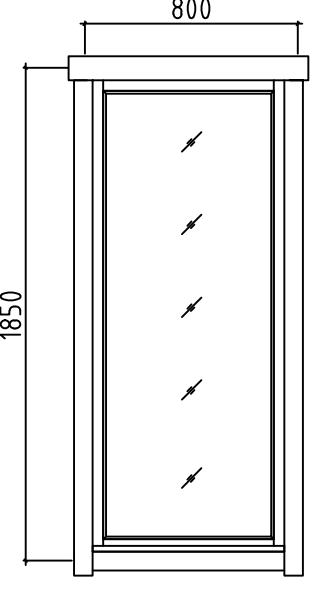
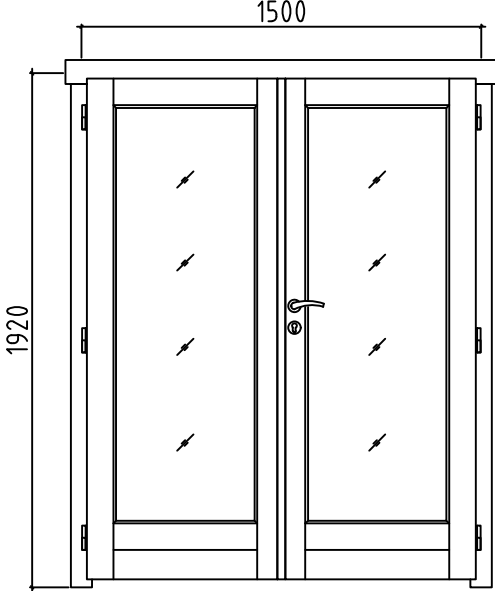
Wall-Wand-Mur B ↗



Name-Name-Nom 2833051		Page-Seite-Page 6
View-Aussicht-Vue Wall-Wand-Mur B		Scale-Maßstab-Echelle 1:40
Material-Material-Matériel 2.8x13.5		Date-Datum-Date 21.02.2025
Drafter-Zeichner-Rédacteur EJ	File	

Pos	2833051 Piece list - Stückliste - Liste des pieces	Q.	P (mm)	L (mm)
001		1	28x135	4400
002	100 SPARE BEAM-ERZATZBOHLE-FAISCEAU DE RECHANGE 100 	1	28x135	4200
003	100 3944 100 	1	28x135	4200
004	100 3944 100 	13	28x135	4200
005	100 3944 100 	1	28x68	4200
007	600 2944 100 	15	28x135	3700
008	100 2944 100 	1	28x135	3200
010	1992 100 	14	28x135	2120
011	1217 100 	2	28x68	1345
012	200 626 	2	28x135	854
013	627 200 	2	28x135	854
014		8	28x135	619
015	100142 	14	28x135	270
016	142100 	28	28x135	269
017		28	28x135	265
WA-1		1		
WB-1		1		
FR1	RAFTER - DACHSPARREN - CHEVRON 	5	43x140	3910
R-1	ROOF BOARDS - DACHBRETTER - VOLIGES  or-oder-ou	45+1 35+1	114x18 114x18	4400
LP-1	COVERING MOULDING - DECKUNGS- PROFIL - PROFILS DE FINITION 	1+1	18x90	1960
LP-2	COVERING MOULDING - DECKUNGSPROFIL - PROFILS DE FINITION 	1	28x45	1960
EB-1	EAVES BOARD - TRAUFBRETT - BANDEAU DE TOIT 	6	18x120	4000
EB-2	EAVES BOARD - TRAUFBRETT - BANDEAU DE TOIT 	7	18x120	4400
ES-1	ROOF EDGE REINFORCEMENT - DACHRANDVERSTÄRKUNG - CORNIERE DE RENFORT DE BORD DE TOIT 	2	30x40	198
ES-2	ROOF EDGE REINFORCEMENT - DACHRANDVERSTÄRKUNG - CORNIERE DE RENFORT DE BORD DE TOIT 	7	30x40	290
Name-Name-Nom	2833051	Date-Datum-Date	22.02.2025	Page-Seite-Page 1/3

Pos	2833051 Piece list - Stückliste - Liste des pieces			Q.	P (mm)	L (mm)
ES-3	ROOF EDGE REINFORCEMENT - DACHRANDVERSTÄRKUNG - CORNIERE DE RENFORT DE BORD DE TOIT		10	30x40	360	
ES-4	ROOF EDGE REINFORCEMENT - DACHRANDVERSTÄRKUNG - CORNIERE DE RENFORT DE BORD DE TOIT		2	30x40	698	
ES-5	ROOF EDGE REINFORCEMENT - DACHRANDVERSTÄRKUNG - CORNIERE DE RENFORT DE BORD DE TOIT		2	30x40	2945	
SS-1	STORM PROTECTION - STURMLEISTE - LATTE ANTI-TEMPETE		2	18x35	1990	
SS-2	STORM PROTECTION - STURMLEISTE - LATTE ANTI-TEMPETE		2	18x35	2120	
GS-1	ROOFING FELT FILLET - DACHPAPPENLEISTE - BAGUETTE DE FIXATION DU FEUTRE BITUMEUX		2	18x70	3850	
GS-2	ROOFING FELT FILLET - DACHPAPPENLEISTE - BAGUETTE DE FIXATION DU FEUTRE BITUMEUX		2	18x70	3860	
GS-3	ROOFING FELT FILLET - DACHPAPPENLEISTE - BAGUETTE DE FIXATION DU FEUTRE BITUMEUX		1	18x70	4400	
GS-4	ROOFING FELT FILLET - DACHPAPPENLEISTE - BAGUETTE DE FIXATION DU FEUTRE BITUMEUX		2	18x70	4436	
HS	SCREW FOR EAVES BOARDS (EB) - SCHRAUBE FÜR TRAUFBRETTER (EB) - VIS DE FIXATION POUR BANDEAU DE TOIT (EB)		164	ø4.5x50		
HS	SCREW FOR ROOF EDGE REINFORCEMENT (ES) - SCHRAUBE FÜR DACHRANDVERSTÄRKUNG (ES) - VIS POUR RENFORT DE BORD DE TOIT (ES)		24	ø4.5x50		
HS	SCREW FOR ROOFING FELT FILLET (GS) - SCHRAUBE FÜR DACHPAPPEN-LEISTE (GS) - VIS POUR BAGUETTE FIXATION FEUTRE BITUMEUX (GS)		66	ø4.5x50		
HS	SCREW FOR COVERING MOULDING (LP) - SCHRAUBE FÜR DECKUNGSPROFIL (PL) - VIS POUR PROFILS DE FINITION (PL)		14	ø4.5x60		
HS	SCREW FOR ROOF EDGE REINFORCEMENT (ES) - SCHRAUBE FÜR DACHRANDVERSTÄRKUNG (ES) - VIS POUR RENFORT DE BORD DE TOIT (ES)		48	ø4.5x70		
HS	SCREW FOR GABLE - SCHRAUBE FÜR GIEBEL - VIS POUR FIXATION DES PIGNONS		6	ø5x120		
HS	SCREW FOR ROOF EDGE REINFORCEMENT (ES) - SCHRAUBE FÜR DACHRANDVERSTÄRKUNG (ES) - VIS POUR RENFORT DE BORD DE TOIT (ES)		14	ø5x90		
HS	SCREW FOR RAFTER (FR) - SCHRAUBE ZUR BEFESTIGUNG DACHSPARREN (FR) - VIS POUR CHEVRON (FR)		10	ø6x160		
HS	SCREW FOR STORM PROTECTION - SCHRAUBE FÜR STURMLEISTE - VIS POUR LAME ANTI-TEMPETE		24	ø6x40		
HB	HAMMER BLOCK - SCHLAGHOLZ - CALLE DE FRAPPE		2	28mm		
NF	ZN NAIL FOR ROOF - ZN NÄGEL FÜR DACHBRETTER - POINTE POUR TOIT		340	ø2.5x60		
SSM	WASHER FOR STORM PROTECTION - DICHTSCHEIBE FÜR STURMLEISTE - RONDELLE POUR LAME ANTI-TEMPETE		24	M8		
Name-Name-Nom	2833051	Date-Datum-Date	22.02.2025	Page-Seite-Page	2/3	

Pos	<p style="text-align: center;">2833051 Piece list - Stückliste - Liste des pieces</p>	Q.	P (mm)	L (mm)
	<p>WINDOW-FENSTER-FENETRE, AST</p> 	L	1	800x1850
	<p>WINDOW-FENSTER-FENETRE, AST</p> 	C	2	800x1850
	<p>DOOR-TÜR-PORTE, AST</p> 	R	1	1500x1920