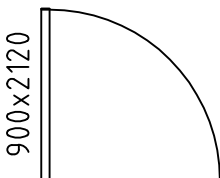
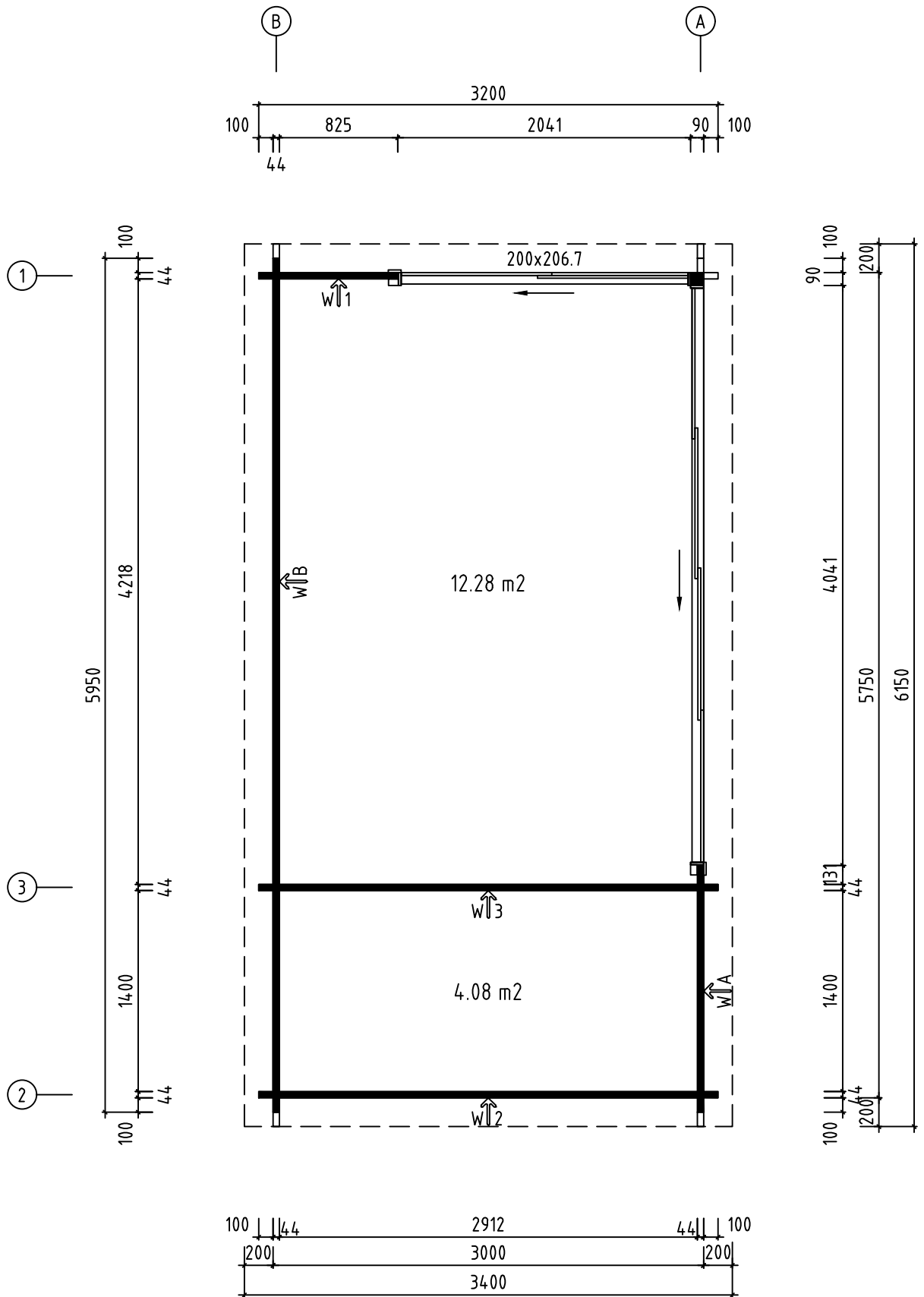
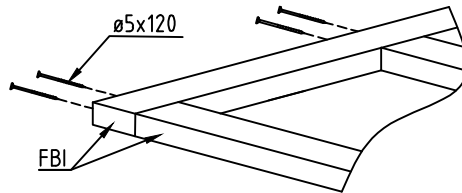
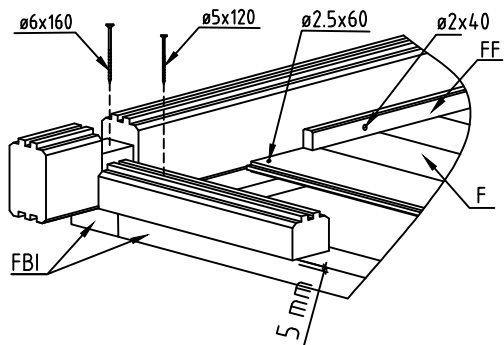
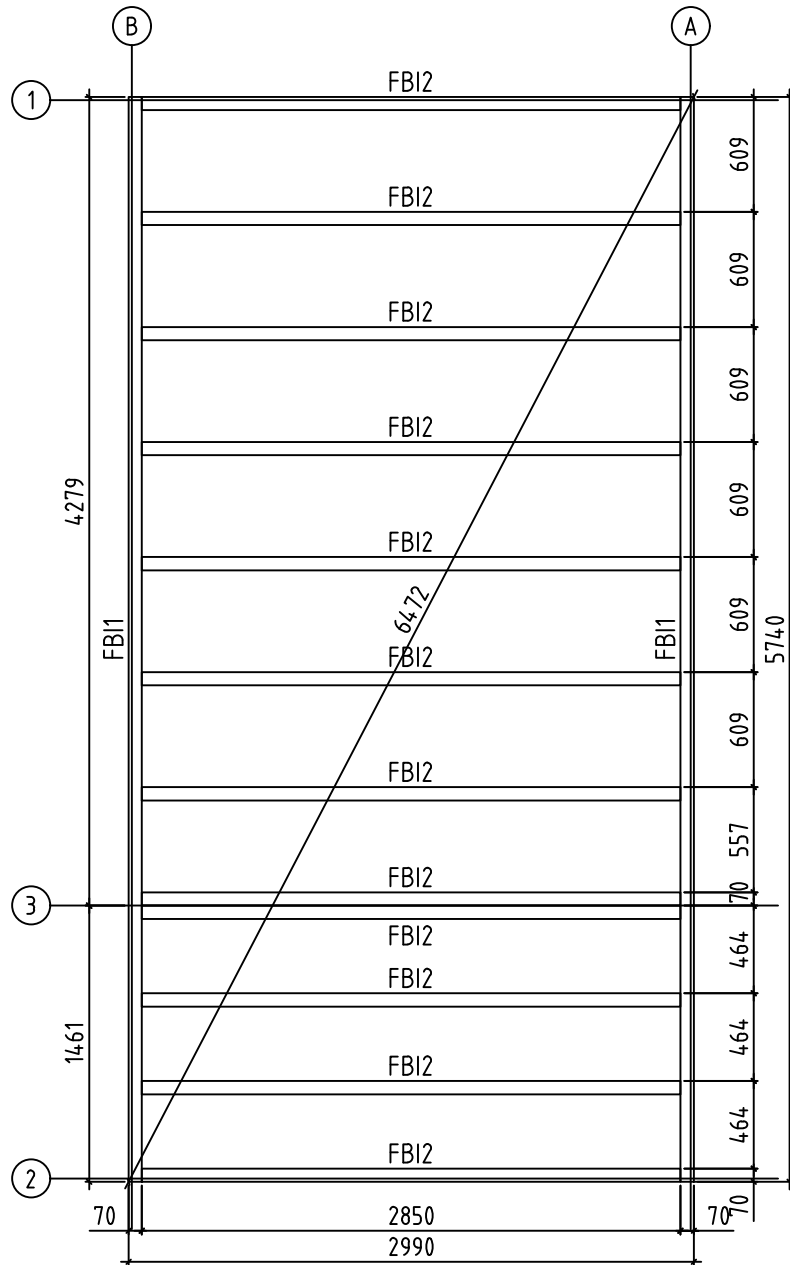


Name-Name-Nom 4400630		Page-Seite-Page 1
View-Aussicht-Vue 3D		Scale-Maßstab-Echelle 1:40
Material-Material-Matériel 44x135		Date-Datum-Date 04.06.2021
Drafter-Zeichner-Rédacteur EJ	File	

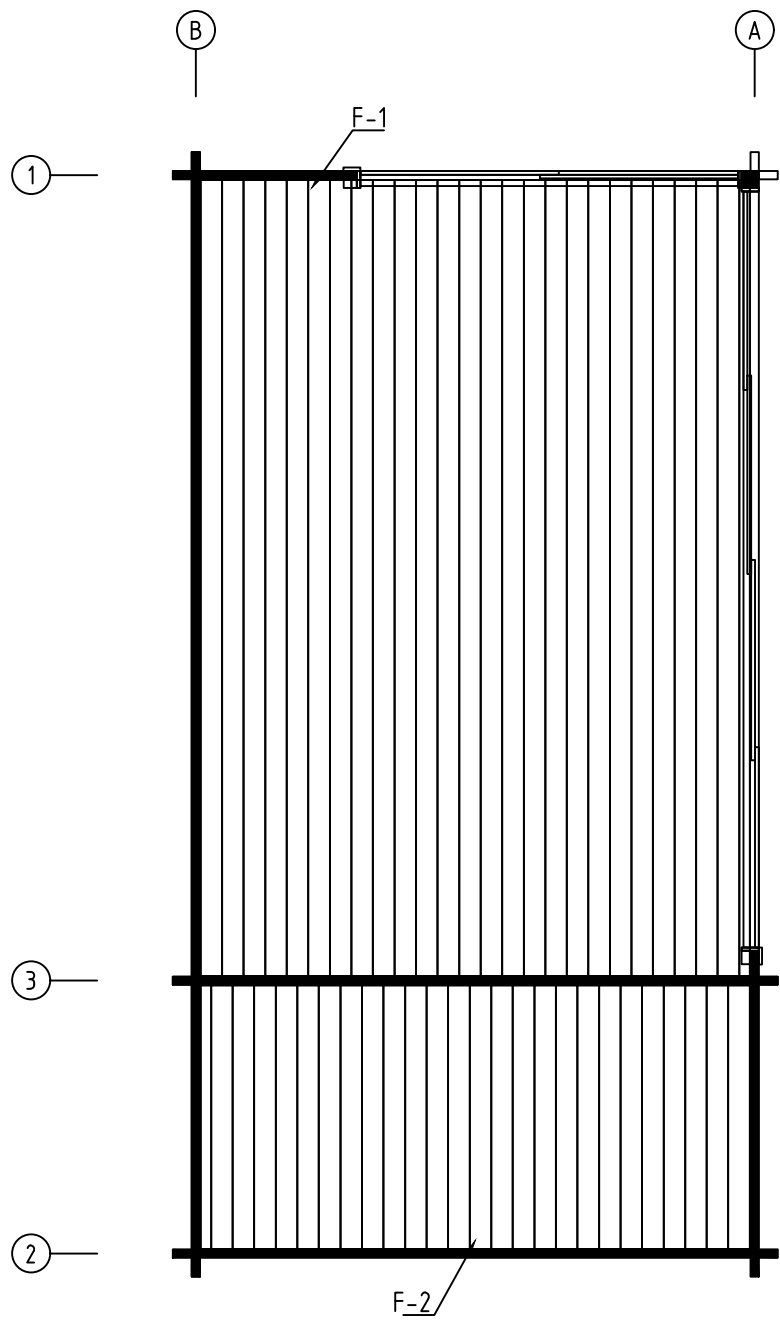
H = 1.600 m
 TOTAL: 4.08 m²



Name-Name-Nom 4400630		Page-Seite-Page 2
View-Aussicht-Vue GROUNDPLAN - GRUNDPLAN - PLAN DE MASSE		Scale-Maßstab-Echelle 1:40
Material-Material-Matériel 44x135		Date-Datum-Date 04.06.2021
Drafter-Zeichner-Rédacteur EJ	File	



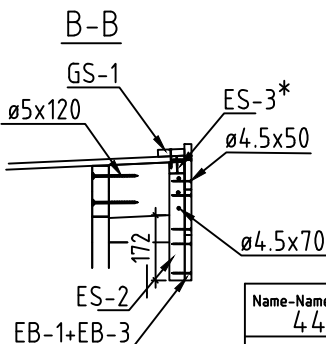
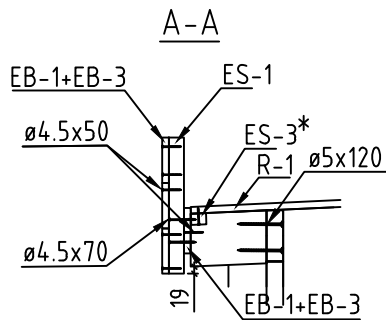
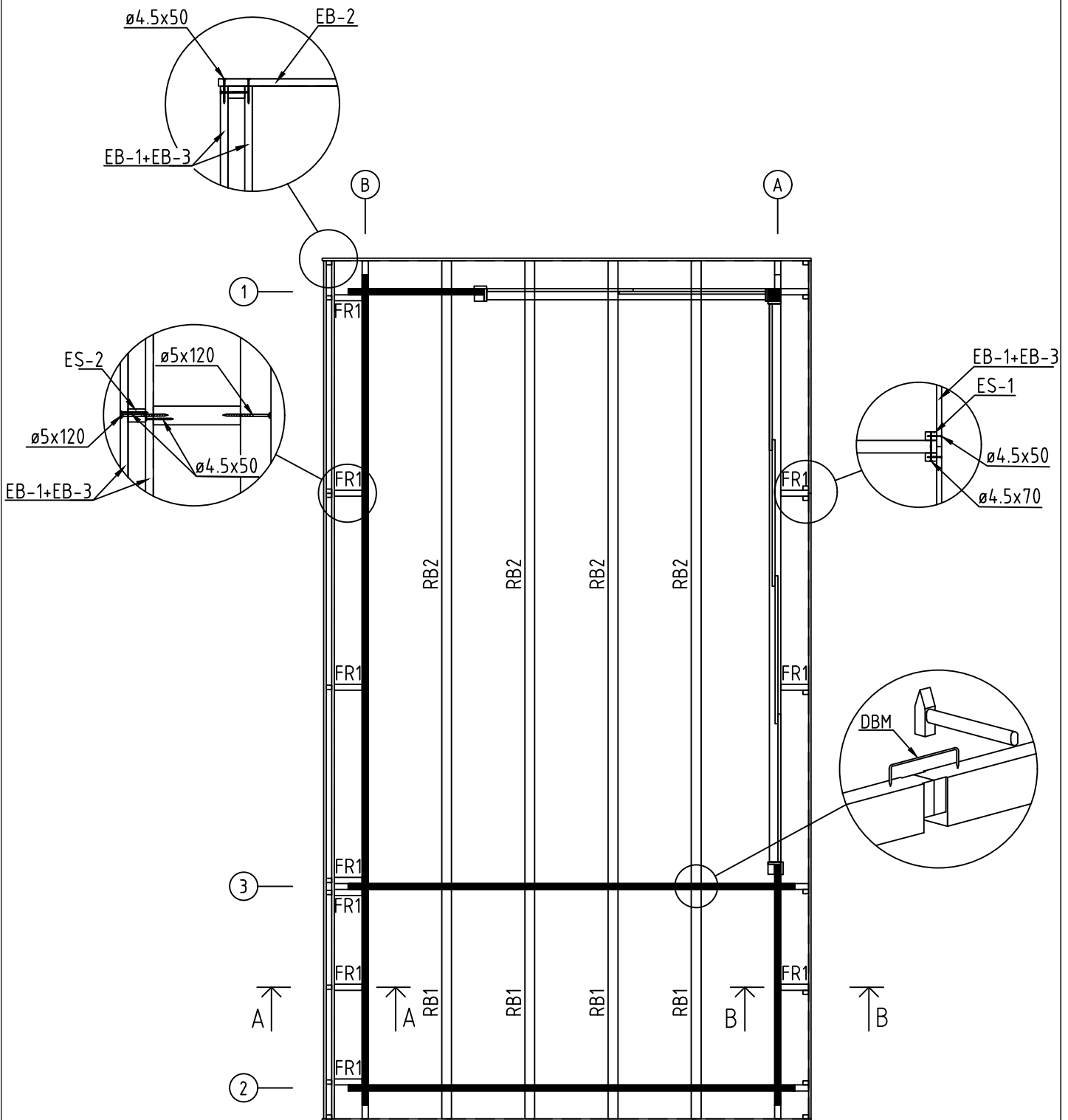
Name-Name-Nom 4400630		Page-Seite-Page 3
View-Aussicht-Vue FOUNDATION - FUNDAMENT - FONDATION		Scale-Maßstab-Echelle 1:40
Material-Material-Matériel 44x135		Date-Datum-Date 04.06.2021
Drafter-Zeichner-Rédacteur EJ	File	



ALU op.1

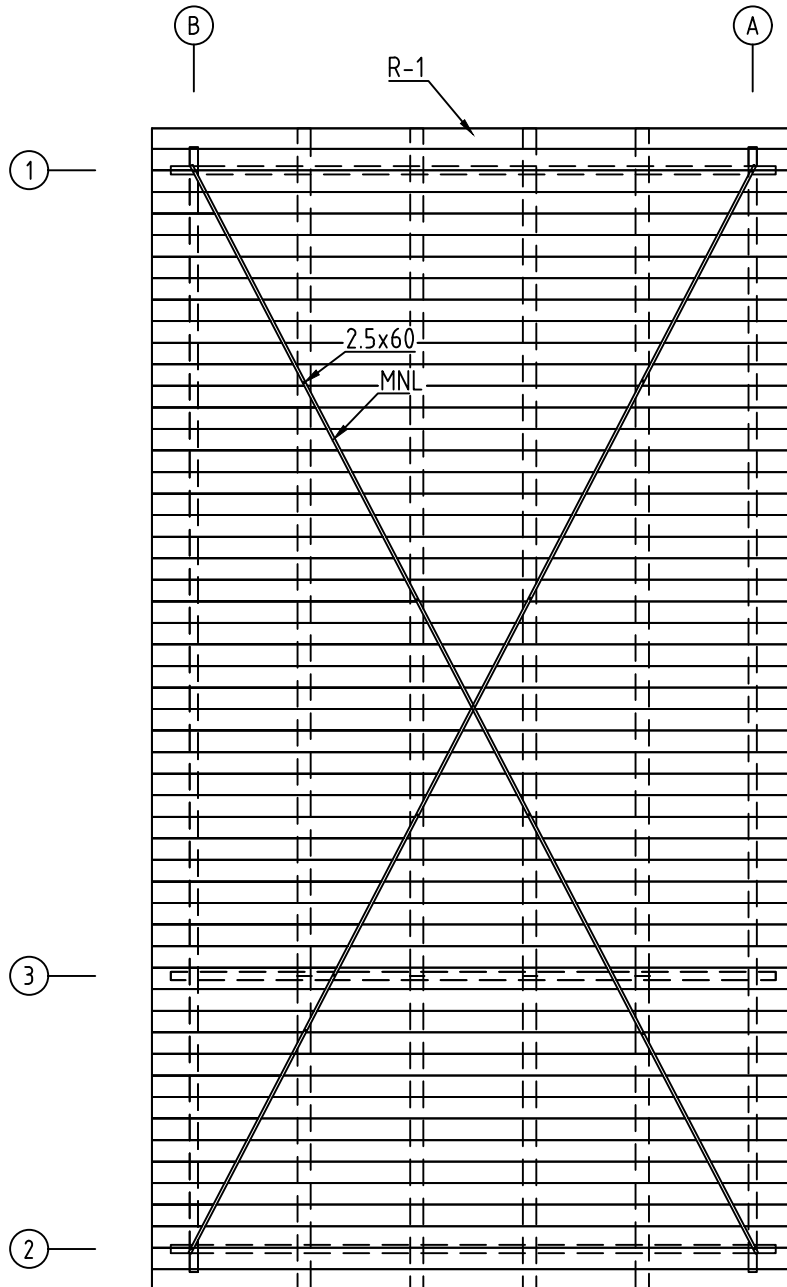
Lay floor boards before installing doors
 Fussbodenbretter verlegen vor Montage von ALU- Türen

Name-Name-Nom 4400630		Page-Seite-Page 4
View-Aussicht-Vue FLOOR BOARDS-FUSSBODENBRETTER-LAME DE PLANCHER		Scale-Maßstab-Echelle
Material-Material-Matériel 44x135		Date-Datum-Date 04.06.2021
Drafter-Zechner-Rédacteur EJ	File	

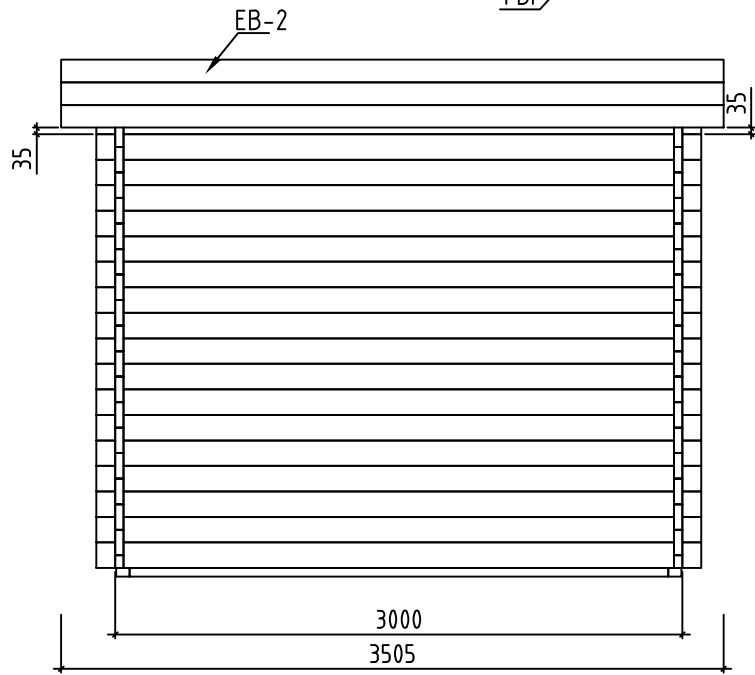
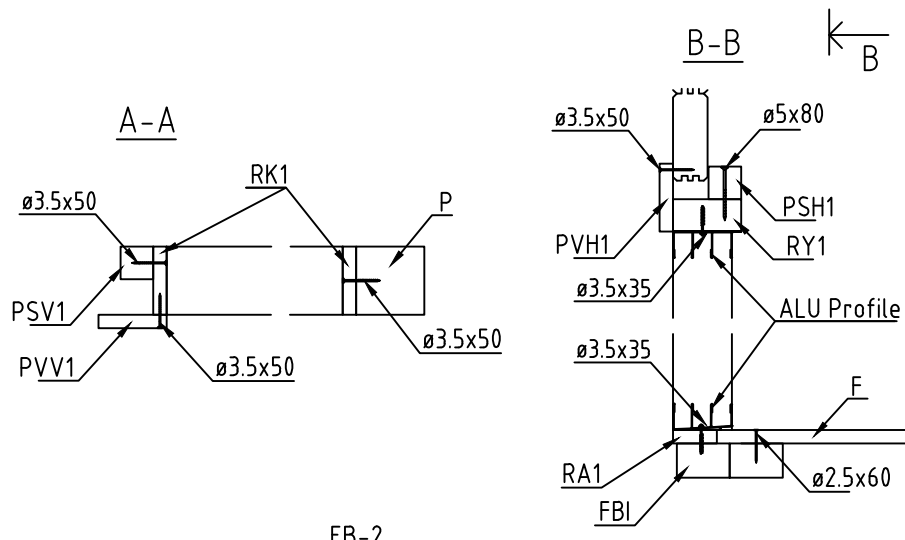
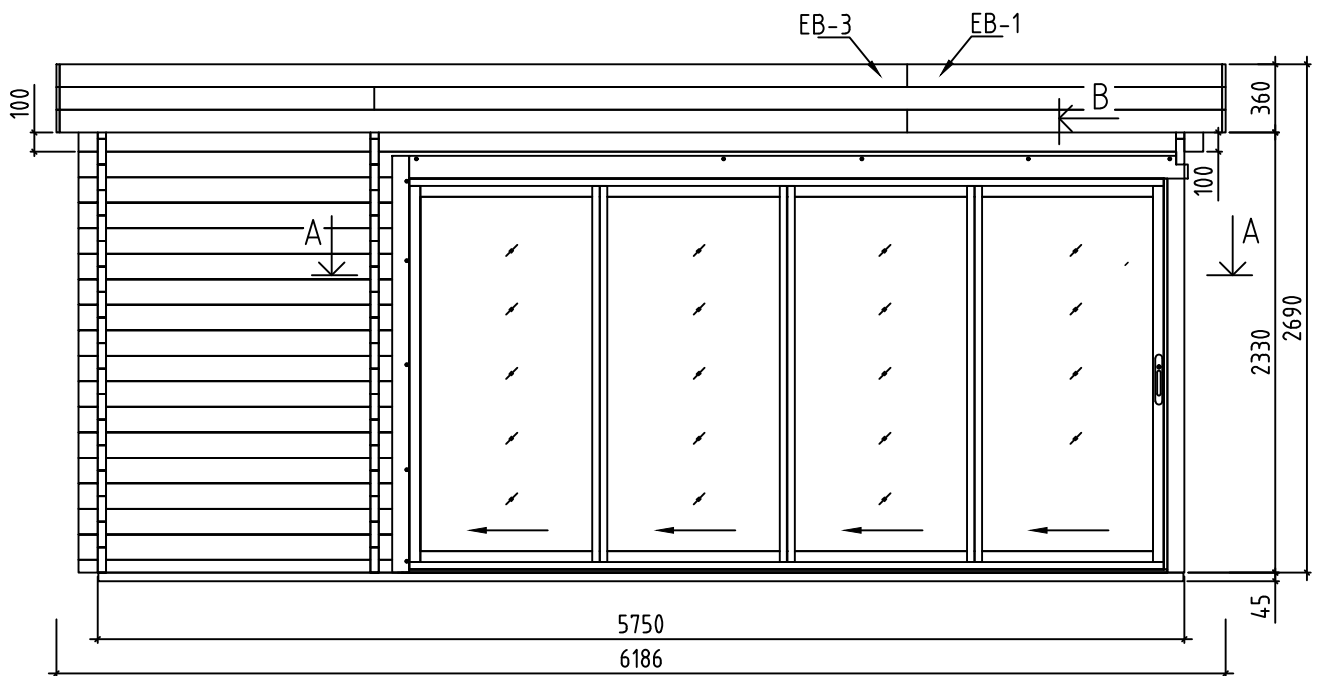


* Bitte selber anpassen (Falls nötig)
Cut into length on site (If needed)

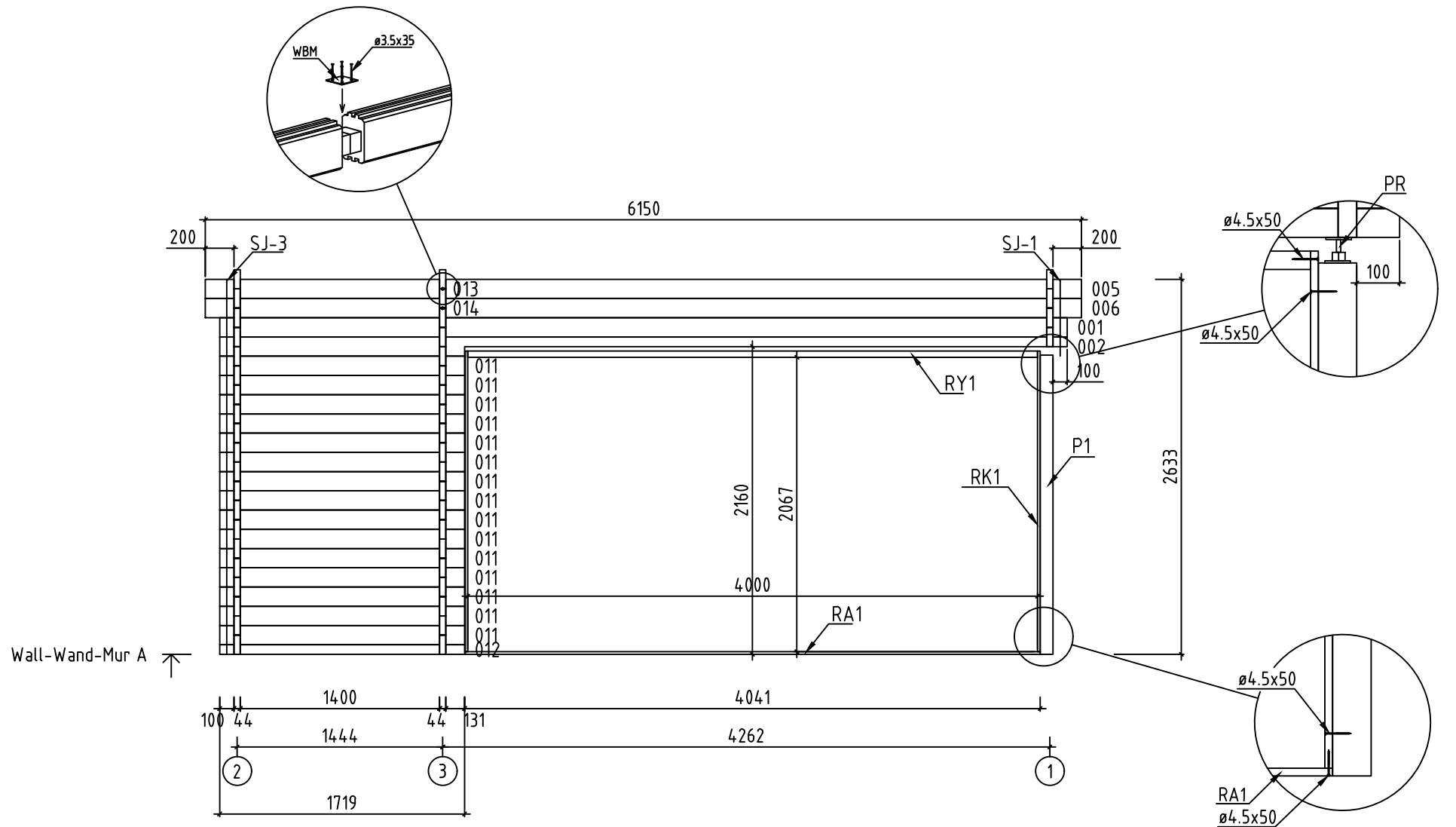
Name-Name-Nom 4400630		Page-Seite-Page 5
View-Aussicht-Vue ROOF PLAN-DACH-PLAN-PLAN DU TOIT		Scale-Maßstab-Echelle 1:40
Material-Material-Matériel 44x135		Date-Datum-Date 04.06.2021
Drafter-Zeichner-Rédacteur EJ	File	




Name-Name-Nom 4400630		Page-Seite-Page 6
View-Aussicht-Vue ROOF PLAN-DACH-PLAN-PLAN DU TOIT		Scale-Maßstab-Echelle 1:40
Material-Material-Matériel 44x135		Date-Datum-Date 04.06.2021
Drafter-Zeichner-Rédacteur EJ	File	



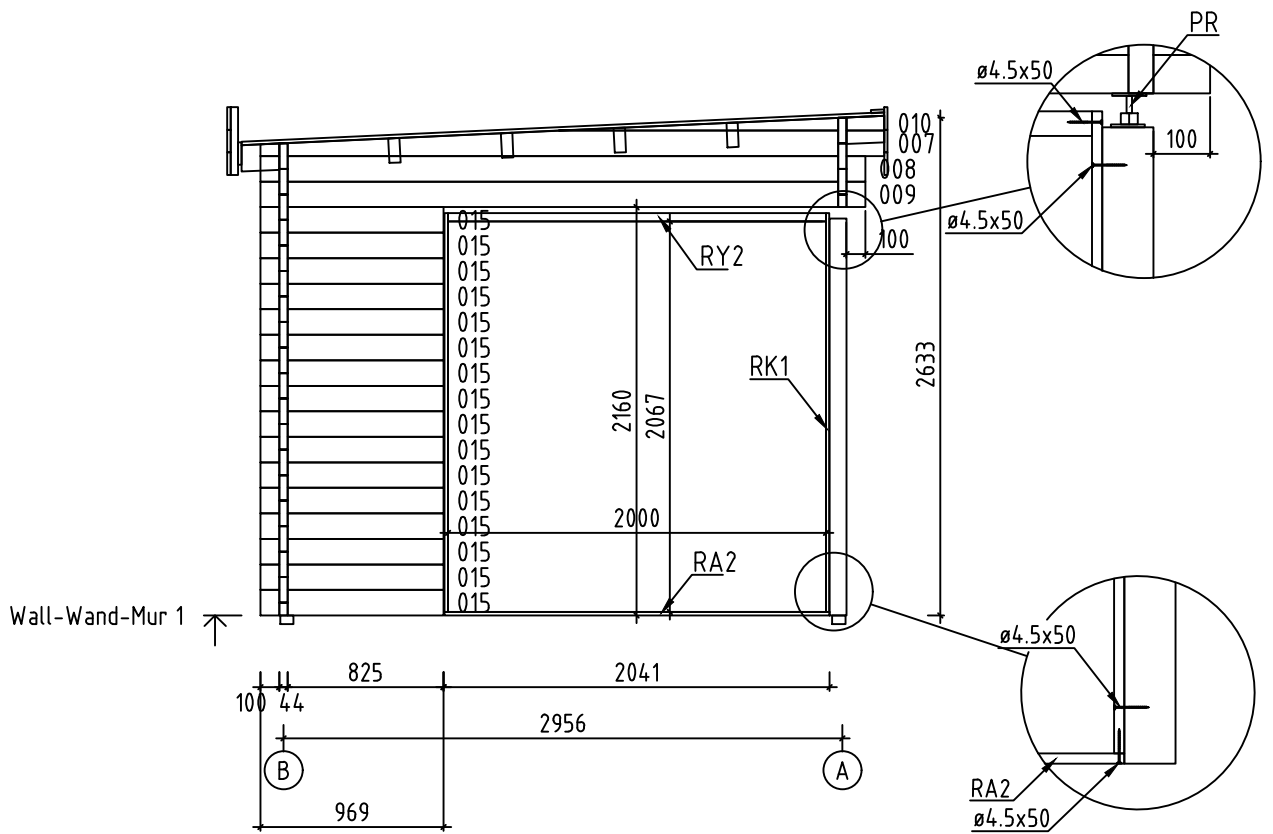
Name-Name-Nom 4400630		Page-Seite-Page 7
View-Aussicht-Vue VIEWS-ANSICHTEN-VUE DES MURS		Scale-Maßstab-Echelle 1:40
Material-Material-Matériel 44x135		Date-Datum-Date 04.06.2021
Drafter-Zeichner-Rédacteur EJ	File	



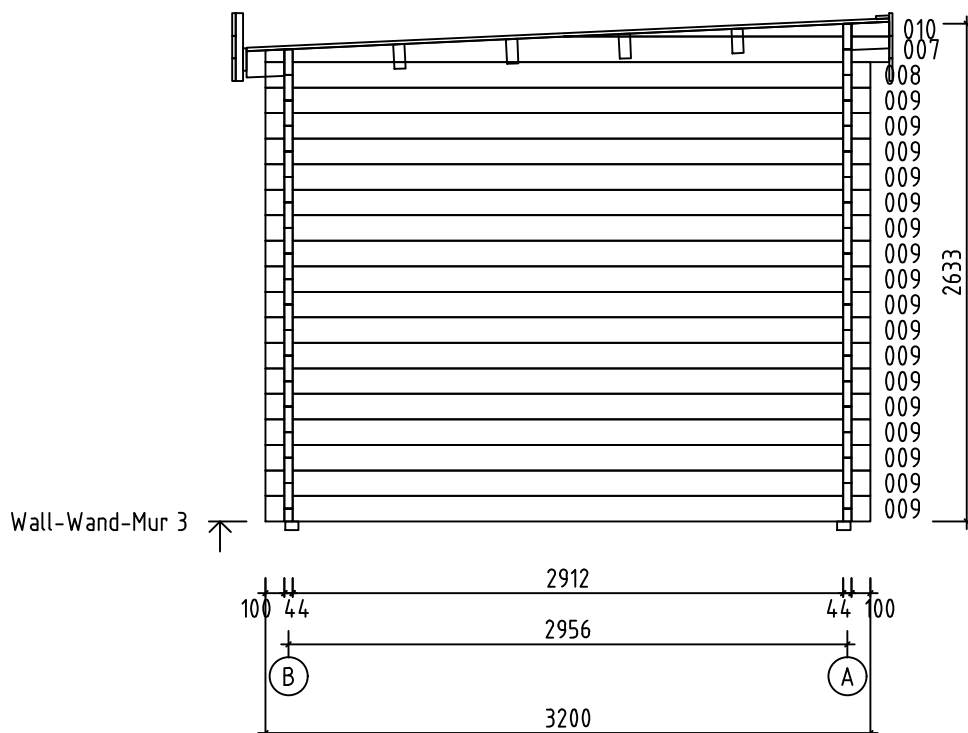
Name-Name-Nom 4400630		Page-Seite-Page 8
View-Aussicht-Vue Wall-Wand-Mur A		Scale-Maßstab-Echelle 1:40
Material-Material-Matériau 4.4x13.5		Date-Datum-Date 04.06.2021
Drafter-Zeichner-Rédacteur EJ	File	




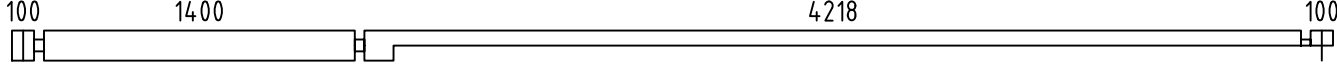
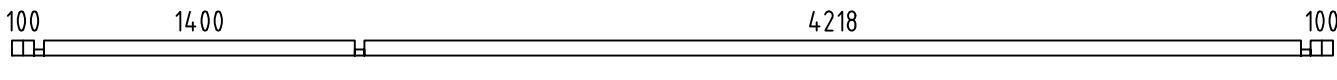
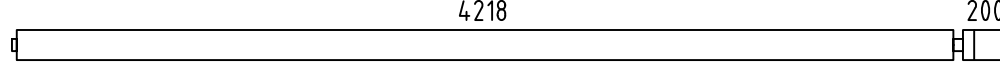
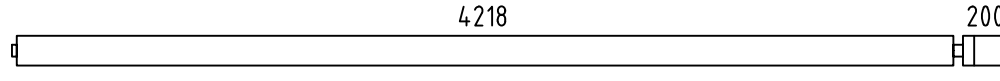
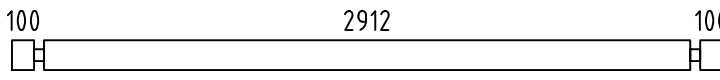

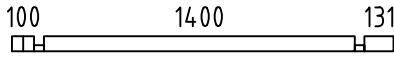
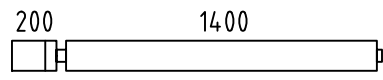
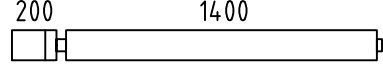
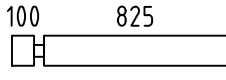
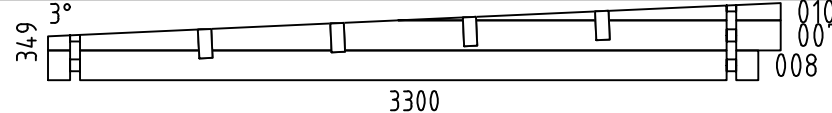
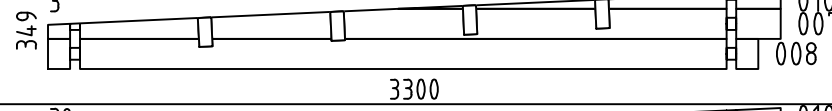
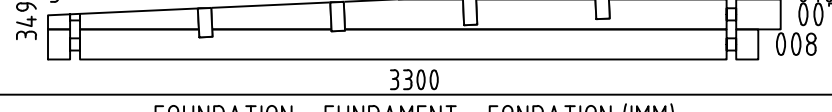
Name-Name-Nom 4400630		Page-Seite-Page 9
View-Aussicht-Vue Wall-Wand-Mur B		Scale-Maßstab-Echelle 1:40
Material-Material-Matériel 4.4 x 13.5		Date-Datum-Date 04.06.2021
Drafter-Zeichner-Rédacteur EJ	File	






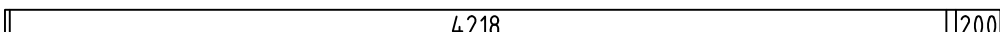



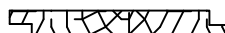



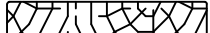
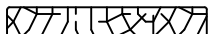






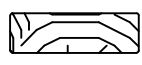
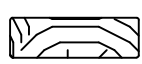
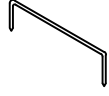









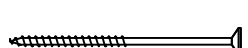



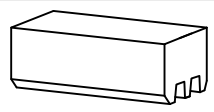

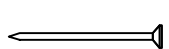

Name-Name-Nom 4400630		Page-Seite-Page 10
View-Aussicht-Vue Wall-Wand-Mur 1		Scale-Maßstab-Echelle 1:40
Material-Material-Matériel 4.4x13.5		Date-Datum-Date 04.06.2021
Drafter-Zeichner-Rédacteur EJ	File	

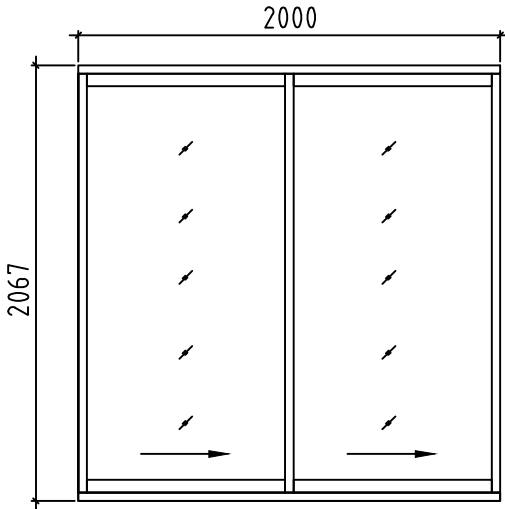
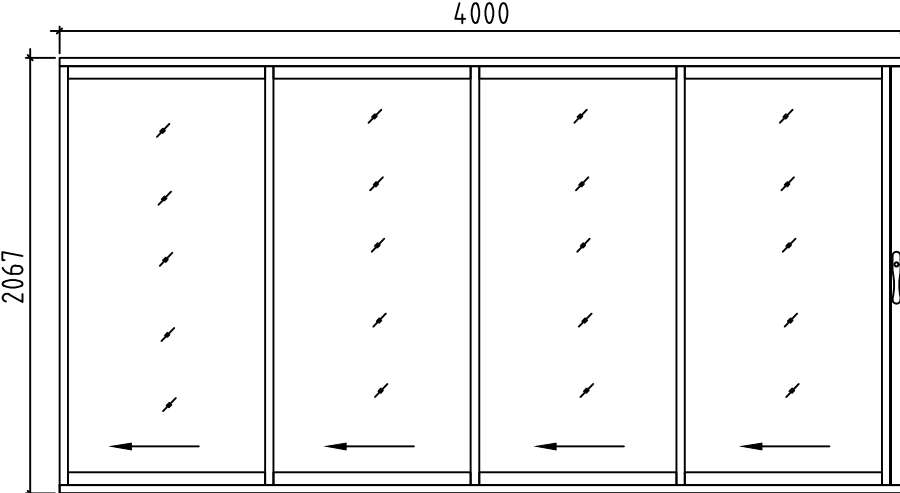
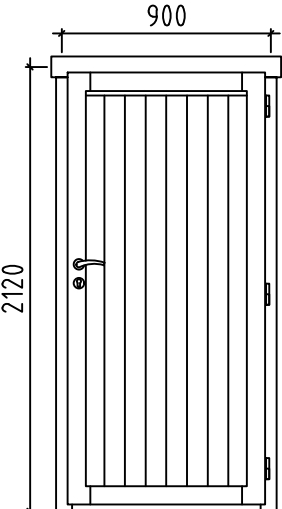


Name-Name-Nom 4400630		Page-Seite-Page 12
View-Aussicht-Vue Wall-Wand-Mur 3		Scale-Maßstab-Echelle 1:40
Material-Material-Matériel 4.4x13.5		Date-Datum-Date 04.06.2021
Drafter-Zeichner-Rédacteur EJ	File	

Pos	4400630 Piece list - Stückliste - Liste des pieces	Q.	P (mm)	L (mm)
001		18	44x135	5950
002		1	44x135	5950
003	SPARE BEAM-ERZATZBOHLE-FAISCEAU DE RECHANGE	1	44x135	5950
004		1	44x68	5950
005		2	44x135	4484
006		1	44x135	4484
009		35	44x135	3200
011		15	44x135	1719
012		1	44x68	1719
013		2	44x135	1666
014		1	44x135	1666
015		16	44x135	969
W1-1		1		
W2-1		1		
W3-1		1		
FBI1	FOUNDATION - FUNDAMENT - FONDATION (IMM)	2	70x45	5740
FBI2	FOUNDATION - FUNDAMENT - FONDATION (IMM)	12	70x45	2850
P1	POST - PFOSTEN - POTEAU	1	90x90	2095
FR1	RAFTER - DACHSPARREN - CHEVRON	10	43x140	207
RA1	COVERING MOULDING - DECKUNGSPROFIL - PROFILS DE FINITION (IMM)	1	18x43	4036
RA2	COVERING MOULDING - DECKUNGSPROFIL - PROFILS DE FINITION (IMM)	1	18x43	2036
RY1	COVERING MOULDING - DECKUNGSPROFIL - PROFILS DE FINITION	1	43x90	4000
RY2	COVERING MOULDING - DECKUNGSPROFIL - PROFILS DE FINITION	1	43x90	2000
RK1	COVERING MOULDING - DECKUNGSPROFIL - PROFILS DE FINITION	4	18x90	2110
PVH1	FASCIA BOARDS - ZIERLEISTEN - BAGUETTE DE BORDURE	1	120x18	4108

Pos	4400630 Piece list - Stückliste - Liste des pieces			Q.	P (mm)	L (mm)
PVH2	FASCIA BOARDS - ZIERLEISTEN - BAGUETTE DE BORDURE 			1	120x18	2126
PVV1	FASCIA BOARDS - ZIERLEISTEN - BAGUETTE DE BORDURE 			2	90x18	2205
PSH1	FASCIA BOARDS - ZIERLEISTEN - BAGUETTE DE BORDURE 			1	43x43	4100
PSH2	FASCIA BOARDS - ZIERLEISTEN - BAGUETTE DE BORDURE 			1	43x43	2100
PSV1	FASCIA BOARDS - ZIERLEISTEN - BAGUETTE DE BORDURE 			2	43x43	2110
RB2	ROOF BEAM - DACHBALKEN - PANNE DE TOIT 			4	70x140	4484
RB1	ROOF BEAM - DACHBALKEN - PANNE DE TOIT 			4	70x140	1666
F-1	FLOOR BOARDS-FUSSBODENBRETTER-LAME DE PLANCHER		or-oder-ou	33+1 26+1	88x18 114x18	4212
F-2	FLOOR BOARDS-FUSSBODENBRETTER-LAME DE PLANCHER		or-oder-ou	33+1 26+1	88x18 114x18	1394
R-1	ROOF BOARDS - DACHBRETTER - VOLIGES		or-oder-ou	70+1 54+1	88x18 114x18	3404
FF-1	FLOOR FILLET-FUSSBODENLEISTE - CORNIERE DE FINITION DU PLANCHER				18x35	24 m.
MNL-1	STEEL HANGER STRAP - STAHLBAND - BRACELET EN ACIER			2		6500
EB-1	EAVES BOARD - TRAUFBRETT - BANDEAU DE TOIT			7	18x120	1666
EB-2	EAVES BOARD - TRAUFBRETT - BANDEAU DE TOIT			6	18x120	3505
EB-3	EAVES BOARD - TRAUFBRETT - BANDEAU DE TOIT			7	18x120	4484
ES-1	ROOF EDGE REINFORCEMENT - DACHRANDVERSTÄRKUNG - CORNIERE DE RENFORT DE BORD DE TOIT			10	30x40	280
ES-2	ROOF EDGE REINFORCEMENT - DACHRANDVERSTÄRKUNG - CORNIERE DE RENFORT DE BORD DE TOIT			10	30x40	360
ES-3	ROOF EDGE REINFORCEMENT - DACHRANDVERSTÄRKUNG - CORNIERE DE RENFORT DE BORD DE TOIT			3	30x40	4484*
SJ-1	TREADED ROD M10 - GEWINDESTANGE M10 - TIGE FILETÉE M10			1		490
SJ-2	TREADED ROD M10 - GEWINDESTANGE M10 TIGE FILETÉE M10			2		2525
SJ-3	TREADED ROD M10 - GEWINDESTANGE M10 TIGE FILETÉE M10			1		2660
GS-1	ROOFING FELT FILLET - DACHPAPPENLEISTE - BAGUETTE DE FIXATION DU FEUTRE BITUMEUX			2	18x70	3075
GS-2	ROOFING FELT FILLET - DACHPAPPENLEISTE - BAGUETTE DE FIXATION DU FEUTRE BITUMEUX			2	18x70	3350
RCM	ROOFBEAMS CONNECTING METAL - DACHBALKEN BEFESTIGUNGSMETALLE - CONNECTEUR MÉTALLIQUE POUR SOLIVES DE PLAFOND			4		
HS1	SCREW FOR WALLBEAMS CONNECTING METAL - SCHRAUBE FÜR WANDBOHLN BEFESTIGUNG METALLE -VIS POUR PATTE D'ASSEMBLAGE			24	ø3.5x35	
Name-Name-Nom	4400630		Date-Datum-Date	04.06.2021	Page-Seite-Page	2/4

Pos	4400630 Piece list - Stückliste - Liste des pieces		Q.	P (mm)	L (mm)
HS	SCREW FOR DOOR JAMB - SCHRAUBE FÜR TÜRRAHMEN - VIS DE FIXATION POUR MONTANT DE PORTE		34	ø4.5x50	
HS	SCREW FOR COVERING MOULDING - SCHRAUBE FÜR DECKUNGSPROFIL - VIS DE FIXATION POUR PROFILS DE FINITION		42	ø4.5x50	
HS	SCREW FOR EAVES BOARDS (EB) - SCHRAUBE FÜR TRAUFBRETTER (EB) - VIS DE FIXATION POUR BANDEAU DE TOIT (EB)		190	ø4.5x50	
HS	SCREW FOR ROOF EDGE REINFORCEMENT (ES) - SCHRAUBE FÜR DACHRANDVERSTÄRKUNG (ES) - VIS POUR RENFORT DE BORD DE TOIT (ES)		40	ø4.5x50	
HS	SCREW FOR POST HEIGHT ADJUSTMENT (PR) - SCHRAUBE FÜR REGULIERUNGSSCHRAUBE FÜR PFOSTEN (PR) - VIS DE FIXATION DE SUPPORT RÉGLABLE DE POTEAU (PR)		8	ø4.5x50	
HS	SCREW FOR ROOFING FELT FILLET (GS) - SCHRAUBE FÜR DACHPAPPEN-LEISTE (GS) - VIS POUR BAGUETTE FIXATION FEUTRE BITUMEUX (GS)		30	ø4.5x50	
HS	SCREW FOR ROOF EDGE REINFORCEMENT - SCHRAUBEN FÜR DACHRANDVERSTÄRKUNG - VIS POUR RENFORT DE BORD DE TOIT		21	ø4.5x70	
HS	SCREW FOR POST (P) - SCHRAUBE FÜR PFOSTEN (P) - VIS DE FIXATION DES POTEAUX (P)		2	ø4.5x70	
HS	SCREW FOR RAFTER (FR) - SCHRAUBE ZUR BEFESTIGUNG DACHSPARREN (FR) - VIS POUR CHEVRON (FR)		8	ø4.5x80	
HS	SCREW FOR COVERING MOULDING - SCHRAUBE FÜR DECKUNGSPROFIL - VIS DE FIXATION POUR PROFILS DE FINITION		34	ø4.5x80	
HS	SCREW FOR 1. WALL BEAM - SCHRAUBE FÜR 1. BOHLENREIHE - VIS DE FIXATION DES FONDATIONS		5	ø5x120	
HS	SCREW FOR FUNDAMENT (FBI) - SCHRAUBE ZUR BEFESTIGUNG FUNDAMENT (FBI) - VIS POUR FONDATION (FBI)		50	ø5x120	
HS	SCREW FOR GABLE - SCHRAUBE FÜR GIEBEL - VIS POUR FIXATION DES PIGNONS		15	ø5x120	
HS	SCREW FOR EAVES BOARDS (EB) - SCHRAUBE FÜR TRAUFBRETTER (EB) - VIS DE FIXATION POUR BANDEAU DE TOIT (EB)		14	ø5x120	
HS	SCREW FOR RAFTER (FR) - SCHRAUBE ZUR BEFESTIGUNG DACHSPARREN (FR) - VIS POUR CHEVRON (FR)		20	ø5x120	
HS	SCREW FOR 1. WALL BEAM - SCHRAUBE FÜR 1. BOHLENREIHE - VIS DE FIXATION DES FONDATIONS		5	ø6x160	
HS	SCREW FOR ROOF BEAMS - SCHRAUBE FÜR DACHBALKEN - VIS POUR PANNE DE TOIT		16	ø6x160	
HS	SCREW FOR FIXING ALU PROFILE - SCHRAUBE FÜR BEFESTIGUNG ALU PROFIL - VIS DE FIXATION ALU PROFIL		28	ø3.5x35	
HB	HAMMER BLOCK - SCHLAGHOLZ - CALLE DE FRAPPE		2		
NF	ZN NAIL FOR ROOF - ZN NÄGEL FÜR DACHBRETTER - POINTE POUR TOIT		440	ø2.5x60	
NF	ZN NAIL FOR FLOOR - ZN NÄGEL FÜR FUSSBODENBRETTER - CLOUS POUR PLANCHER		420	ø2.5x60	
NF	ZN NAIL FOR FLOOR FILLETS - ZN NÄGEL FÜR FUSSBODENLEISTEN - POINTE POUR PANNEAUX DE PLANCHER		46	ø2x40	
WB25	WALLBEAMS CONNECTING METAL - WANDBOHLNEN BEFESTIGUNG METALLE - PATTE D'ASSEMBLAGE		3	25x25	
PR	POST HEIGHT ADJUSTMENT - REGULIERUNGSSCHRAUBE FÜR PFOSTEN - SUPPORT RÉGLABLE DE POTEAU		1		

Pos	<p style="text-align: center;">4400630 Piece list - Stückliste - Liste des pieces</p>	Q.	P (mm)	L (mm)
	<p>DOOR-TÜR-PORTE, ALU</p> 	R	1 2000x2067	
	<p>DOOR-TÜR-PORTE, ALU</p> 	L	1 4000x2067	
	<p>DOOR-TÜR-PORTE, PRE</p> 	R	1 900x2120	
	<p>* Bitte selber anpassen (Falls nötig) Cut into lenght on site (If needed)</p>			
Name-Name-Nom	4400630	Date-Datum-Date	04.06.2021	Page-Seite-Page 4/4