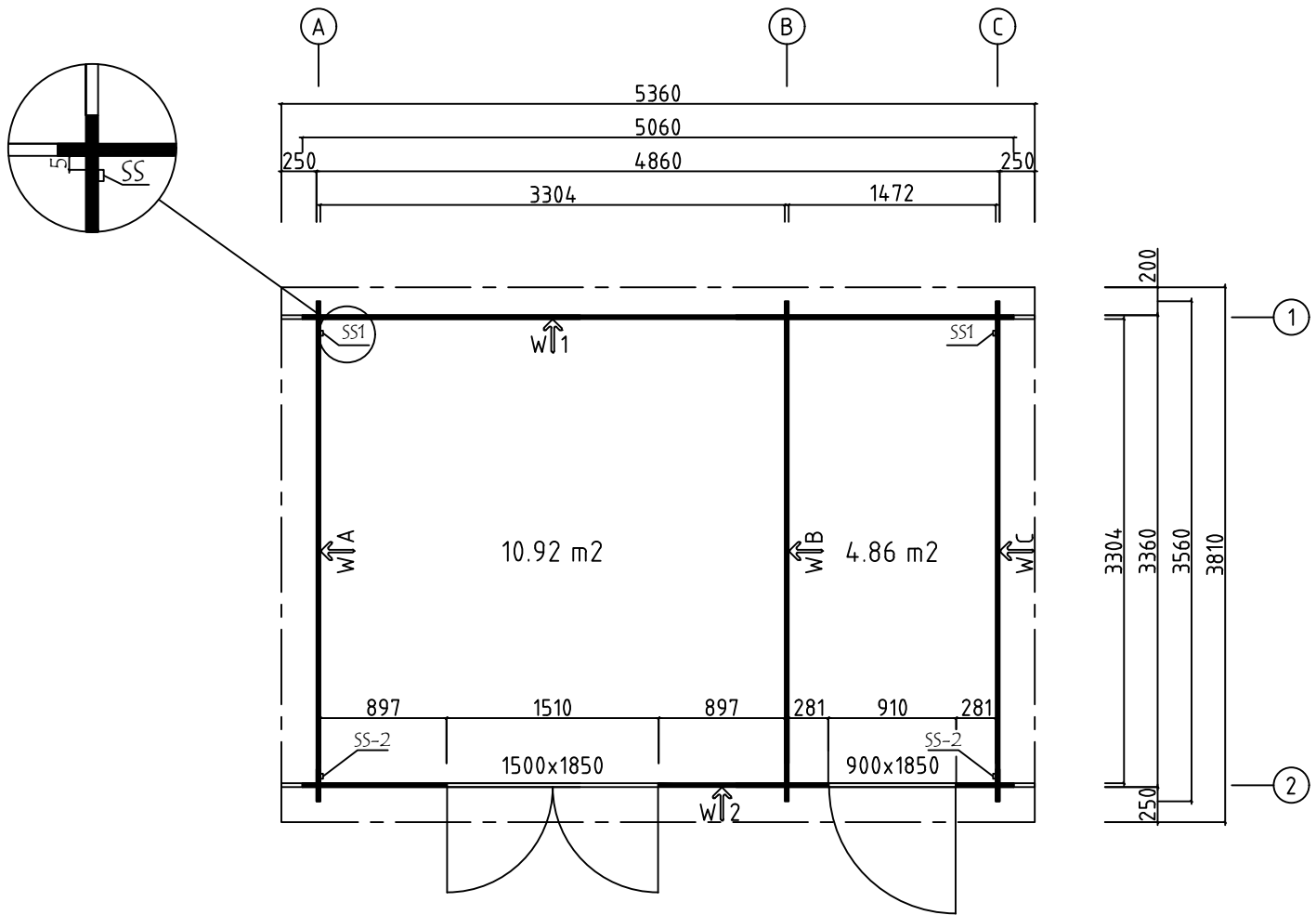
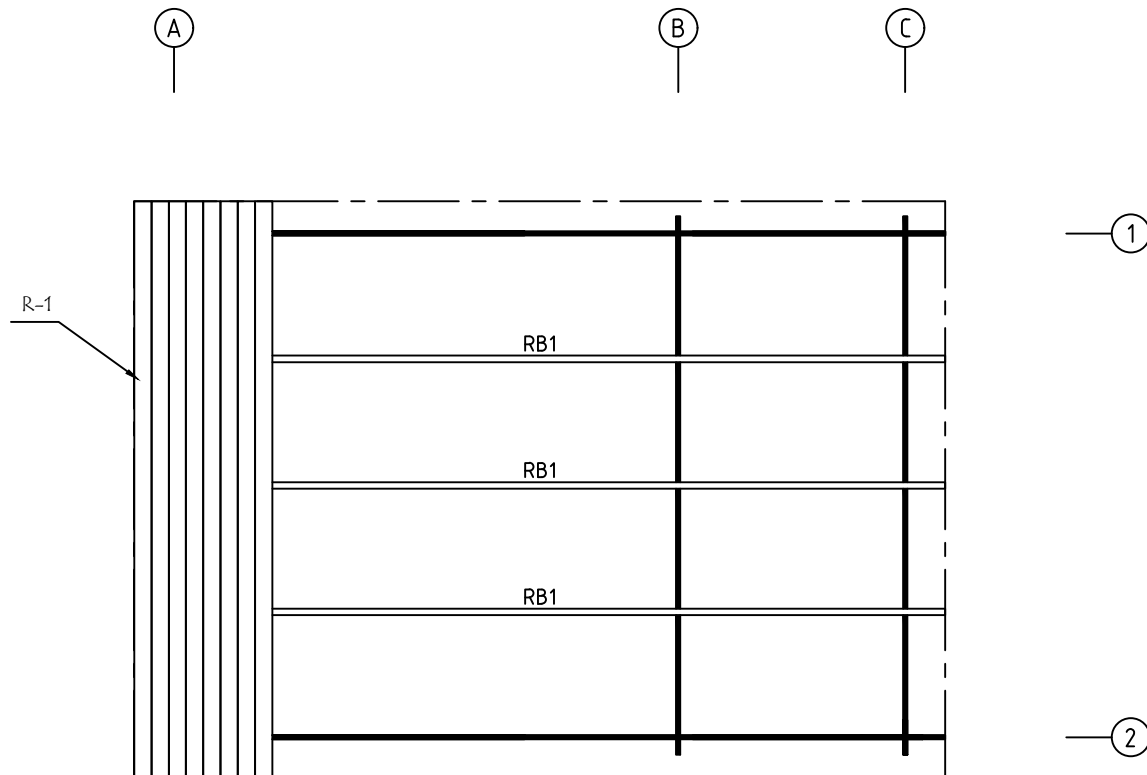


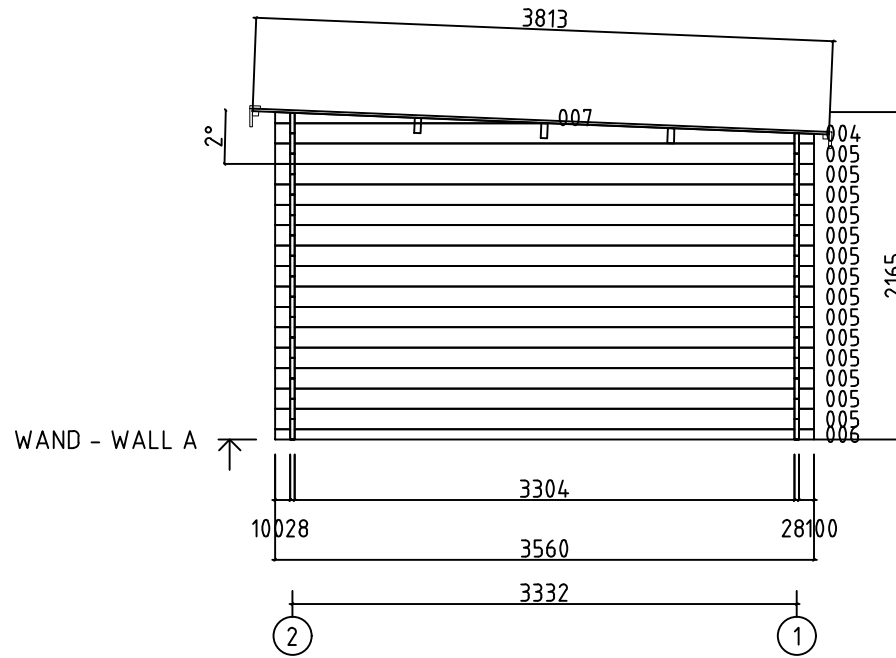
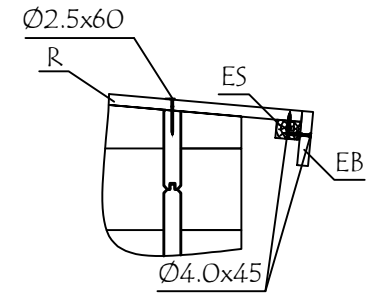
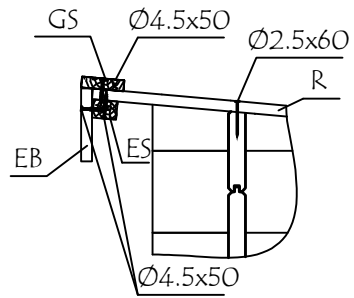
Model	2818380	Seite/Page	1
Zeichnung/Drawing	3D	Maßstab/Scale	1:50
Profil/Profile	28X135	Datum/Date	30.01.2026
Zeichner/Drafter	SRM	File	2818380_KJ.dwg



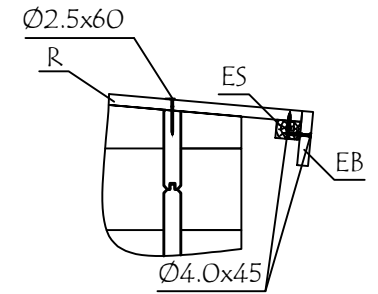
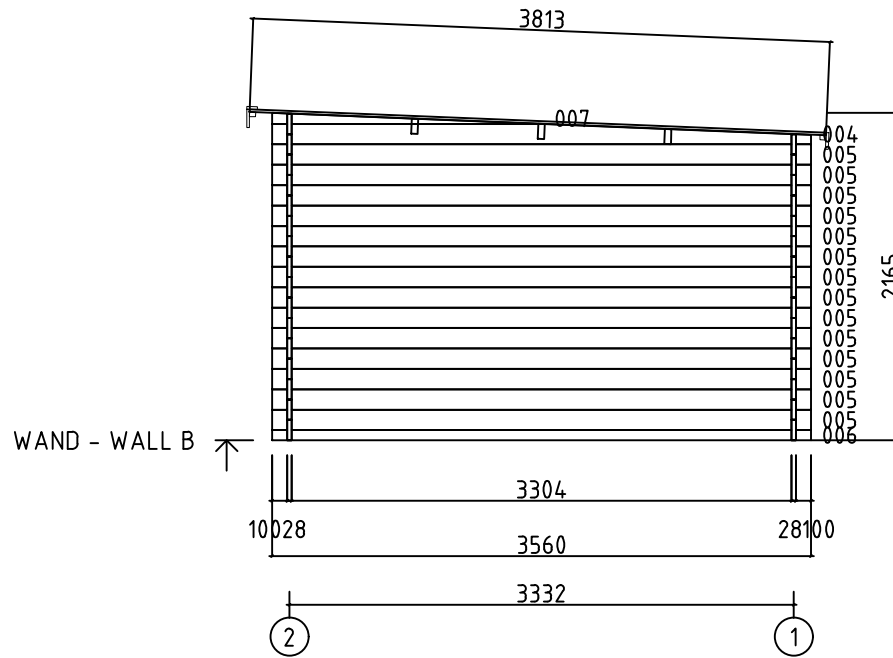
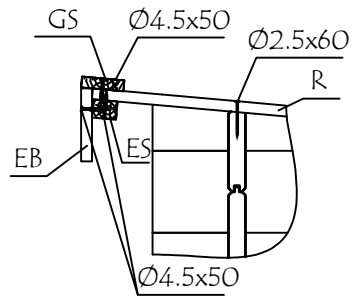
Model	2818380	Seite/Page	2
Zeichnung/Drawing	GRUNDPLAN - GRUNDPLAN	Maßstab/Scale	1:50
Profil/Profile	28X135	Datum/Date	30.01.2026
Zeichner/Drafter	SRM	File	2818380_KJ.dwg



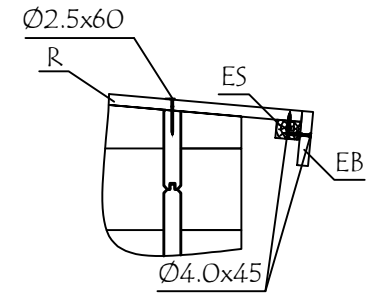
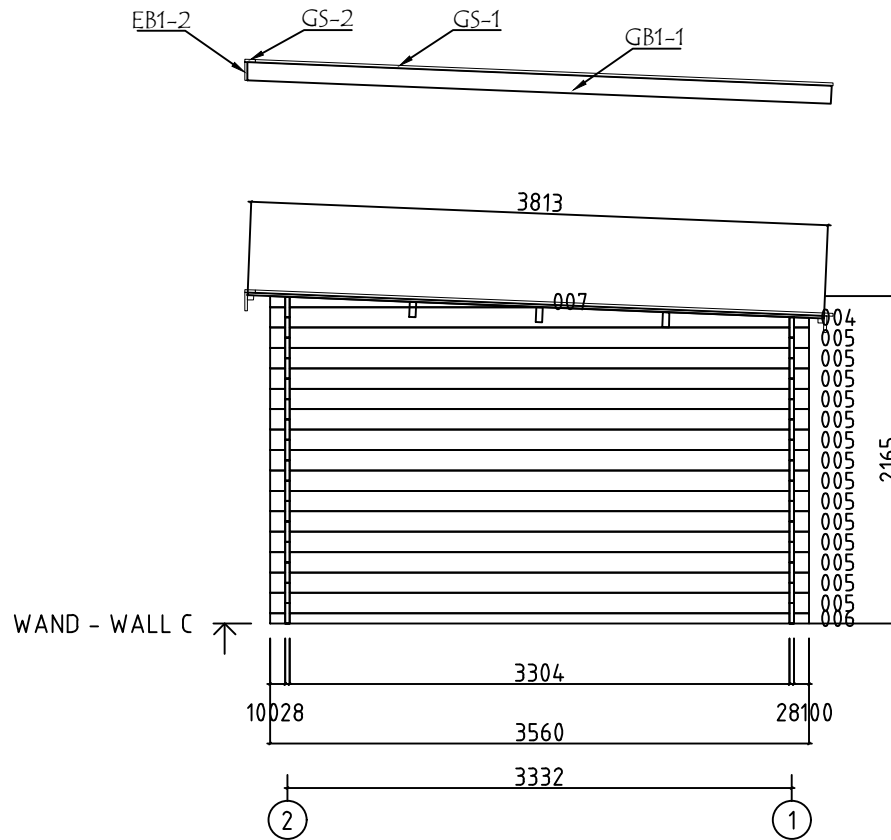
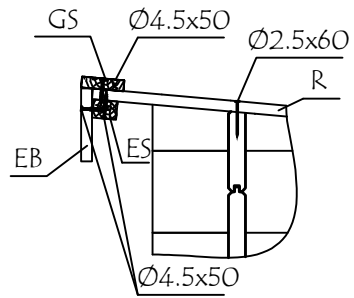
Model	2818380	Seite/Page	3
Zeichnung/Drawing	DACH-PLAN - ROOF PLAN	Maßstab/Scale	1:50
Profil/Profile	88X18 oder- or 114X18 / 43X140	Datum/Date	30.01.2026
Zeichner/Drafter	SRM	File	2818380_KJ.dwg



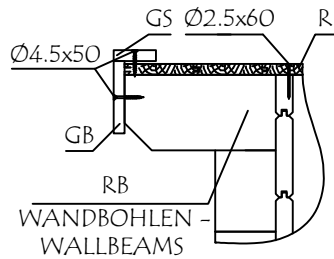
Model	2818380	Seite/Page	4
Zeichnung/Drawing	WAND - WALL A	Maßstab/Scale	1:50
Profil/Profile	28X135	Datum/Date	30.01.2026
Zeichner/Drafter	SRM	File	2818380_KJ.dwg



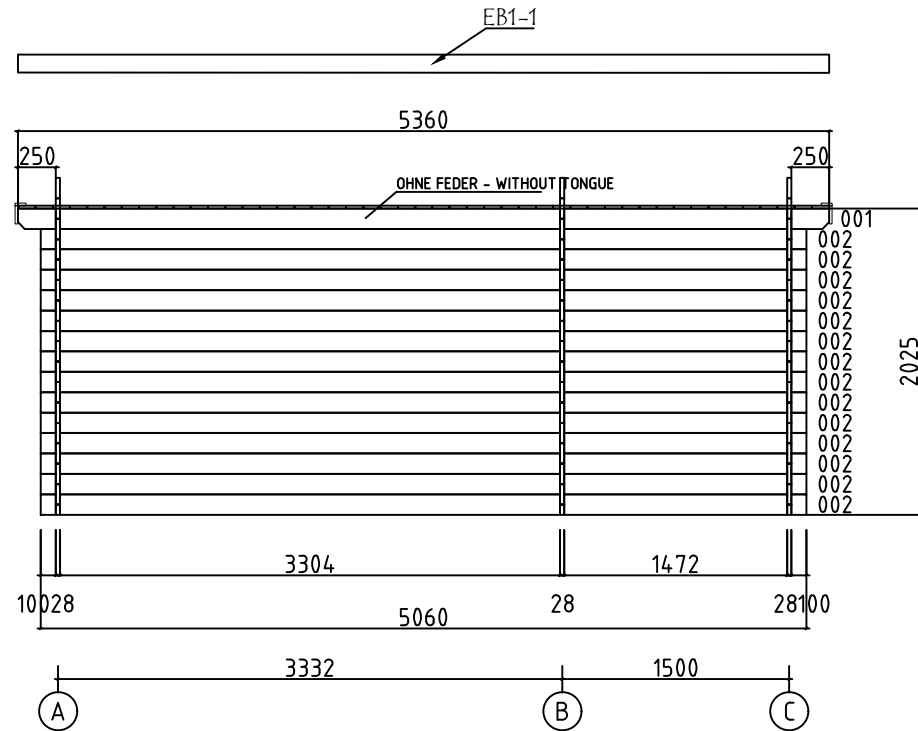
Model	2818380	Seite/Page	5
Zeichnung/Drawing	WAND - WALL B	Maßstab/Scale	1:50
Profil/Profile	28X135	Datum/Date	30.01.2026
Zeichner/Drafter	SRM	File	2818380_KJ.dwg



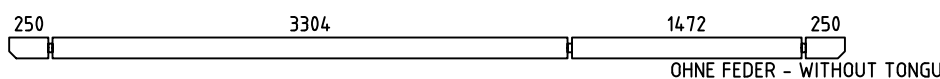







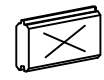
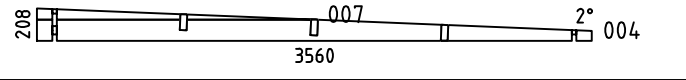

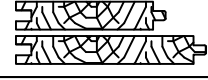




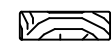
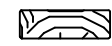

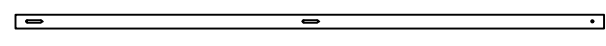



Model	2818380	Seite/Page	6
Zeichnung/Drawing	WAND - WALL C	Maßstab/Scale	1:50
Profil/Profile	28X135	Datum/Date	30.01.2026
Zeichner/Drafter	SRM	File	2818380_KJ.dwg






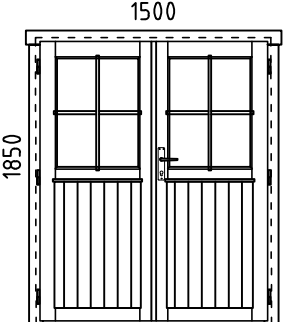
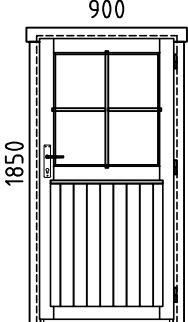



WAND - WALL 1 ↗



Model	2818380	Seite/Page	7
Zeichnung/Drawing	WAND - WALL 1	Maßstab/Scale	1:50
Profil/Profile	28X135	Datum/Date	30.01.2026
Zeichner/Drafter	SRM	File	2818380_KJ.dwg

Pos	Bestimmung-Specification 2818380	Stck Pcs.	Profil Profile (mm)	Länge Length (mm)	
001	 OHNE FEDER - WITHOUT TONGUE	2	28x135	5360	
002		15	28x135	5060	
003	 ERZATZBOHLE - SPARE BEAM	1	28x135	5060	
005		42	28x135	3560	
006		3	28x68	3560	
008		14	28x135	1206	
009		14	28x135	1025	
010		14	28x135	409	
SH	SCHLAGHOLZ - HAMMER BLOCK 28 MM 	2	28X135	300	
WA-1 WB-1 WC-1		1 1 1	28X208	3560	
RB1	DACHBALKEN - ROOF BEAM 	3	43x140	5360	
R-1	DACHBRETTER - ROOF BOARDS 88mm or-oder 114mm 	61+1 48+1	88x18 114x18	3815	
GB1-1	GIEBELLEISTE - GABLE MOULDING 	2	18x120	3865	
EB1-1	TRAUFBRETTER - EAVES BOARD 	1	18x120	5360	
EB1-2	TRAUFBRETTER - EAVES BOARD 	1	18x120	5396	
ES-1	TRAUFELEISTE - EAVES STRIPS 	2	30x40	5360	
GS-1	GIEBELDECKLEISTE - GABLE COVER STRIPS 	2	18x70	3820	
GS-2	GIEBELDECKLEISTE - GABLE COVER STRIPS 	1	18x70	5396	
SS-1	STURMLEISTE - STORM PROTECTION 	2	18x35	1920	
SS-2	STURMLEISTE - STORM PROTECTION 	2	18x35	2040	
HS	SCHRAUBEN FÜR GIEBELLEISTE - SCREWS FOR GABLE MOULDING GB 	16	Ø4.5X50		
HS	SCHRAUBEN FÜR TRAUFBRETTER - SCREWS FOR EAVES BOARD EB 	24	Ø4.5X50		
HS	SCHRAUBEN FÜR TRAUFELEISTE - SCREWS FOR EAVES STRIPS ES 	24	Ø4.5X50		
Model	2818380	Datum/Date	30.01.2026	Seite/Page	1/2

Pos	Bestimmung-Specification 2818380		Stck Pcs.	Profil Profile (mm)	Länge Length (mm)
HS	SCHRAUBEN FÜR GIEBELDECKLEISTEN - SCREWS FOR GABLE COVER STRIPS GS		28	Ø4.5X50	
HS	SCHRAUBEN FÜR DACHBALKEN - SCREWS FOR ROOF BEAM RB		6	Ø6X160	
HS	SCHRAUBEN FÜR STURMLEISTE - SCREWS FOR STORM PROTECTION SS		12	Ø6X40	
NF	NÄGEL FÜR DACHBRETTER - NAILS FOR ROOF BOARDS R		480	Ø2.5X60	
KL	DICHTSCHEIBE FÜR STURMLEISTE - WASHER FOR STORM PROTECTION SS		12		
AST	TÜR - DOOR DIN RECHTS/RIGHT HANDED		1	1500x1850	
AST	TÜR - DOOR DIN RECHTS/RIGHT HANDED		1	900x1850	
	BITTE SELBER ANPASSEN (FALLS NÖTIG)! - CUT INTO LENGTH ON SITE (IF NEEDED)!				
Model	2818380	Datum/Date	30.01.2026	Seite/Page	2/2