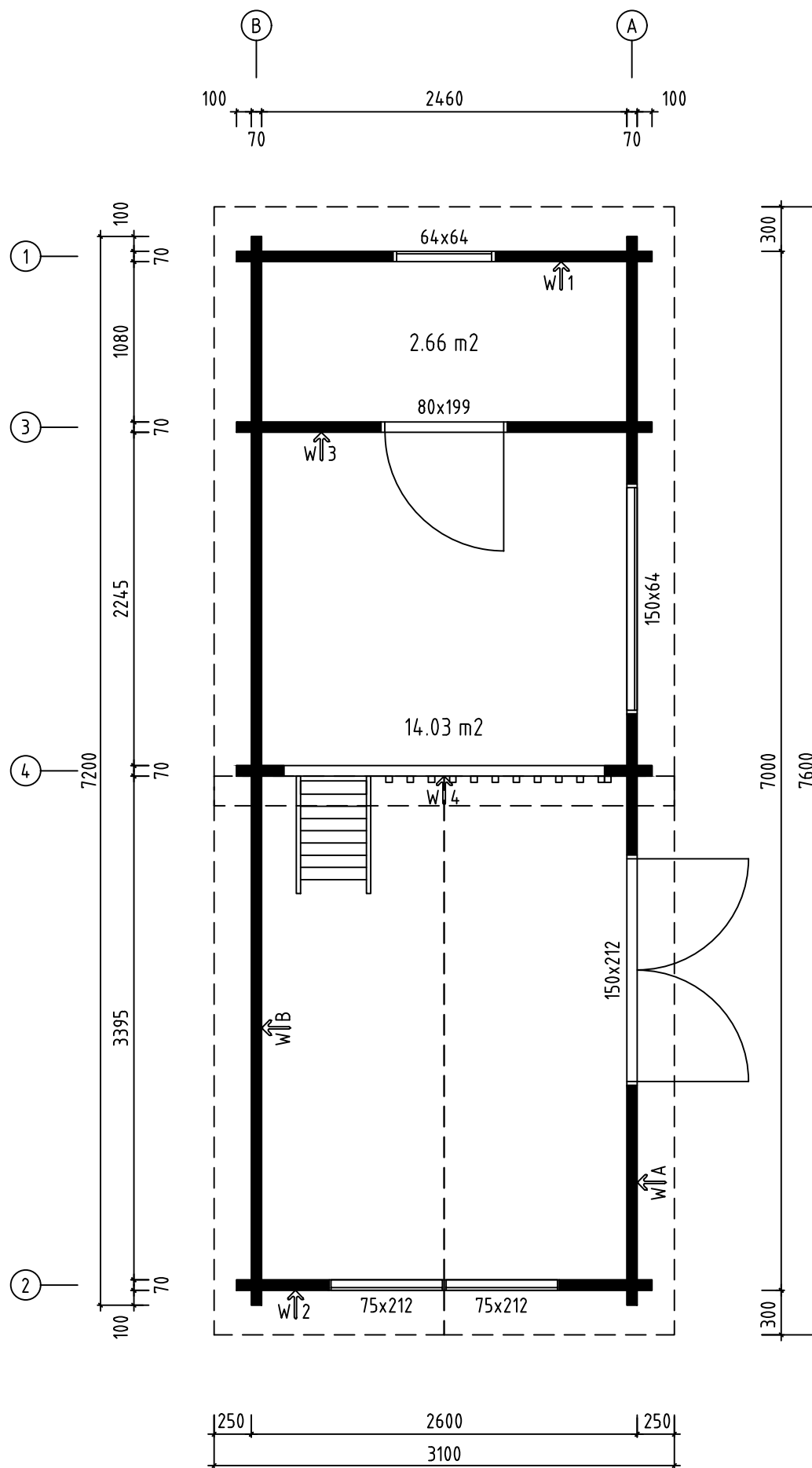
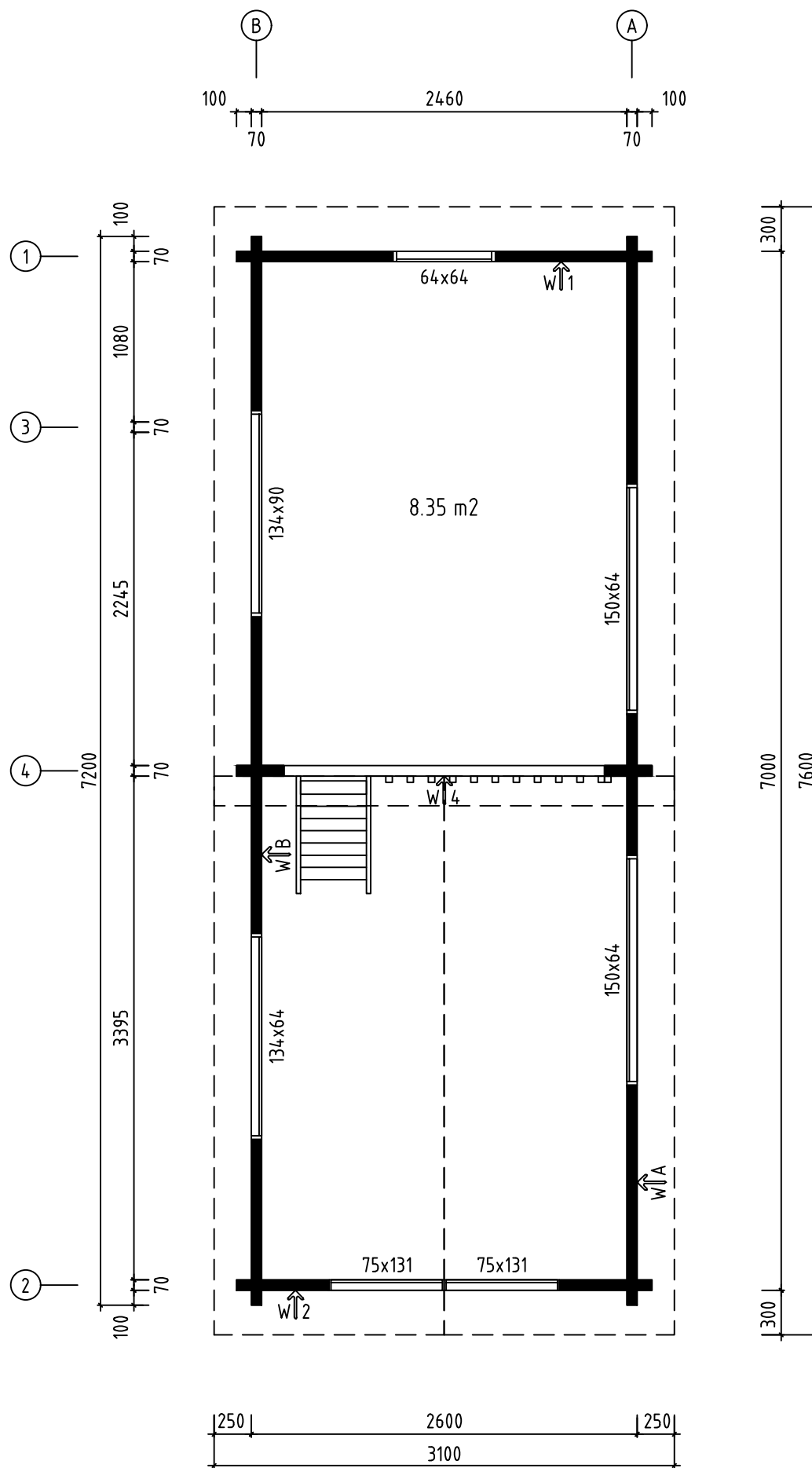


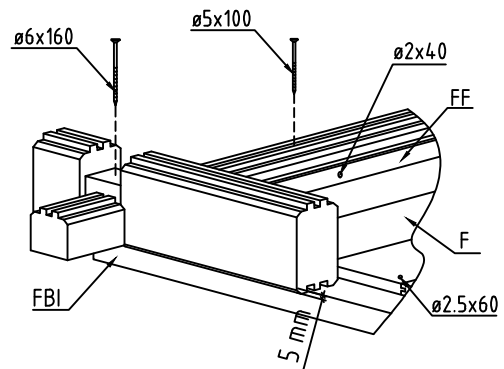
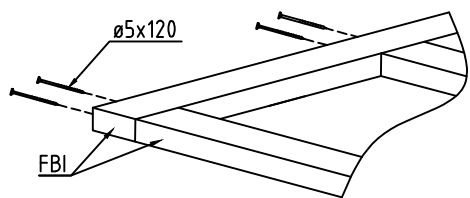
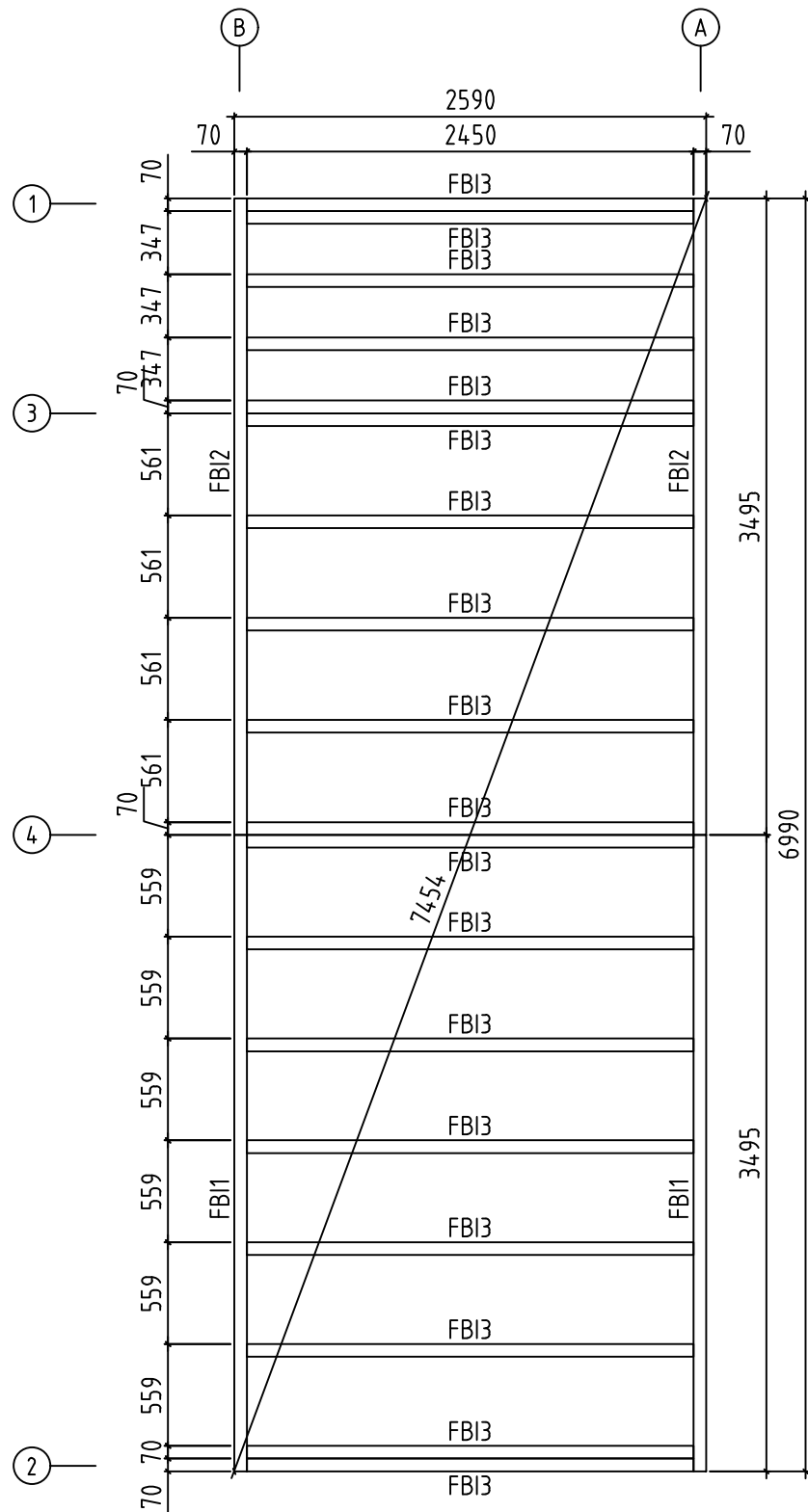
Name-Name-Nom 7049621	Page-Seite-Page 1
View-Aussicht-Vue 3D	Scale-Maßstab-Echelle 1:40
Material-Material-Matériel 70x135	Date-Datum-Date 02.10.2025
Drafter-Zeichner-Rédacteur EJ	File



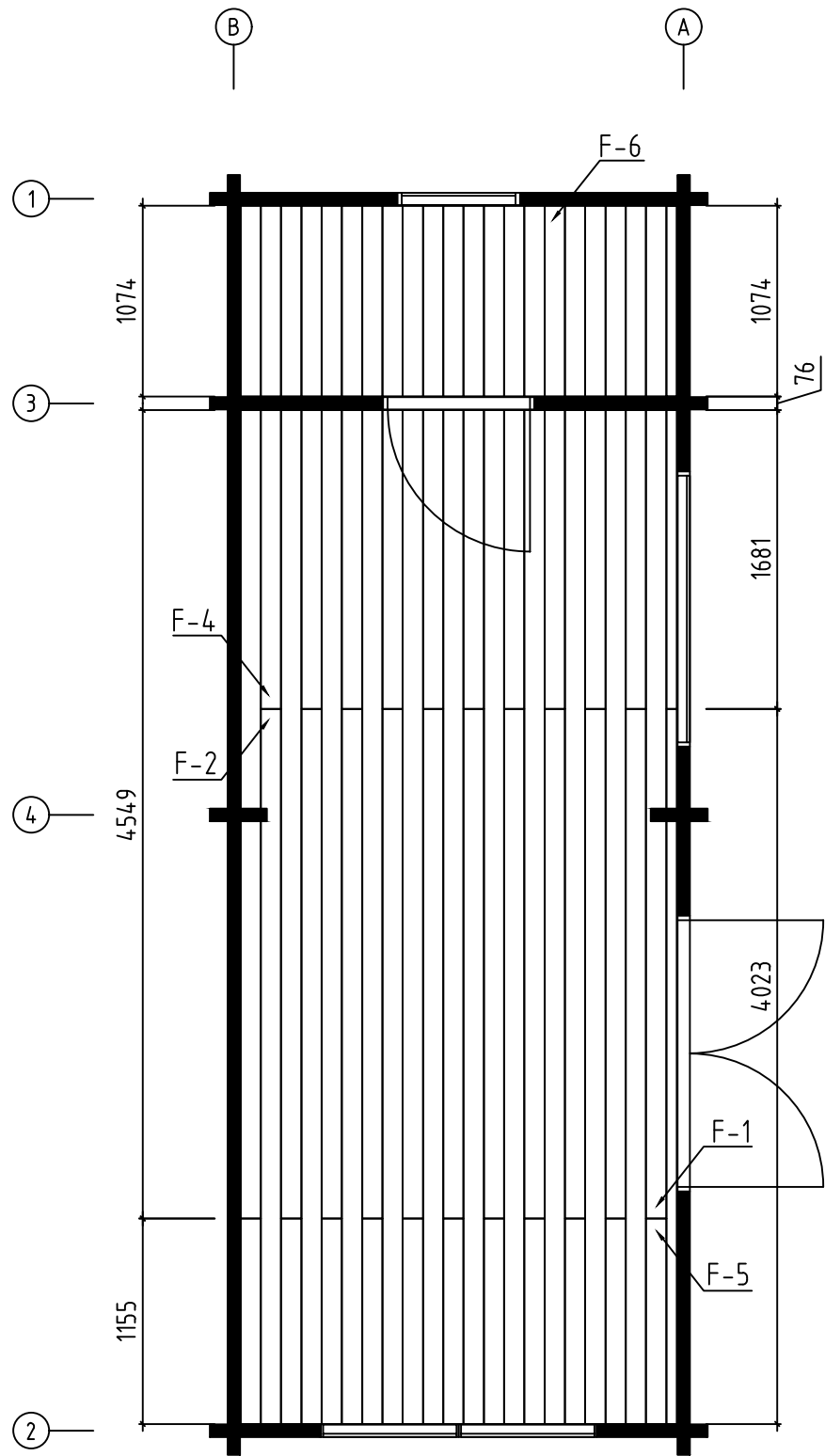
Name-Name-Nom 7049621		Page-Seite-Page 2
View-Aussicht-Vue GROUNDPLAN - GRUNDPLAN - PLAN DE MASSE		Scale-Maßstab-Echelle 1:40
Material-Material-Matériel 70x135		Date-Datum-Date 02.10.2025
Drafter-Zeichner-Rédacteur EJ	File	



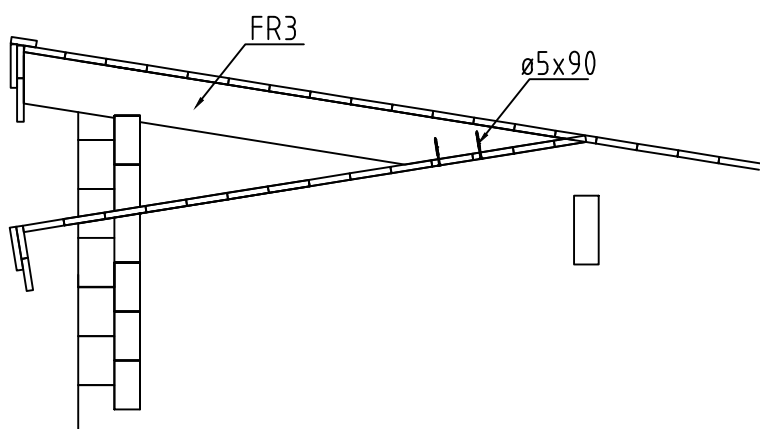
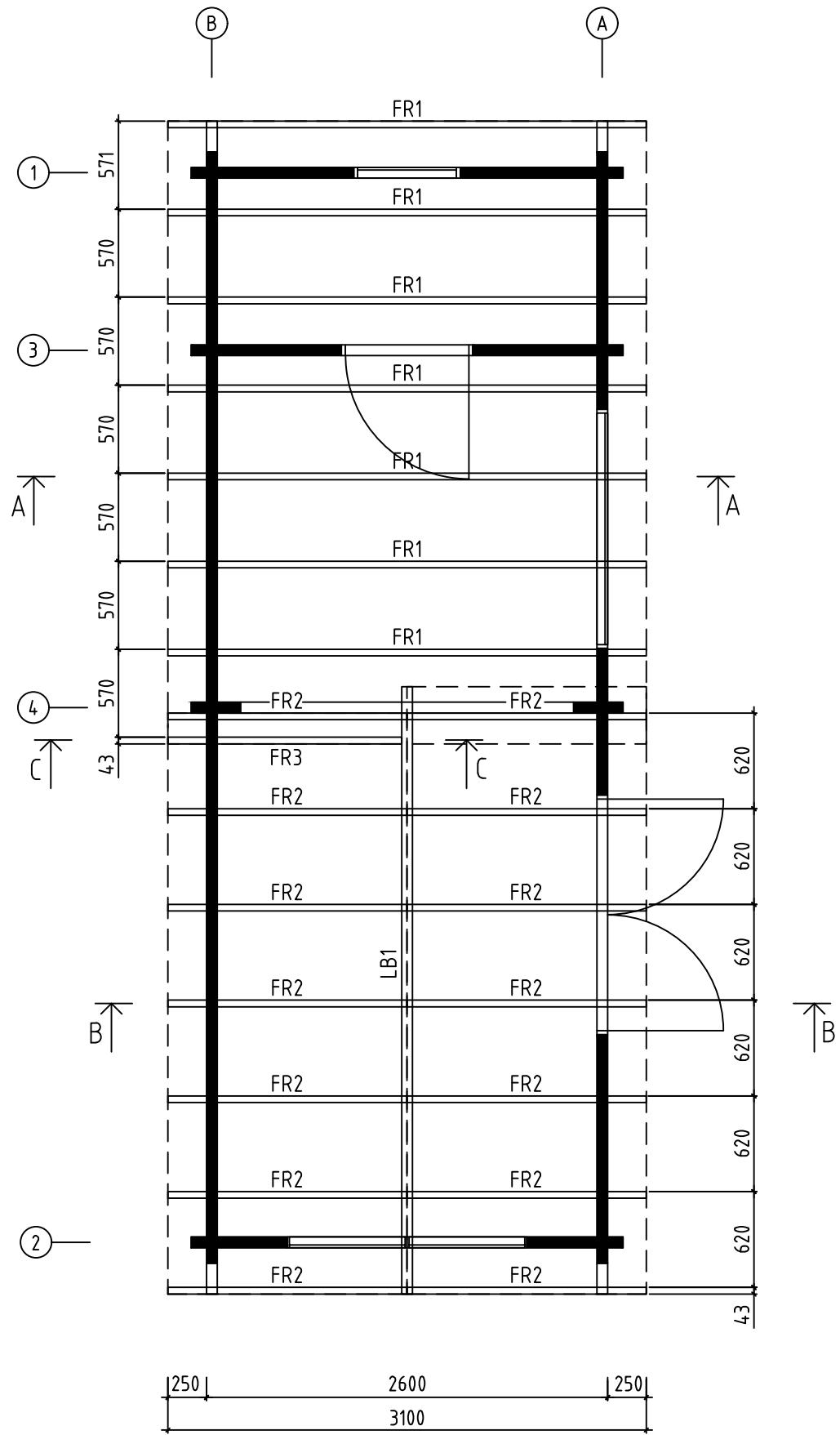
Name-Name-Nom 7049621		Page-Seite-Page 3
View-Aussicht-Vue GROUNDPLAN - GRUNDPLAN - PLAN DE MASSE		Scale-Maßstab-Echelle 1:40
Material-Material-Matériel 70x135		Date-Datum-Date 02.10.2025
Drafter-Zeichner-Rédacteur EJ	File	



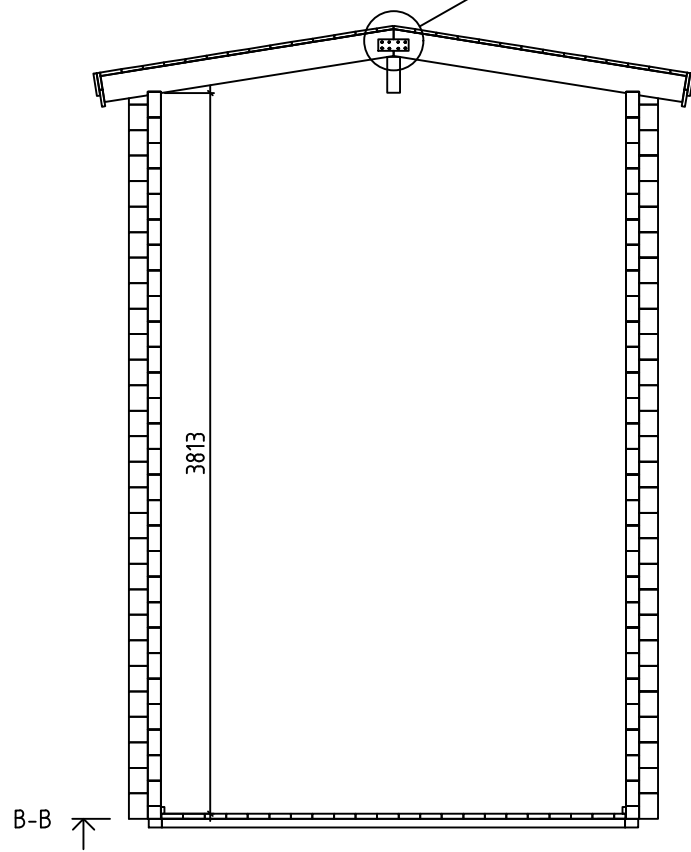
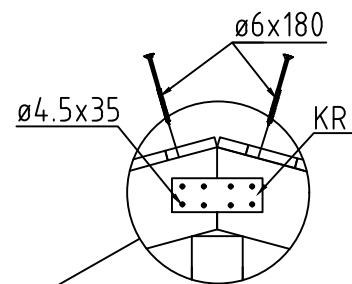
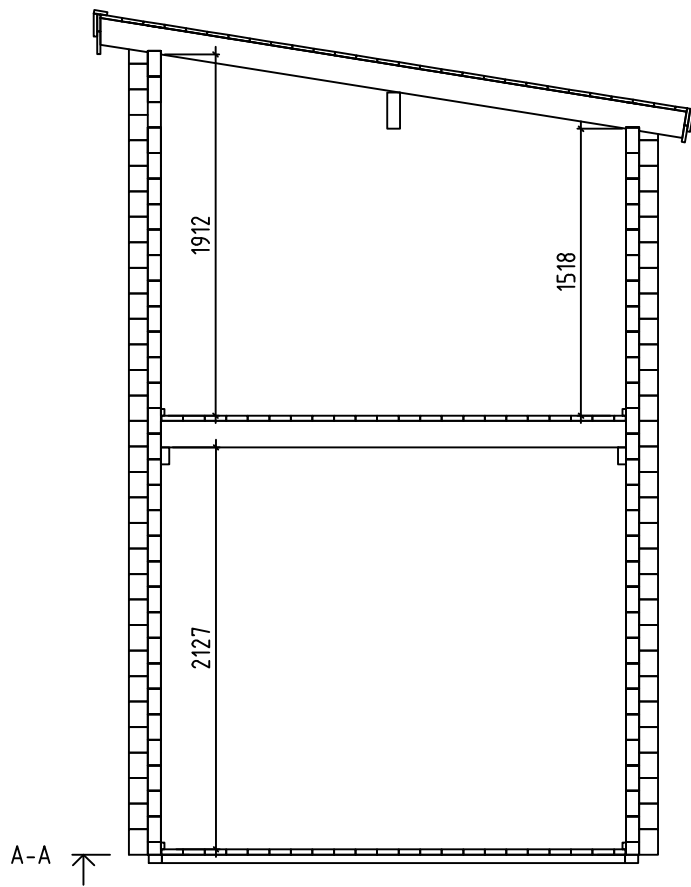
Name-Name-Nom 7049621		Page-Seite-Page 4
View-Aussicht-Vue FOUNDATION - FUNDAMENT - FONDATION		Scale-Maßstab-Echelle 1:40
Material-Material-Matériel 70x135		Date-Datum-Date 02.10.2025
Drafter-Zeichner-Rédacteur EJ	File	



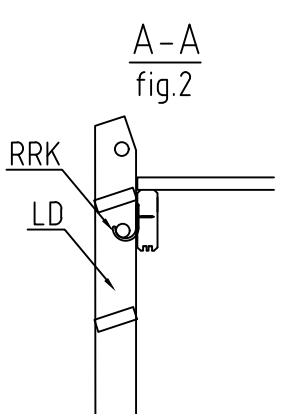
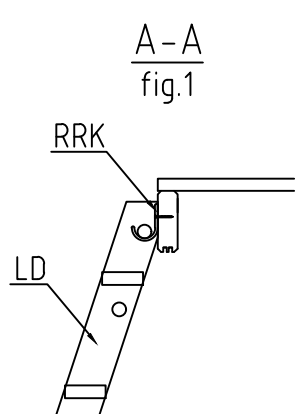
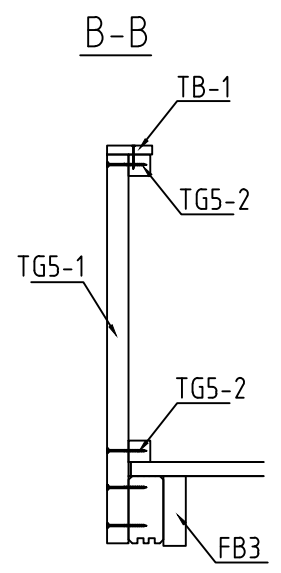
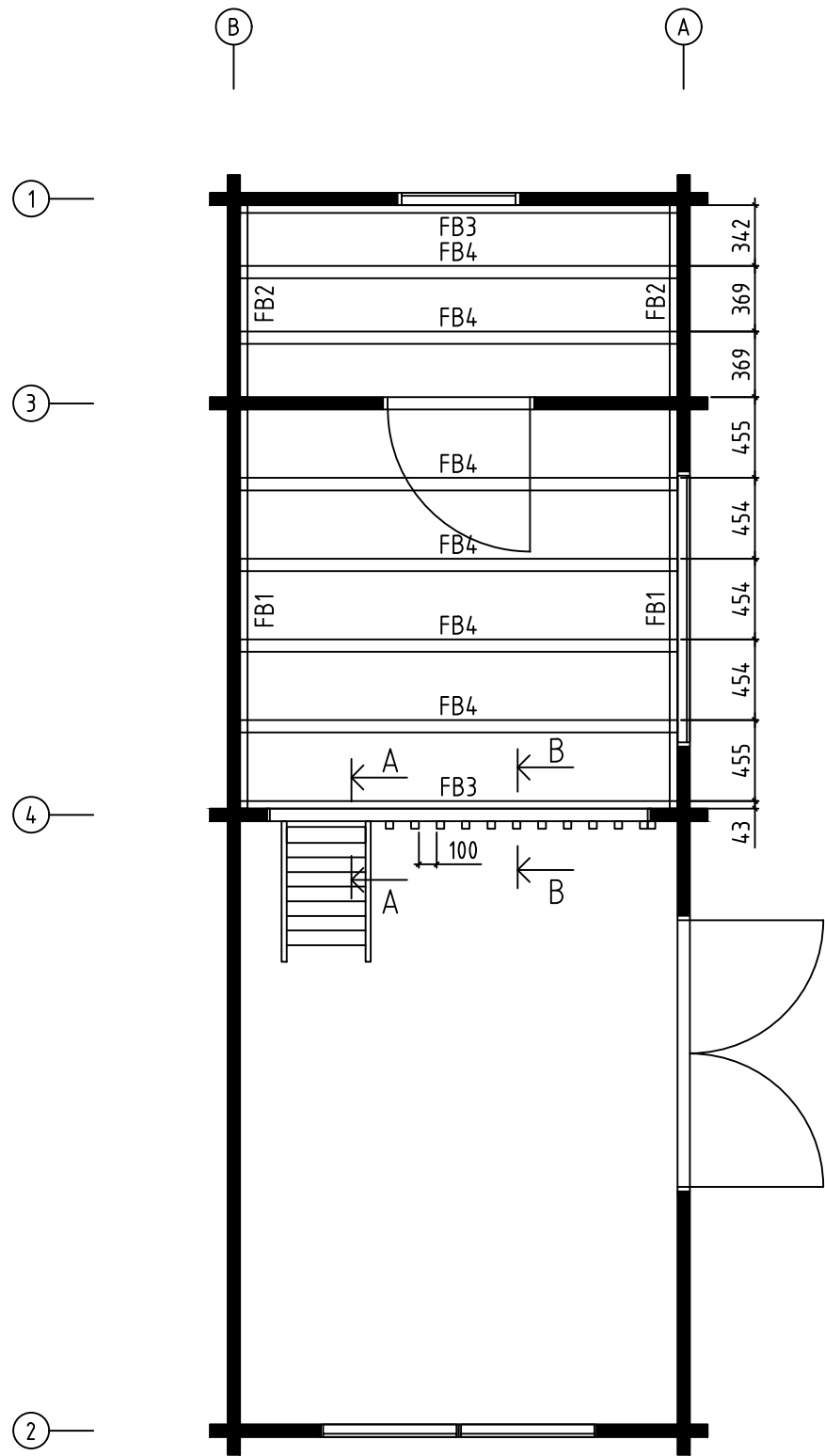
Name-Name-Nom 7049621		Page-Seite-Page 5
View-Aussicht-Vue FLOOR BOARDS-FUSSBODENBRETTER-LAME DE PLANCHER		Scale-Maßstab-Echelle
Material-Material-Matériel 70x135		Date-Datum-Date 02.10.2025
Drafter-Zeichner-Rédacteur EJ	File	



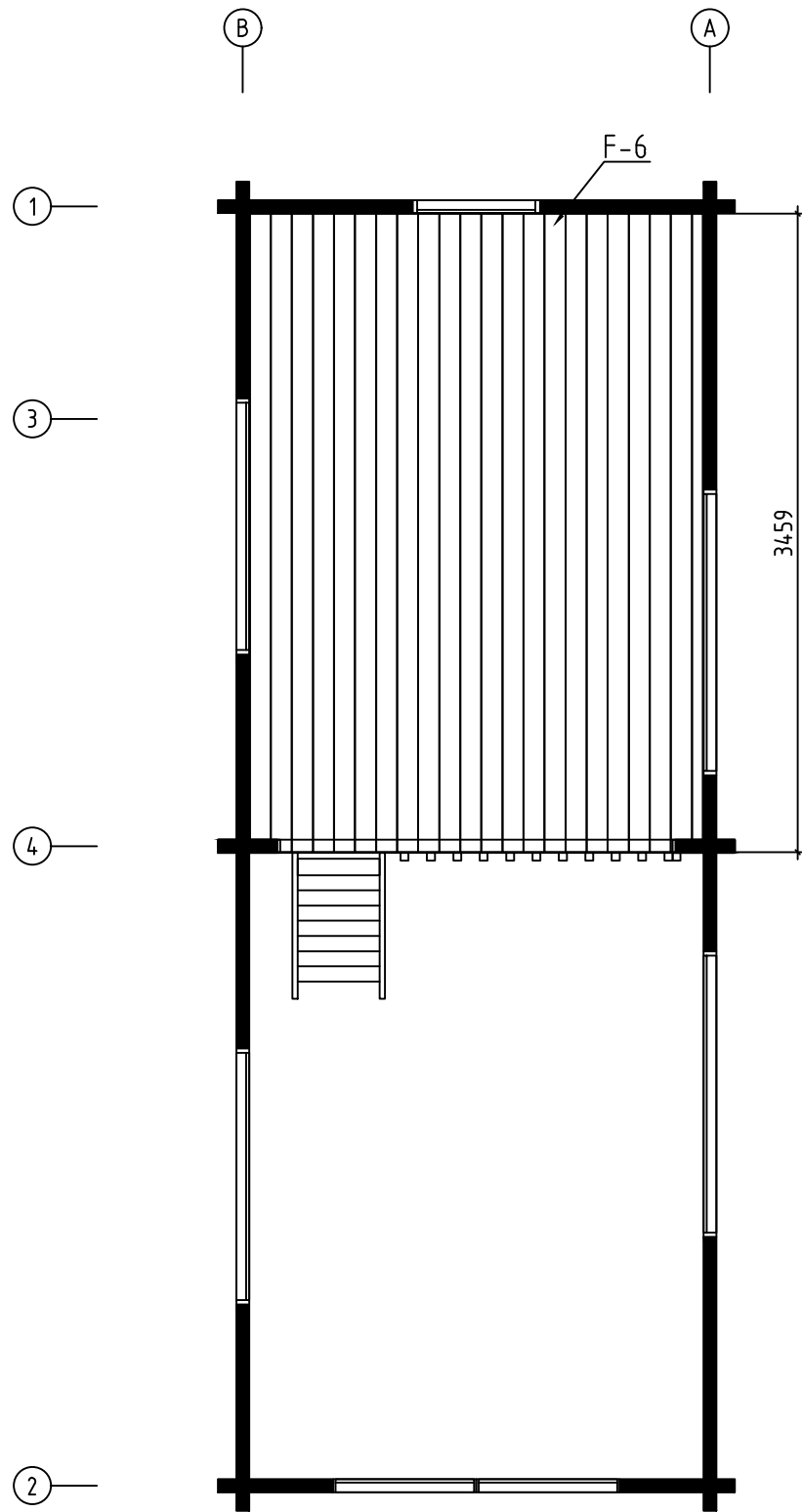
Name-Name-Nom 7049621		Page-Seite-Page 6
View-Aussicht-Vue RAFTERS PLAN - DACHSPARREN - PLAN DE CHEVRON		Scale-Maßstab-Echelle 1:40
Material-Material-Matériau 70x135		Date-Datum-Date 02.10.2025
Drafter-Zeichner-Rédacteur EJ	File	



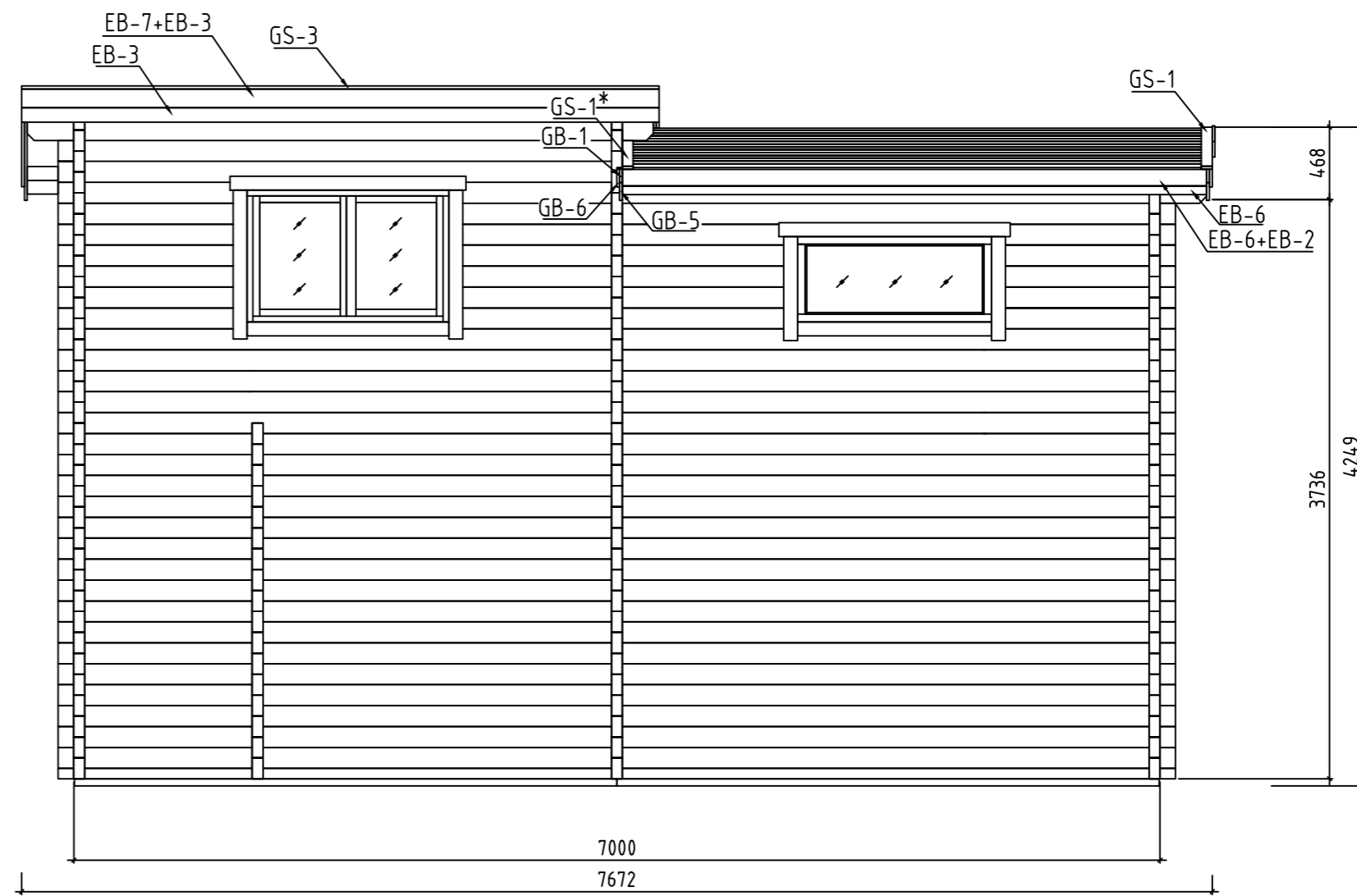
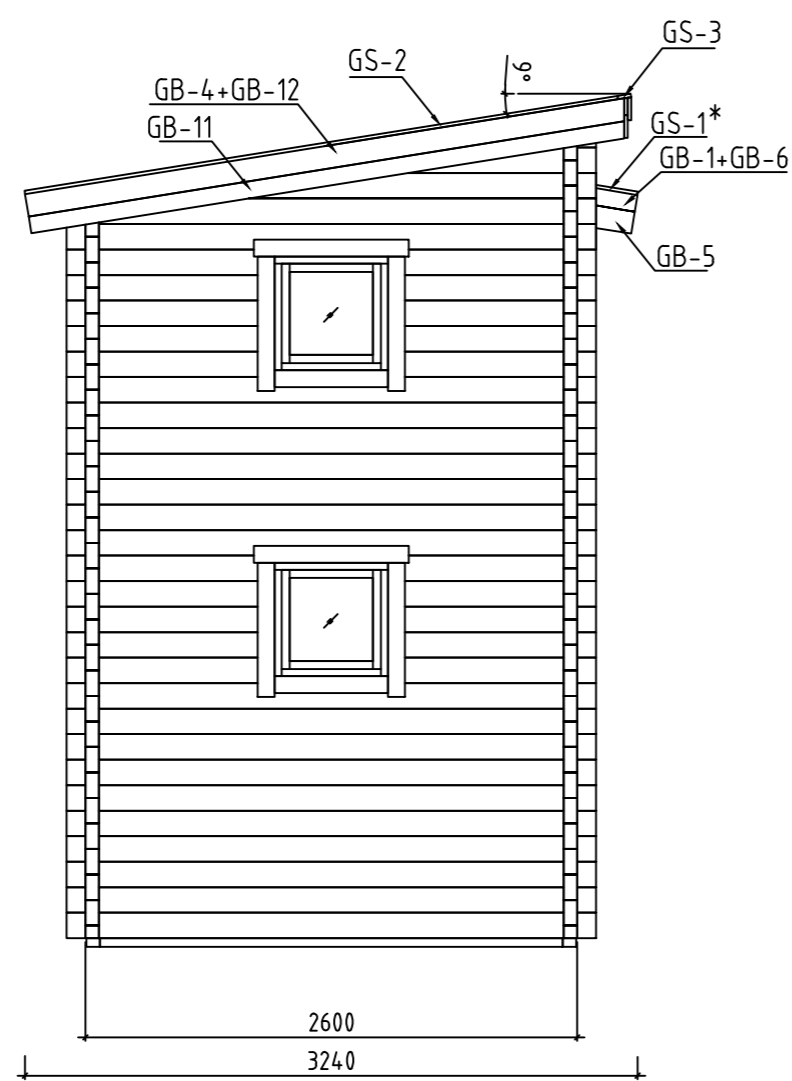
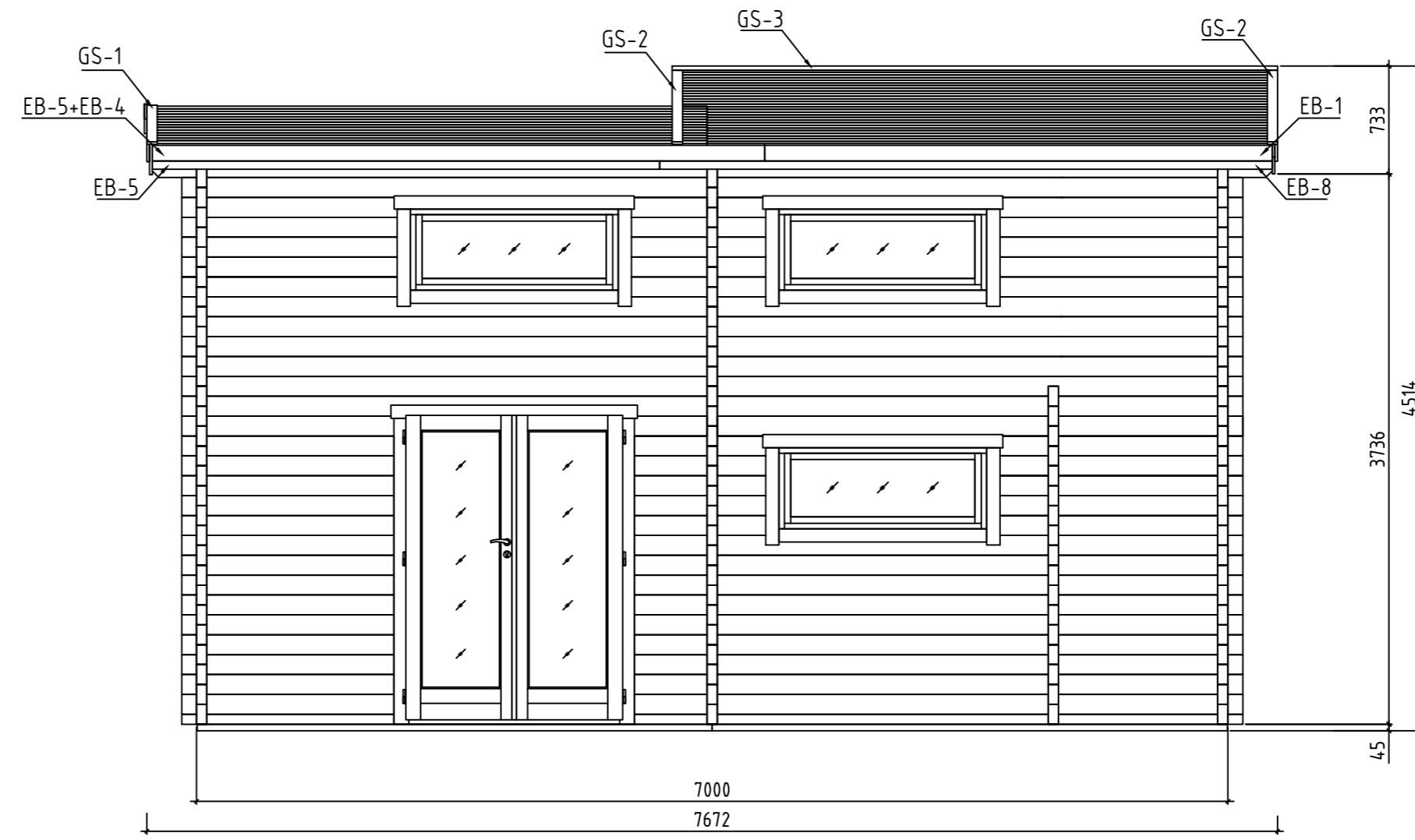

Name-Name-Nom 7049621		Page-Seite-Page 7
View-Aussicht-Vue A-A, B-B		Scale-Maßstab-Echelle 1:40
Material-Material-Matériel 70x135		Date-Datum-Date 02.10.2025
Drafter-Zeichner-Rédacteur EJ	File	



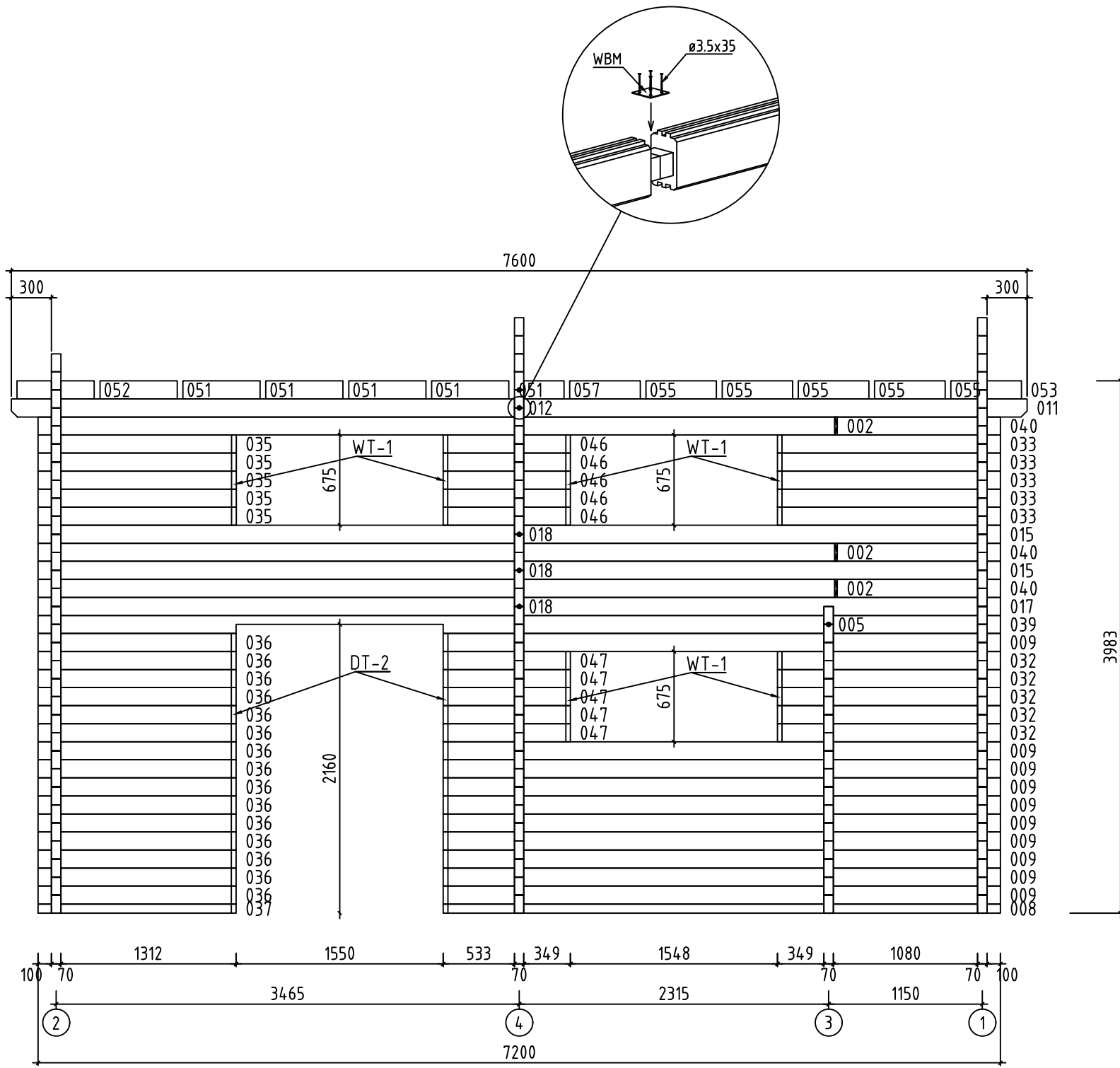
Name-Name-Nom 7049621		Page-Seite-Page 8
View-Aussicht-Vue MEZZANINE FLOOR JOISTS -HALBGESCHOSS BALKEN		Scale-Maßstab-Echelle 1:40
Material-Material-Matériau 70x135		Date-Datum-Date 02.10.2025
Drafter-Zeichner-Rédacteur EJ	File	



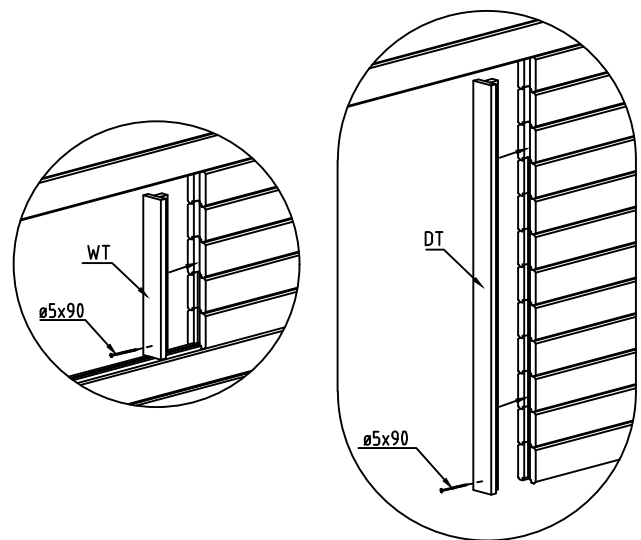
Name-Name-Nom 7049621		Page-Seite-Page 9
View-Aussicht-Vue FLOOR BOARDS-FUSSBODENBRETTER-LAME DE PLANCHER		Scale-Maßstab-Echelle
Material-Material-Matériau 70x135		Date-Datum-Date 02.10.2025
Drafter-Zeichner-Rédacteur EJ	File	



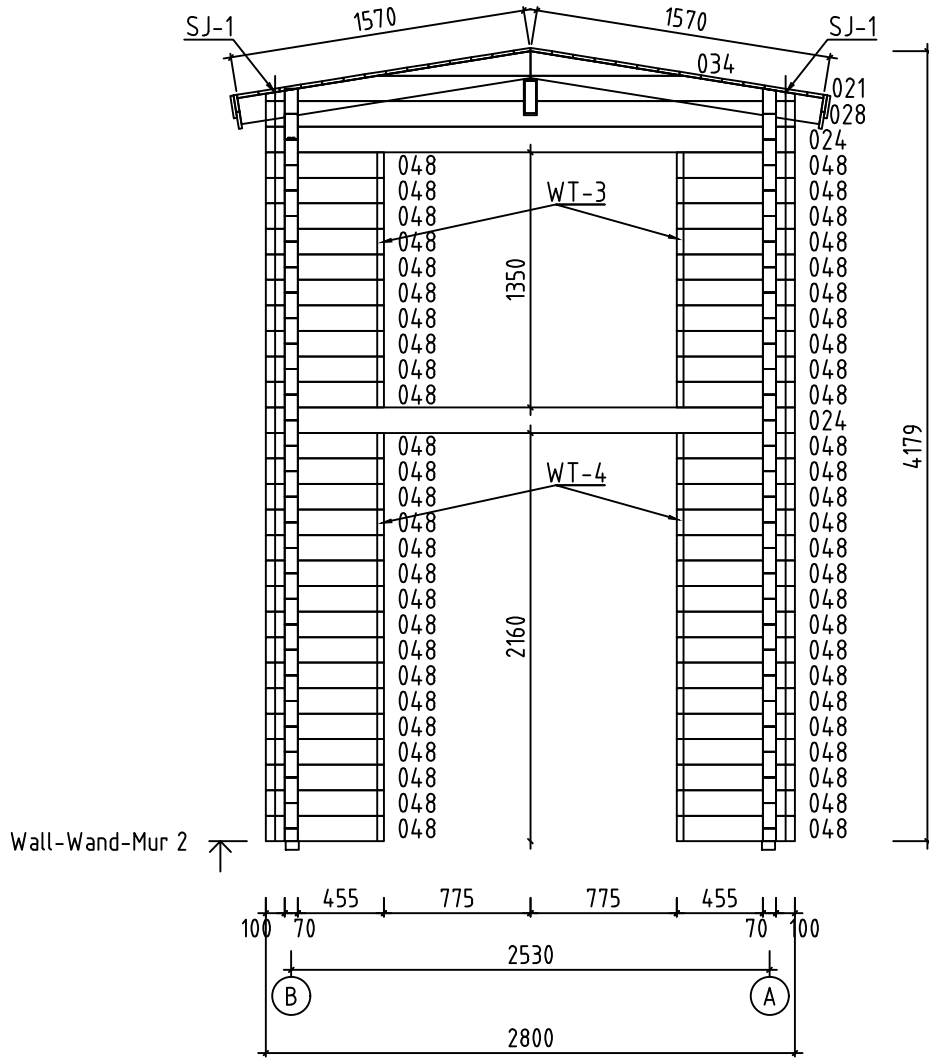
Name-Name-Nom	7049621	Page-Seite-Page	10
View-Aussicht-Vue	VIEWS-ANSICHTEN-VUE DES MURS	Scale-Maßstab-Echelle	1:4.0
Material-Material-Matériau	70x135	Date-Datum-Date	02.10.2025
Drafter-Zeichner-Rédacteur	EJ	File	



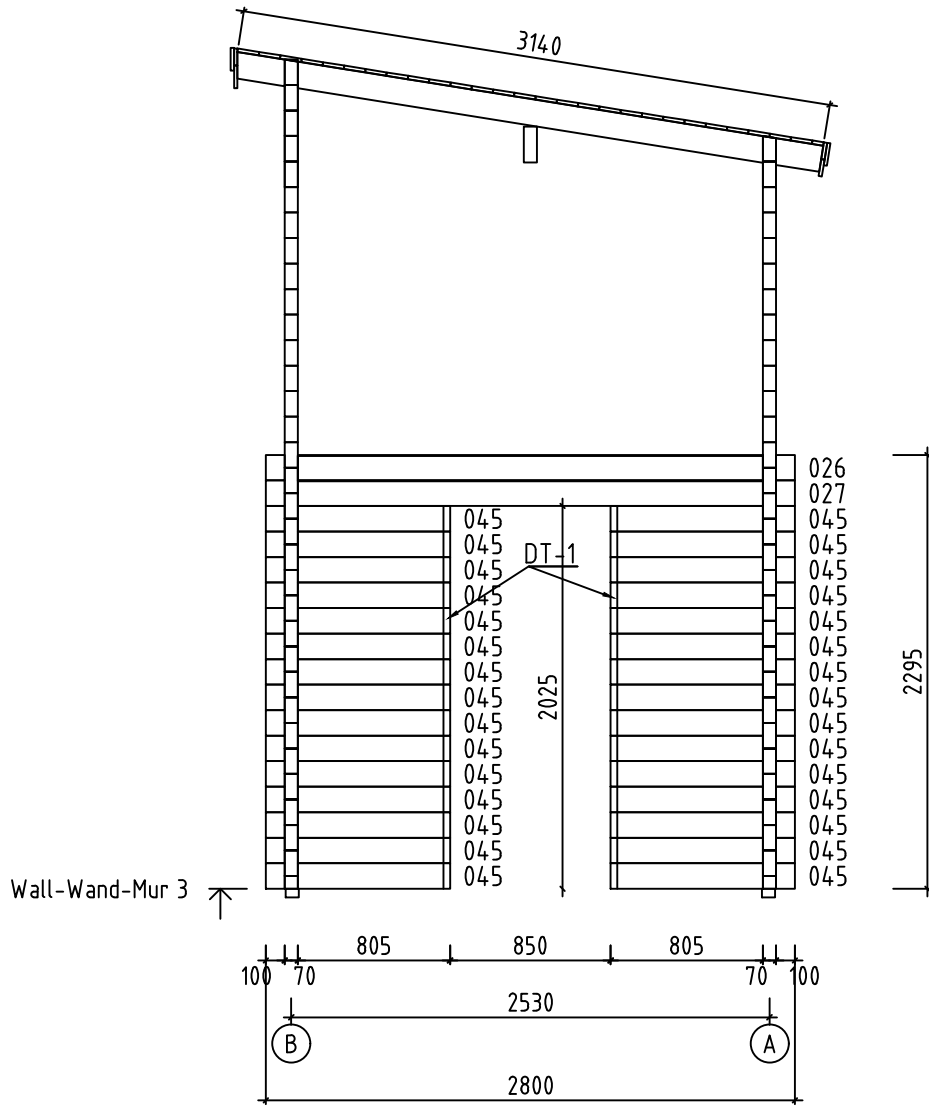
Wall-Wand-Mur A ↗



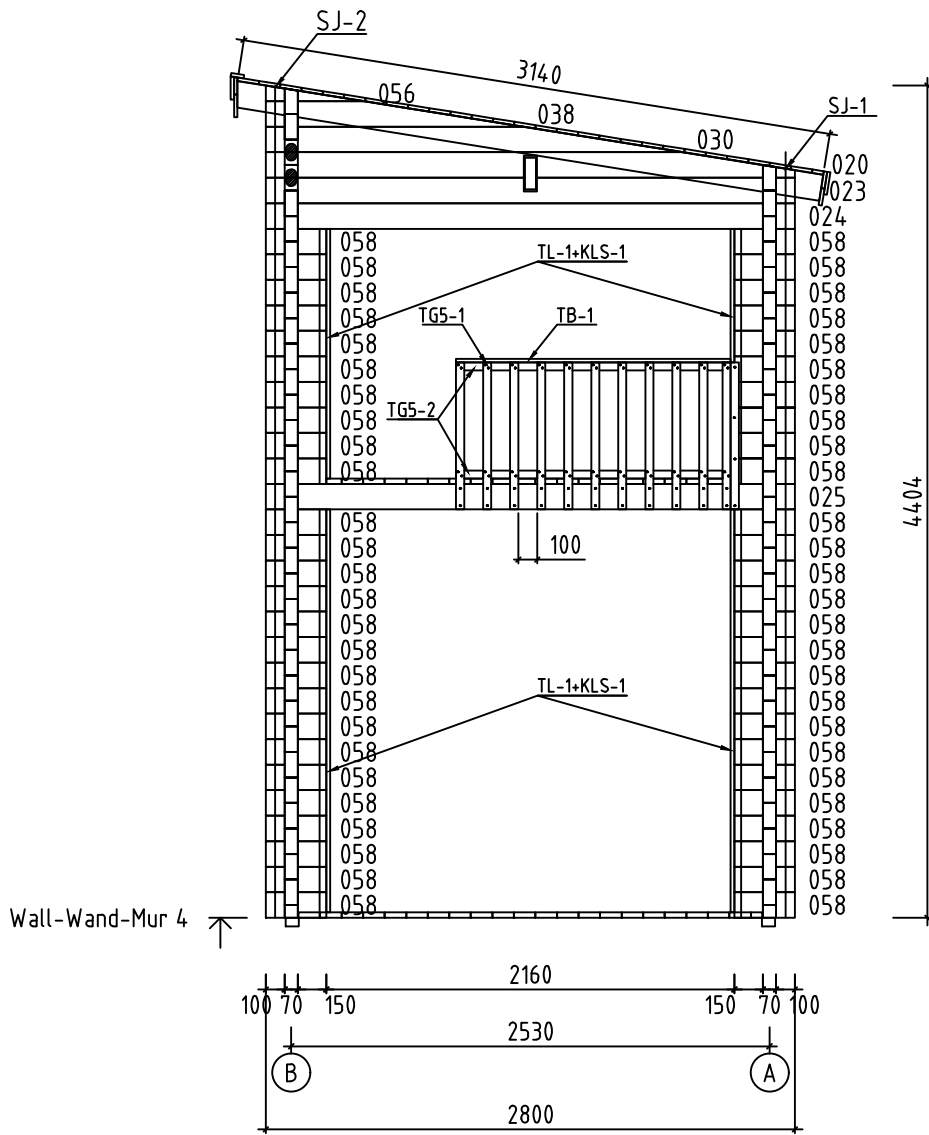
Name-Name-Nom 7049621		Page-Seite-Page 11
View-Aussicht-Vue Wall-Wand-Mur A		Scale-Maßstab-Echelle 1:40
Material-Material-Matériau 7.0x13.5		Date-Datum-Date 02.10.2025
Drafter-Zeichner-Rédacteur EJ	File	



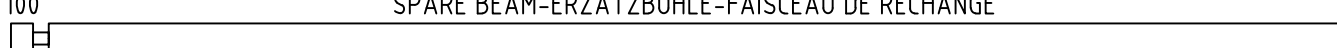








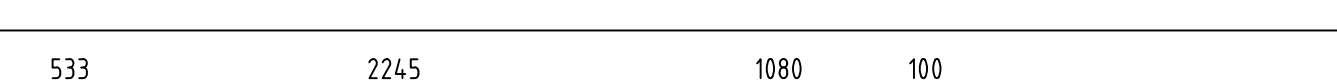
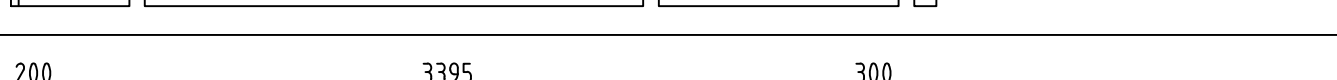

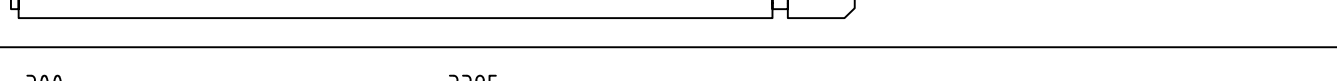
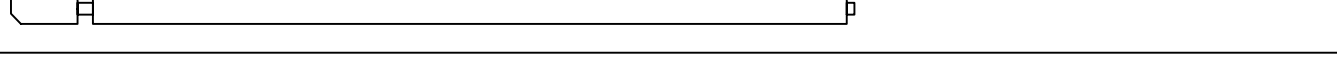






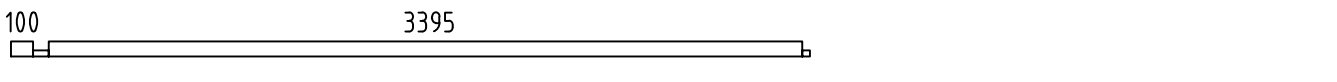
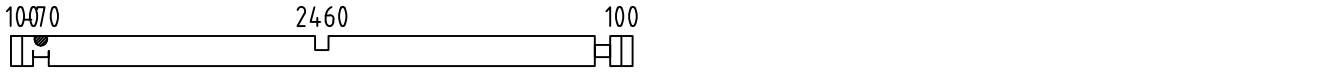
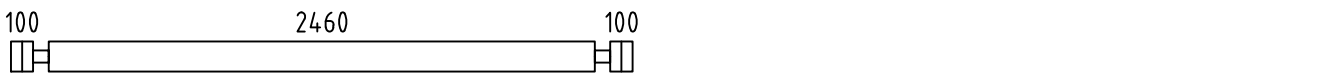
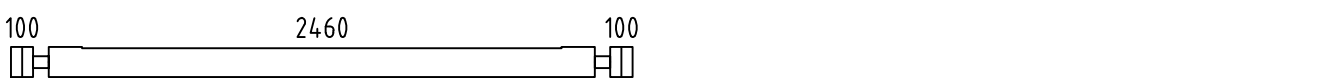

Name-Name-Nom 7049621		Page-Seite-Page 14
View-Aussicht-Vue Wall-Wand-Mur 2		Scale-Maßstab-Echelle 1:40
Material-Material-Matériel 7.0x13.5		Date-Datum-Date 02.10.2025
Drafter-Zeichner-Rédacteur EJ	File	

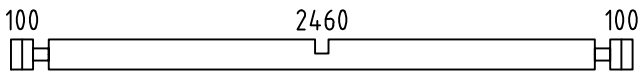
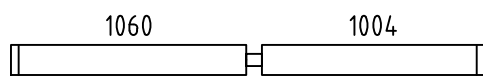
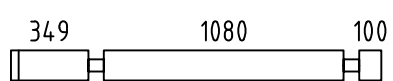
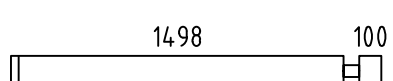

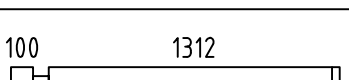
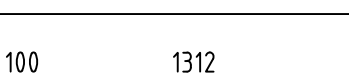

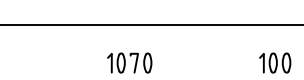
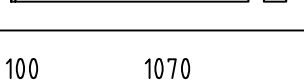





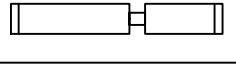

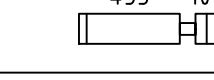
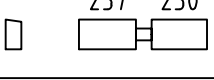

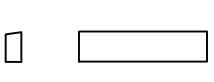
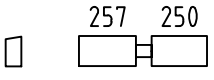
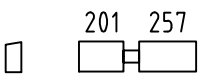
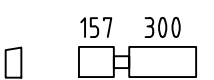




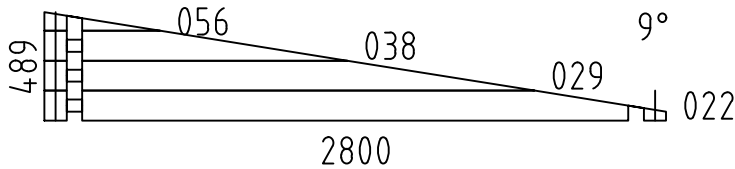
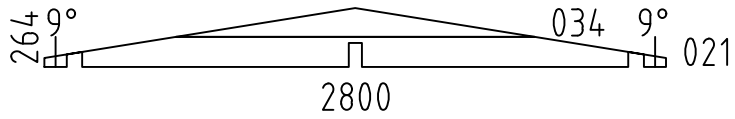
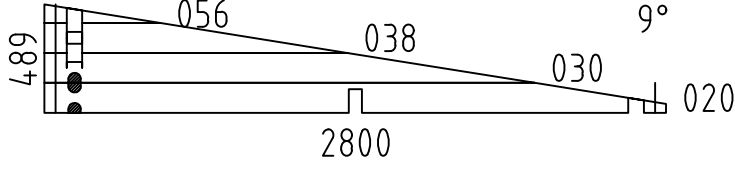
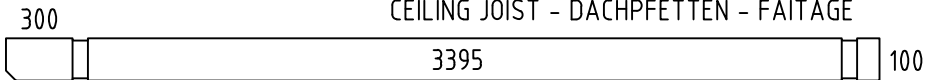





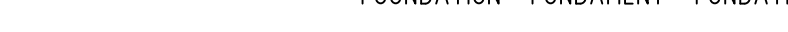
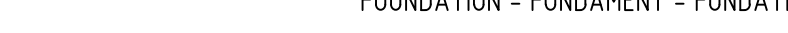











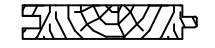
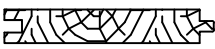
Name-Name-Nom 7049621		Page-Seite-Page 15
View-Aussicht-Vue Wall-Wand-Mur 3		Scale-Maßstab-Echelle 1:40
Material-Material-Matériel 7.0x13.5		Date-Datum-Date 02.10.2025
Drafter-Zeichner-Rédacteur EJ	File	

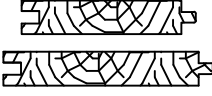


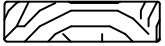












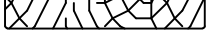
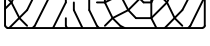
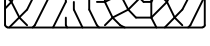



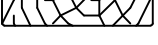




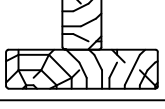
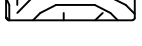
Name-Name-Nom 7049621		Page-Seite-Page 16
View-Aussicht-Vue Wall-Wand-Mur 4		Scale-Maßstab-Echelle 1:40
Material-Material-Matériel 7.0x13.5		Date-Datum-Date 02.10.2025
Drafter-Zeichner-Rédacteur EJ	File	















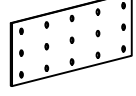
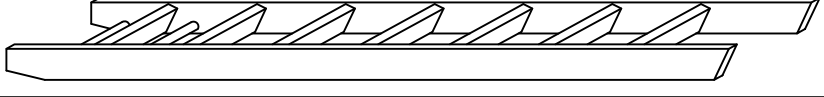



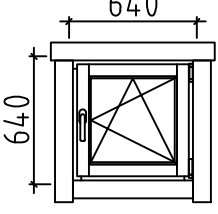
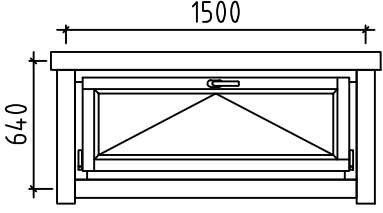
Pos	7049621 Piece list - Stückliste - Liste des pieces	Q.	P (mm)	L (mm)
1	100 SPARE BEAM-ERZATZBOHLE-FAISCEAU DE RECHANGE 	1	70x135	5980
001		1	70x135	5980
002	100 	4	70x135	5980
003		1	70x135	5980
004	100 	8	70x135	5915
005	100 	1	70x135	5915
006		1	70x135	4838
007	100 	1	70x135	4638
008		1	70x68	4168
009		10	70x135	4168
010	200 	1	70x135	4035
011		1	70x135	3800
012		1	70x135	3800
013		1	70x68	3600
014		8	70x135	3600
015		4	70x135	3600
016		2	70x135	3600
017		1	70x135	3600
018	100 	13	70x135	3600
019	100 	1	70x68	3600
023	10070 	1	70x135	2800
024	100 	22	70x135	2800
025	100 	1	70x135	2800
026	100 	1	70x135	2800
027	100 	1	70x135	2800

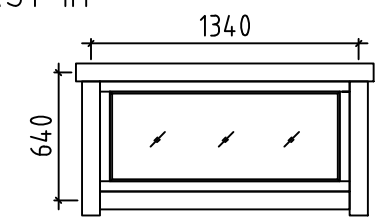
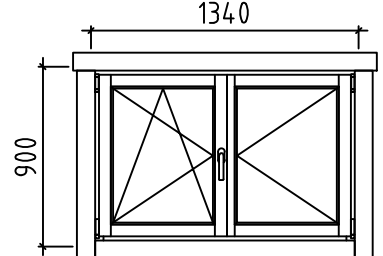
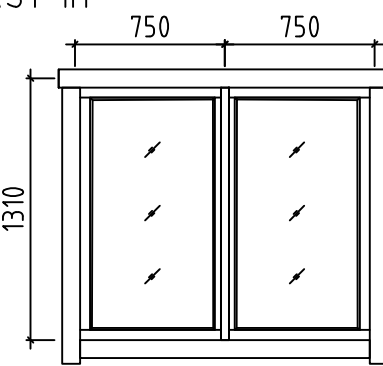
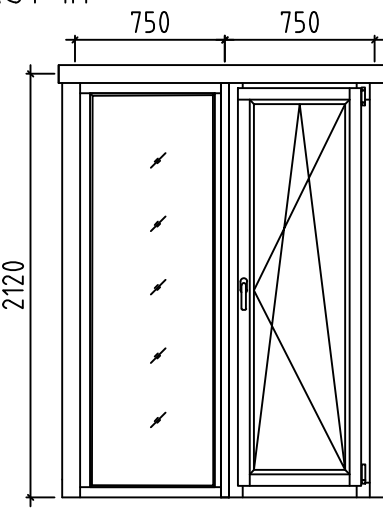
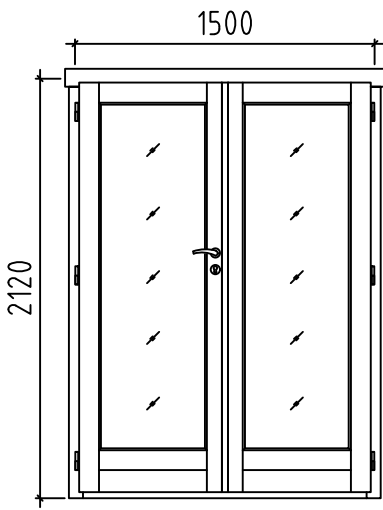
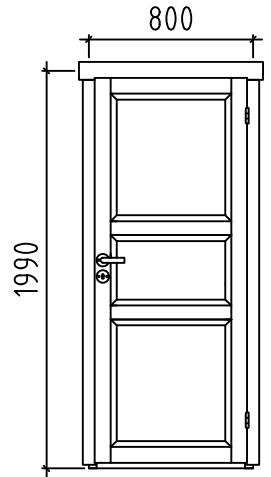
Pos	7049621 Piece list - Stückliste - Liste des pieces	Q.	P (mm)	L (mm)
028		1	70x135	2800
031		5	70x135	2134
032		5	70x135	1669
033		5	70x135	1668
035		5	70x135	1483
036		15	70x135	1482
037		1	70x68	1482
039		9	70x135	1285
040		4	70x135	1240
041		2	70x135	1240
042		7	70x135	1174
043		5	70x135	1117
044		20	70x135	1056
045		30	70x135	975
046		5	70x135	953
047		5	70x135	952
048		52	70x135	625
049		1	70x135	577
050		5	70x135	577
051		5	70x135	577
052		1	70x135	577
053		2	70x135	528
054		1	70x135	527
055		10	70x135	527
057		1	70x135	335

Pos	7049621 Piece list - Stückliste - Liste des pieces		Q.	P (mm)	L (mm)
058			52	70x135	320
W1-1			1		
W2-1			1		
W4-1			1		
LB1	CEILING JOIST - DACHPFETTEN - FAITAGE 		1	68x190	3935
FB4	MEZZANINE FLOOR JOISTS - HALBGESCHOSS BALKEN - SOLIVES DE PLANCHER MEZZANINE 		6	70x140	2460
FB3	MEZZANINE FLOOR JOISTS - HALBGESCHOSS BALKEN - SOLIVES DE PLANCHER MEZZANINE 		2	43x140	2460
FB1	MEZZANINE FLOOR JOISTS - HALBGESCHOSS BALKEN - SOLIVES DE PLANCHER MEZZANINE 		2	43x90	2245
FB2	MEZZANINE FLOOR JOISTS - HALBGESCHOSS BALKEN - SOLIVES DE PLANCHER MEZZANINE 		2	43x90	1080
FBI3	FOUNDATION - FUNDAMENT - FONDATION (IMM) 		18	70x45	2450
FBI2	FOUNDATION - FUNDAMENT - FONDATION (IMM) 		2	70x43	3495
FBI1	FOUNDATION - FUNDAMENT - FONDATION (IMM) 		2	70x43	3495
FR1	RAFTER - DACHSPARREN - CHEVRON 		7	43x140	3139
FR2	RAFTER - DACHSPARREN - CHEVRON 		14	43x140	1570
FR3	RAFTER - DACHSPARREN - CHEVRON 		1	43x140	1512
F-1	FLOOR BOARDS-FUSSBODENBRETTER-LAME DE PLANCHER		11+1	114x28	4549
F-2	FLOOR BOARDS-FUSSBODENBRETTER-LAME DE PLANCHER		11	114x28	4023
F-3	FLOOR BOARDS-FUSSBODENBRETTER-LAME DE PLANCHER		22	114x28	3459
F-4	FLOOR BOARDS-FUSSBODENBRETTER-LAME DE PLANCHER		11	114x28	1681
F-5	FLOOR BOARDS-FUSSBODENBRETTER-LAME DE PLANCHER		11	114x28	1155
F-6	FLOOR BOARDS-FUSSBODENBRETTER-LAME DE PLANCHER		22+1	114x28	1074
R-1	ROOF BOARDS - DACHBRETTER - VOLIGES	  or-oder-ou	19+1 14+1	88x18 114x18	4035
R-2	ROOF BOARDS - DACHBRETTER - VOLIGES	  or-oder-ou	19 14	88x18 114x18	3835
Name-Name-Nom 7049621		Date-Datum-Date 02.10.2025	Page-Seite-Page 3/7		

Pos	7049621 Piece list - Stückliste - Liste des pieces		Q.	P (mm)	L (mm)
R-3	ROOF BOARDS - DACHBRETTER - VOLIGES	 or-oder-ou	38 28	88x18 114x18	3765
FF-1	FILLET - LEISTE - CORNIERE DE FINITION			18x35	24 m*
KLS-1	COVERING BOARD - DECKENLEISTEN - PROFILS DE FINITION		2	18x70	1325
KLS-2	COVERING BOARD - DECKENLEISTEN - PROFILS DE FINITION		2	18x70	2135
GB-1	GABLE MOULDING - GIBELLEISTE - PLANCHE DE RIVE		1	18x90	220
GB-2	GABLE MOULDING - GIBELLEISTE - PLANCHE DE RIVE		1	18x90	1570
GB-3	GABLE MOULDING - GIBELLEISTE - PLANCHE DE RIVE		4	18x90	1640
GB-4	GABLE MOULDING - GIBELLEISTE - PLANCHE DE RIVE		1	18x90	3210
GB-5	GABLE MOULDING - GIBELLEISTE - PLANCHE DE RIVE		1	18x120	205
GB-6	GABLE MOULDING - GIBELLEISTE - PLANCHE DE RIVE		1	18x120	220
GB-7	GABLE MOULDING - GIBELLEISTE - PLANCHE DE RIVE		1	18x120	1282
GB-8	GABLE MOULDING - GIBELLEISTE - PLANCHE DE RIVE		1	18x120	1570
GB-9	GABLE MOULDING - GIBELLEISTE - PLANCHE DE RIVE		2	18x120	1625
GB-10	GABLE MOULDING - GIBELLEISTE - PLANCHE DE RIVE		2	18x120	1640
GB-11	GABLE MOULDING - GIBELLEISTE - PLANCHE DE RIVE		1	18x120	3196
GB-12	GABLE MOULDING - GIBELLEISTE - PLANCHE DE RIVE		1	18x120	3210
EB-1	EAVES BOARD - TRAUFBRETT - BANDEAU DE TOIT		1	18x120	3444
EB-2	EAVES BOARD - TRAUFBRETT - BANDEAU DE TOIT		1	18x120	3765
EB-3	EAVES BOARD - TRAUFBRETT - BANDEAU DE TOIT		2	18x120	4107
EB-4	EAVES BOARD - TRAUFBRETT - BANDEAU DE TOIT		1	18x120	4157
EB-5	EAVES BOARD - TRAUFBRETT - BANDEAU DE TOIT		2	18x90	3444
EB-6	EAVES BOARD - TRAUFBRETT - BANDEAU DE TOIT		2	18x90	3765
EB-7	EAVES BOARD - TRAUFBRETT - BANDEAU DE TOIT		1	18x90	4107
EB-8	EAVES BOARD - TRAUFBRETT - BANDEAU DE TOIT		2	18x90	4157
TL-1	FIXING FILLET - FIXIRUNGSLEISTE - PROFIL DE FIXATION		2	30x30	1280

Pos	7049621 Piece list - Stückliste - Liste des pieces	Q.	P (mm)	L (mm)	
TL-2	FIXING FILLET - FIXIRUNGSLEISTE - PROFIL DE FIXATION		2	30x30	2090
WT-1	FIXING FILLET FOR WINDOW - FIXIRUNGSLEISTE FÜR FENSTER - PROFIL DE FIXATION DES FENETRES		12	48x70	640
WT-2	FIXING FILLET FOR WINDOW - FIXIRUNGSLEISTE FÜR FENSTER - PROFIL DE FIXATION DES FENETRES		2	48x70	900
WT-3	FIXING FILLET FOR WINDOW - FIXIRUNGSLEISTE FÜR FENSTER - PROFIL DE FIXATION DES FENETRES		3	48x70	1310
WT-4	FIXING FILLET FOR WINDOW - FIXIRUNGSLEISTE FÜR FENSTER - PROFIL DE FIXATION DES FENETRES		2	48x70	2120
DT-1	FIXING FILLET FOR DOOR - FIXIRUNGSLEISTE FÜR TÜR - PROFIL DE FIXATION DES PORTES		2	48x70	1990
DT-2	FIXING FILLET FOR DOOR - FIXIRUNGSLEISTE FÜR TÜR - PROFIL DE FIXATION DES PORTES		2	48x70	2025
TB-1	GUARD-RAIL FOR TERRACE - TERRASSEN GELÄNDER - MAIN COURANTE DE TERRASSE		1	18x90	1473
TG5-1	GUARD-RAIL FOR TERRACE - TERRASSEN GELÄNDER - MAIN COURANTE DE TERRASSE		12	43x43	770
TG5-2	GUARD-RAIL FOR TERRACE - TERRASSEN GELÄNDER - MAIN COURANTE DE TERRASSE		2	43x43	1473
SJ-1	TREADED ROD M10 - GEWINDESTANGE M10 - TIGE FILETÉE M10		4		3995
SJ-2	TREADED ROD M10 - GEWINDESTANGE M10 - TIGE FILETÉE M10		2		4430
GS-1	ROOFING FELT FILLET - DACHPAPPENLEISTE - BAGUETTE DE FIXATION DU FEUTRE BITUMEUX		3	18x70	1642*
GS-2	ROOFING FELT FILLET - DACHPAPPENLEISTE - BAGUETTE DE FIXATION DU FEUTRE BITUMEUX		2	18x70	3178
GS-3	ROOFING FELT FILLET - DACHPAPPENLEISTE - BAGUETTE DE FIXATION DU FEUTRE BITUMEUX		1	18x70	4107
HS	SCREW FOR GABLE SEGMENT (DB) - SCHRAUBE FÜR DECKBLATT (DB) - VIS POUR FIXATION LOSANGE DE FINITION (DB)		2	ø3.5x35	
HS1	SCREW FOR WALLBEAMS CONNECTING METAL - SCHRAUBE FÜR WANDBOHLNEN BEFESTIGUNG METALLE - VIS POUR PATTE D'ASSEMBLAGE		100	ø3.5x35	
HS	SCREW FOR COVERING BOARD (KLS) - SCHRAUBE FÜR DECKENLEISTEN (KLS) - VIS POUR PROFILS DE FINITION (KLS)		20	ø4.5x50	
HS	SCREW FOR GABLE MOULDING (GB) - SCHRAUBE FÜR GIEBELLEISTE (GB) - VIS DE FIXATION POUR PLANCHE DE RIVE (GB)		42	ø4.5x50	
HS	SCREW FOR EAVES BOARDS (EB) - SCHRAUBE FÜR TRAUFBRETTEN (EB) - VIS DE FIXATION POUR BANDEAU DE TOIT (EB)		180	ø4.5x50	
HS	SCREW FOR TERRACE REAR BOARDS - SCHRAUBE FÜR TERRASSEN RAND - VIS DE FIXATION POUR MAIN COURANTE DE TERRASSE		5	ø4.5x50	
HS	SCREW FOR ROOFING FELT FILLET (GS) - SCHRAUBE FÜR DACHPAPPENLEISTE (GS) - VIS POUR BAGUETTE FIXATION FEUTRE BITUMEUX (GS)		35	ø4.5x50	
HS	SCREW FOR CONNECTING PLATE - SCHRAUBE FÜR ANSCHLUSSPLATTE - VIS DE FIXATION DES PLAQUES DE CONNEXION		56	ø4x35	
HS	SCREW FOR 1. WALL BEAM - SCHRAUBE FÜR 1. BOHLENREIHE - VIS DE FIXATION DES FONDATIONS		12	ø5x100	
HS	SCREW FOR MEZZANINE FLOOR JOISTS - SCHRAUBE FÜR HALBGESCHOSS BALKEN - VIS DE FIXATION SOLIVES DE PLANCHER MEZZANINE (FB1-FB-3)		40	ø5x100	
Name-Name-Nom	7049621	Date-Datum-Date	02.10.2025	Page-Seite-Page	5/7

Pos	7049621 Piece list - Stückliste - Liste des pieces	Q.	P (mm)	L (mm)
HS	SCREW FOR FUNDAMENT (FBI) - SCHRAUBE ZUR BEFESTIGUNG FUNDAMENT (FBI) - VIS POUR FONDATION (FBI) 	80	ø5x120	
HS	SCREW FOR GABLE - SCHRAUBE FÜR GIEBEL - VIS POUR FIXATION DES PIGNONS 	12	ø5x120	
HS	SCREW FOR GUARD-RAIL FOR TERRACE (TG5) - SCHRAUBE FÜR TERRASSEN GELÄNDER - (TG5) - VIS POUR MAIN COURANTE DE TERRASSE (TG5) 	76	ø5x80	
HS	SCREW FOR RAFTER (FR) - SCHRAUBE ZUR BEFESTIGUNG DACHSPARREN (FR) - VIS POUR CHEVRON (FR) 	2	ø5x90	
HS	SCREW FOR FIXING FILLET - SCHRAUBE FÜR FIXIRUNGSLEISTE - VIS POUR PROFIL DE FIXATION (TL WT DT) 	23	ø5x90	
HS	SCREW FOR MEZZANINE FLOOR JOISTS - SCHRAUBE FÜR HALBGESCHOSS BALKEN - VIS DE FIXATION SOLIVES DE PLANCHER MEZZANINE (FB4) 	32	ø6x160	
HS	SCREW FOR 1. WALL BEAM - SCHRAUBE FÜR 1. BOHLENREIHE - VIS DE FIXATION DES FONDATIONS 	8	ø6x160	
HS	SCREW FOR ROOF BEAMS - SCHRAUBE FÜR DACHBALKEN - VIS POUR PANNE DE TOIT 	4	ø6x160	
HS	SCREW FOR CEILING JOIST - SCHRAUBE ZUR BEFESTIGUNG DACHPFETTEN (LB1) - VIS POUR FAITAGE (LB1) 	4	ø6x160	
HS	SCREW FOR RAFTER (FR) - SCHRAUBE ZUR BEFESTIGUNG DACHSPARREN (FR) - VIS POUR CHEVRON (FR) 	47	ø6x180	
HB	HAMMER BLOCK - SCHLAGHOLZ - CALLE DE FRAPPE 	2	70mm	
NF	ZN NAIL FOR FILLETS - ZN NÄGEL FÜR LEISTEN - POINTE POUR CORNIERE 	82	ø1.4x40	
NF	ZN NAIL FOR ROOF - ZN NÄGEL FÜR DACHBRETTER - POINTE POUR TOIT 	690	ø2.5x60	
NF	ZN NAIL FOR FLOOR - ZN NÄGEL FÜR FUSSBODENBRETTER - CLOUS POUR PLANCHER 	590	ø2.5x60	
KR	CONNECTING PLATE - ANSCHLUSSPLATTE - PLAQUE MÉTALLIQUE DE CONNEXION 	7	100x200	
LD	LADDER - LEITER - ECHELLE 	1		2350
RRK	HOOK FOR LADDER - HAKEN FÜR LEITER - CROCHET POUR ÉCHELLE 	2		
DB	GABLE SEGMENT-DECKBLATT - LOSANGE DE FINITION 	1		
WBM3	WALLBEAMS CONNECTING METAL - WANDBOHLNEN BEFESTIGUNG METALLE -PATTE D'ASSEMBLAGE 	25	50x50	
	WINDOW-FENSTER-FENETRE, AST 1H 	R	2	640x640
	WINDOW-FENSTER-FENETRE, AST 1H 	U	3	1500x640
*Cut into lenght on site (If needed) - Bitte selber anpassen (Falls nötig) - Couper à la longueur sur place (selon la nécessité)				

Pos	7049621 Piece list - Stückliste - Liste des pieces	Q.	P (mm)	L (mm)
	WINDOW-FENSTER-FENETRE, AST 1H 	C	1	1340x640
	WINDOW-FENSTER-FENETRE, AST 1H 	L	1	1340x900
	WINDOW-FENSTER-FENETRE, AST 1H 	C	1	1500x1310
	WINDOW-FENSTER-FENETRE, AST 1H 	R	1	1500x2120
	DOOR-TÜR-PORTE, AST PRE 	L	1	1500x2120
	DOOR-TÜR-PORTE, AST 	R	1	800x1990