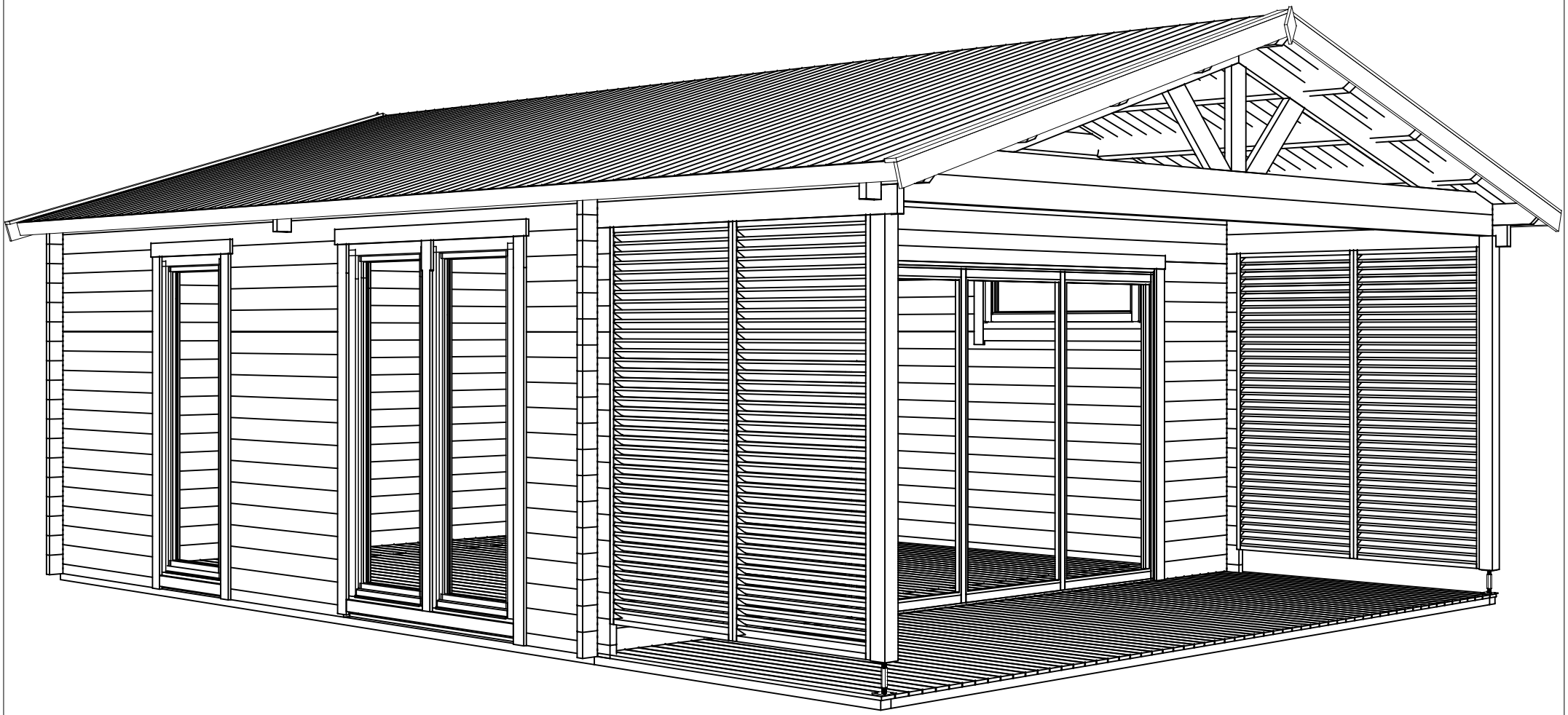

Model	4402330	Seite/Page	1
Zeichnung/Drawing	3D	Maßstab/Scale	
Profil/Profile	44x135	Datum/Date	11.12.2023
Zeichner/Drafter	SRM	File	4402330.dwg

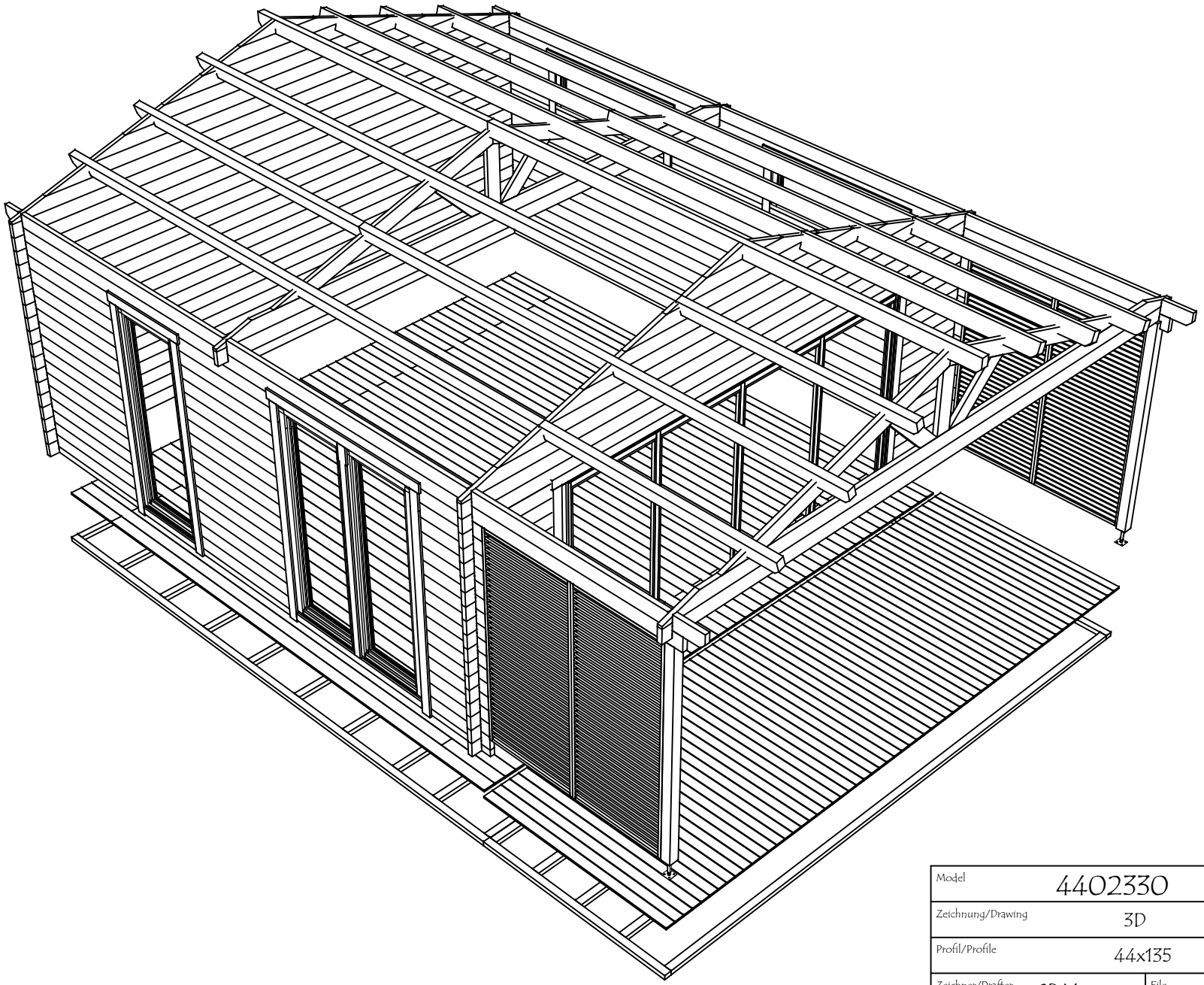

Model	4402330	Seite/Page	2
Zeichnung/Drawing	3D	Maßstab/Scale	
Profil/Profile	44x135	Datum/Date	11.12.2023
Zeichner/Drafter	SRM	File	4402330.dwg

H = 1.700 m
TOTAL: 43.53 m2

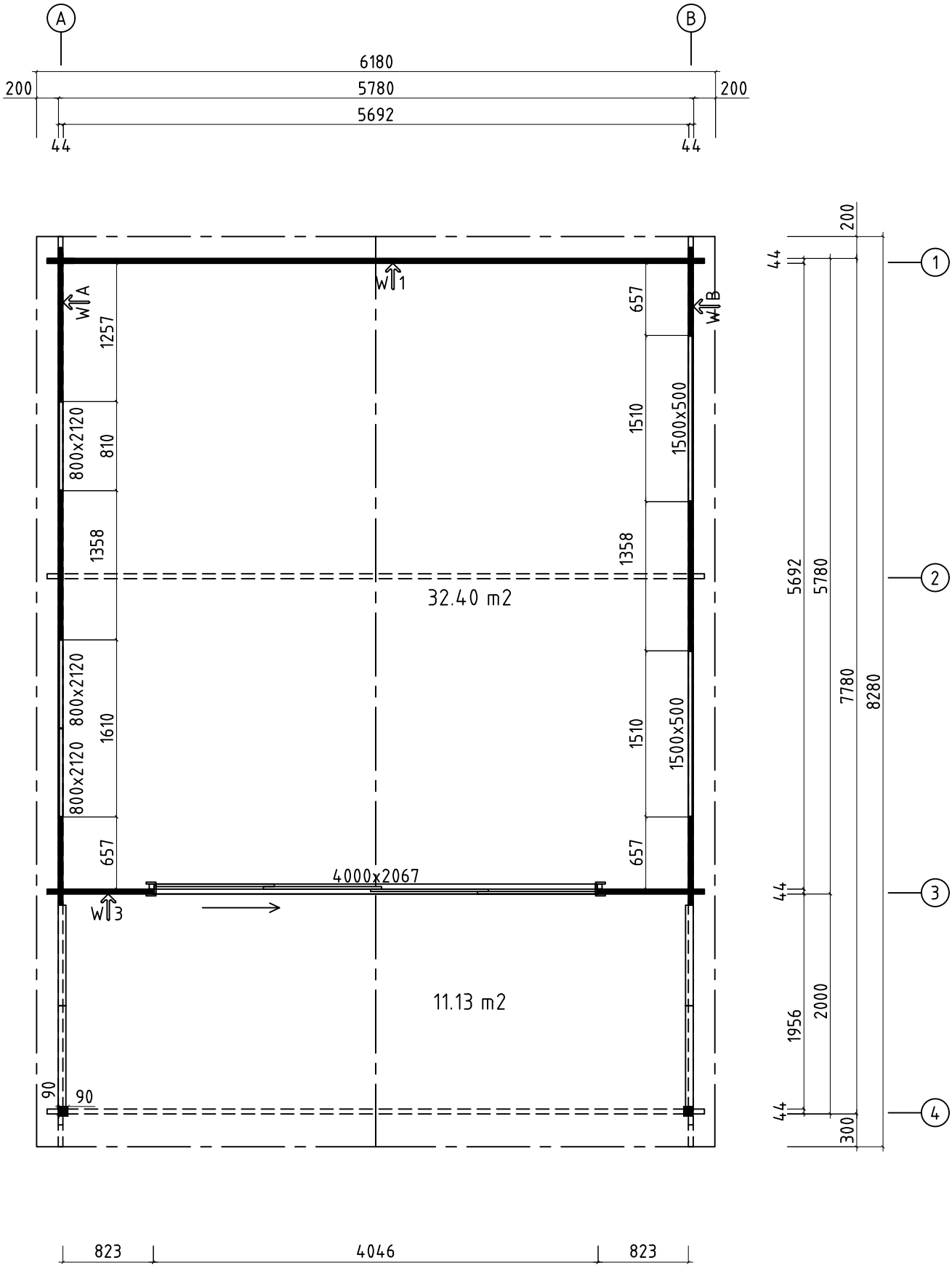

Model	4402330	Seite/Page	3
Zeichnung/Drawing	GRUNDPLAN - GROUNDPLAN	Maßstab/Scale	1:50
Profil/Profile	44x135	Datum/Date	11.12.2023
Zeichner/Drafter	SRM	File	4402330.dwg

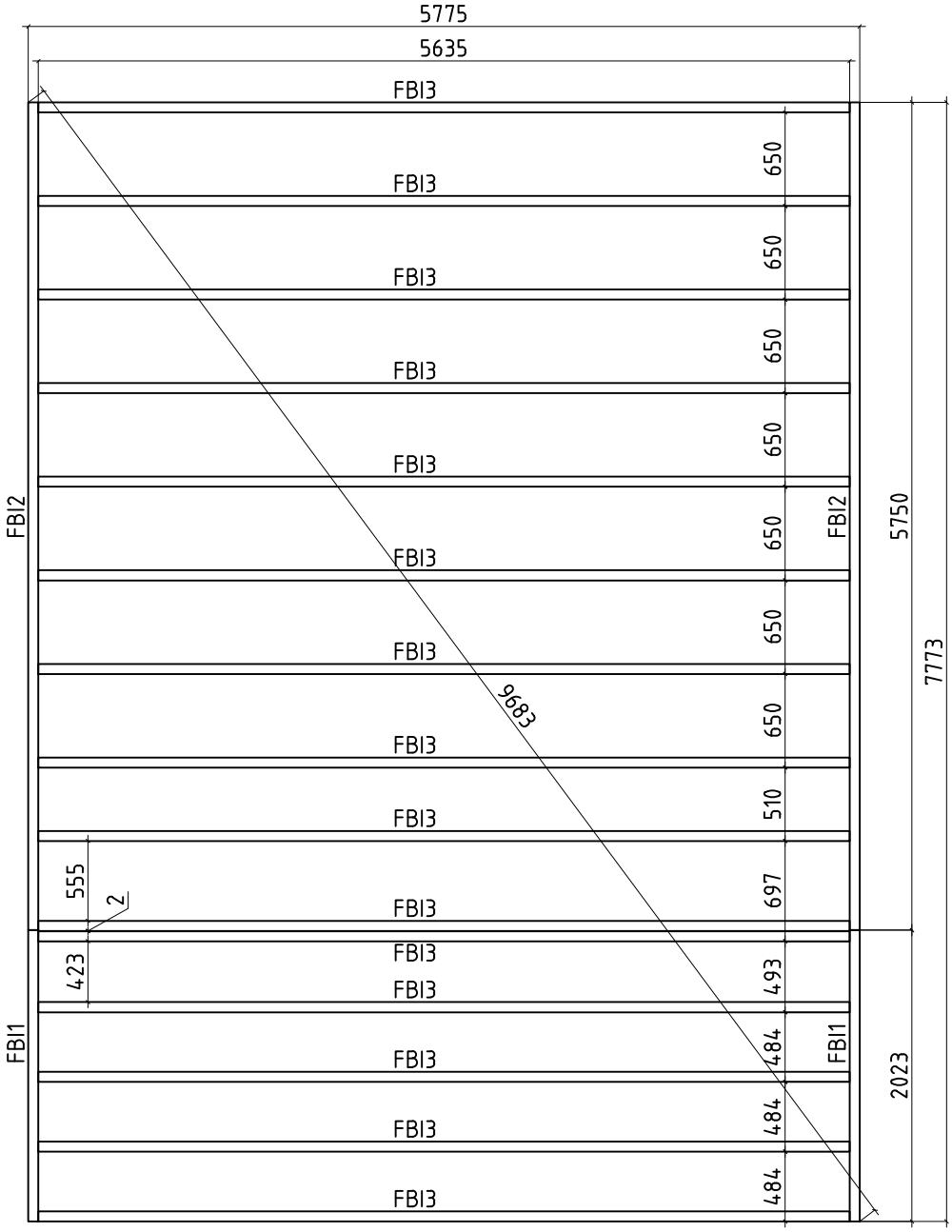

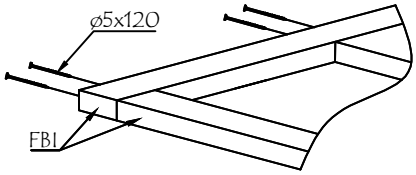

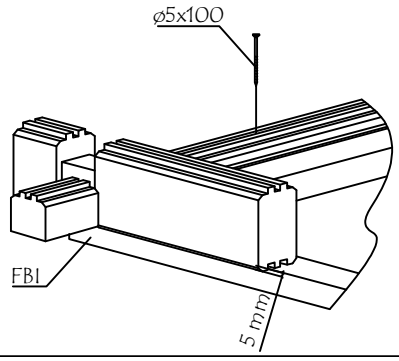

Model	4402330	Seite/Page	4
Zeichnung/Drawing FUNDAMENTHOLZ (1MM) - FOUNDATION BEAM (1MM)		Maßstab/Scale	1:50
Profil/Profile	44x135	Datum/Date	11.12.2023
Zeichner/Drafter	SRM	File	4402330.dwg

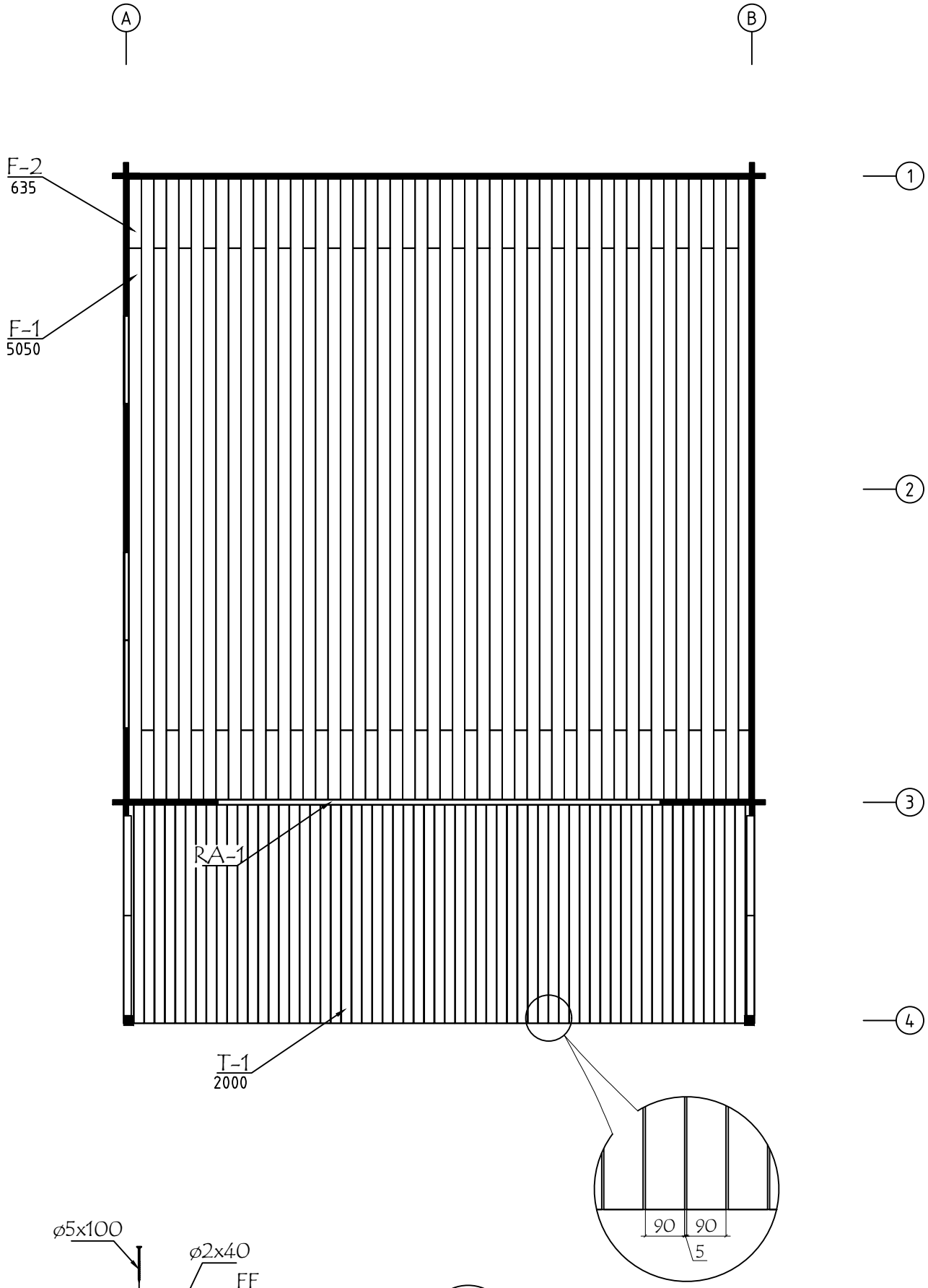

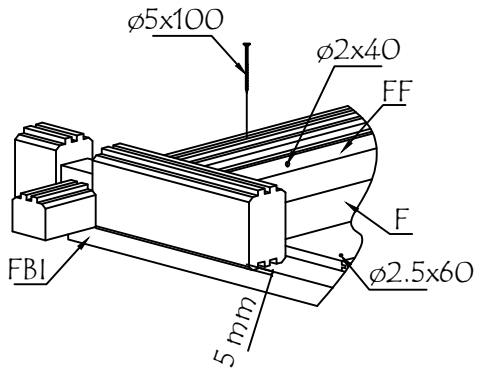

ALU op.1 Fussbodenbretter verlegen vor Montage von ALU- Türen
Lay floor boards before installing doors

Model	4402330	Seite/Page	5
Zeichnung/Drawing	FUSSBODENBRETTER-FLOOR BOARDS	Maßstab/Scale	1:50
Profil/Profile	114x18 oder - or 88x18 / 90x18	Datum/Date	11.12.2023
Zeichner/Drafter	SRM	File	4402330.dwg

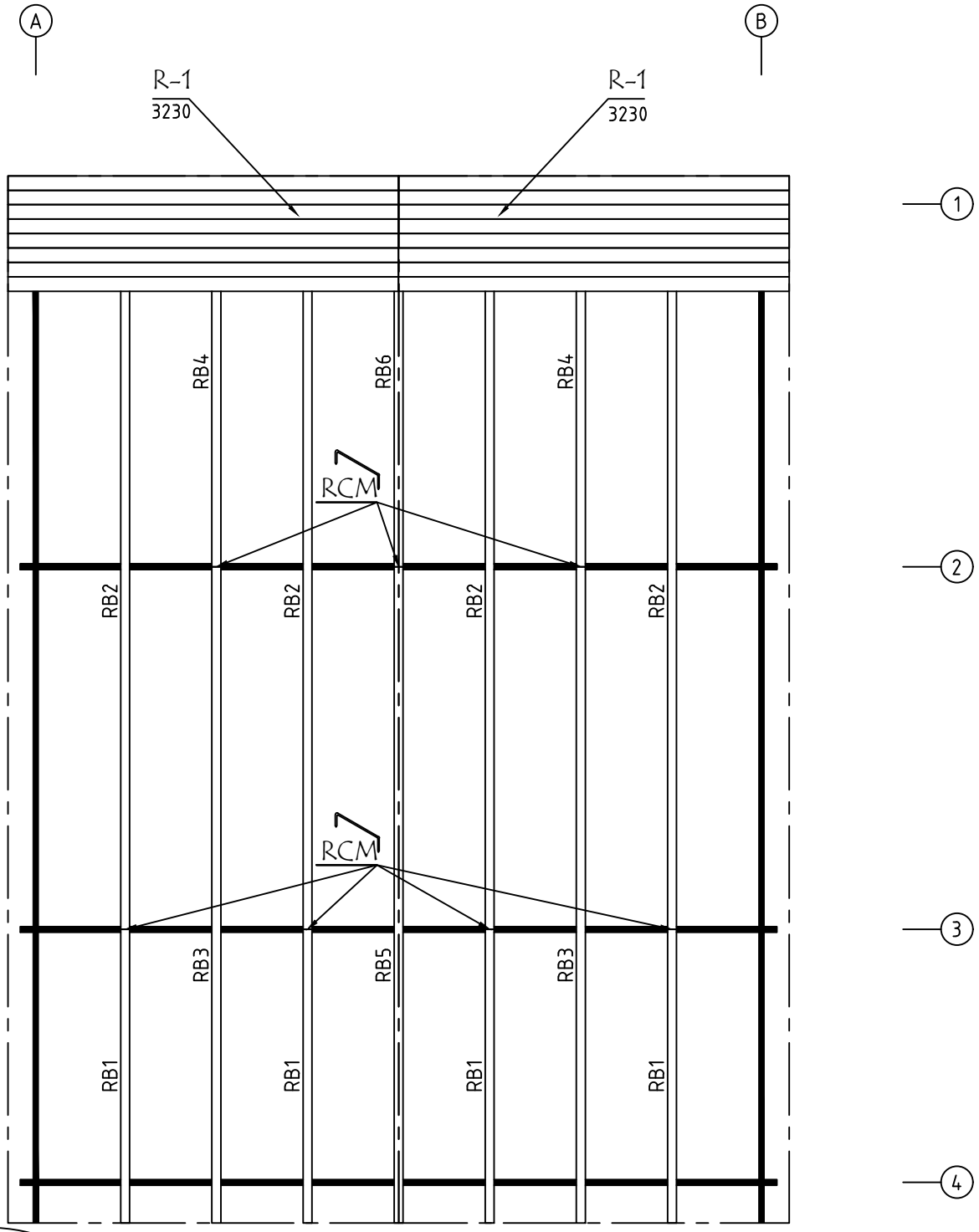

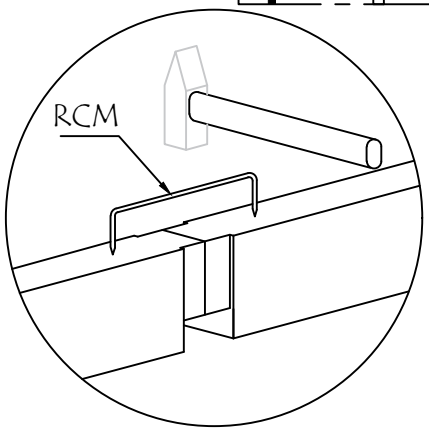

Model	4402330	Seite/Page	6
Zeichnung/Drawing	DACH-PLAN - ROOF PLAN	Maßstab/Scale	1:50
Profil/Profile	88x18 oder- or 114x18 / 70x140	Datum/Date	11.12.2023
Zeichner/Drafter	SRM	File	4402330.dwg

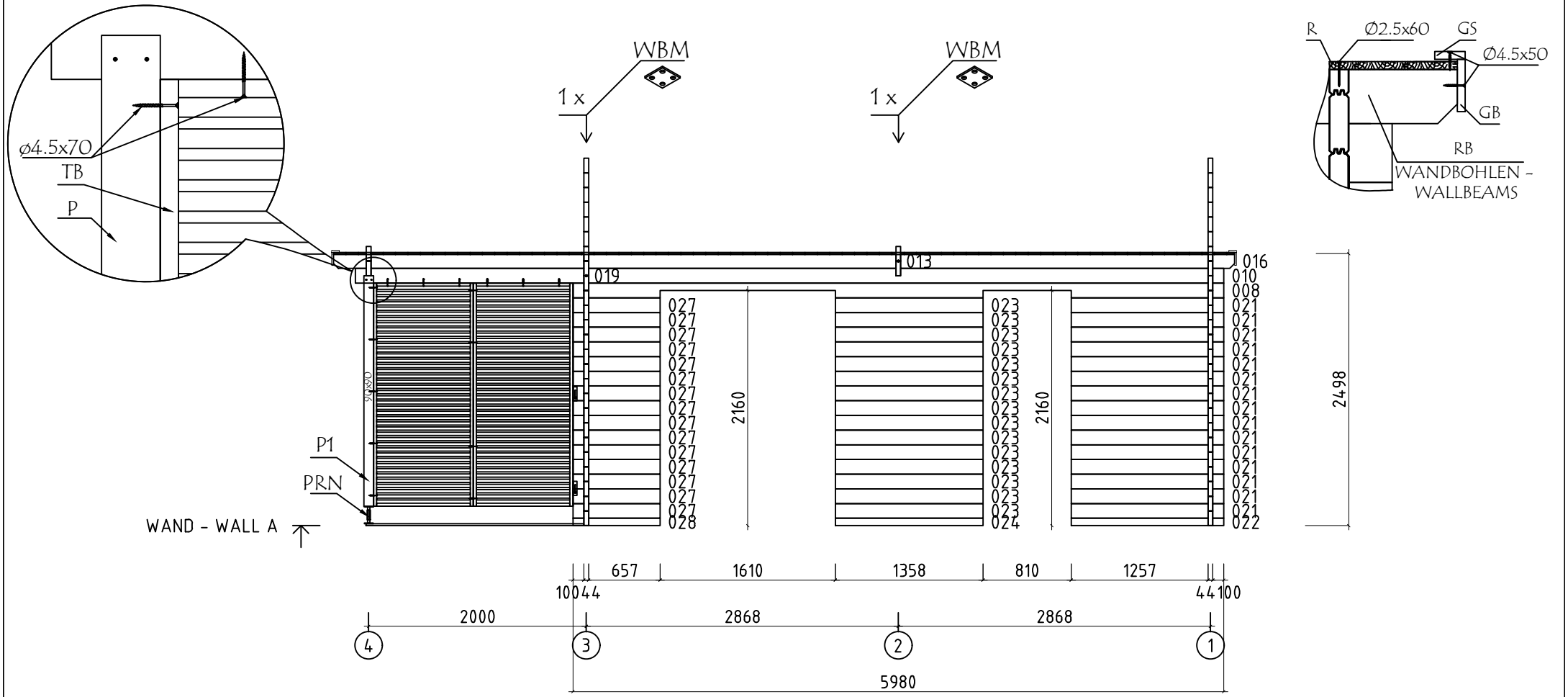

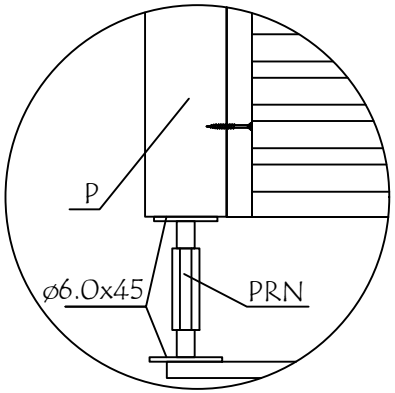

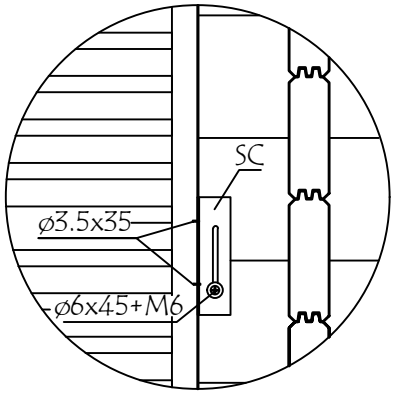

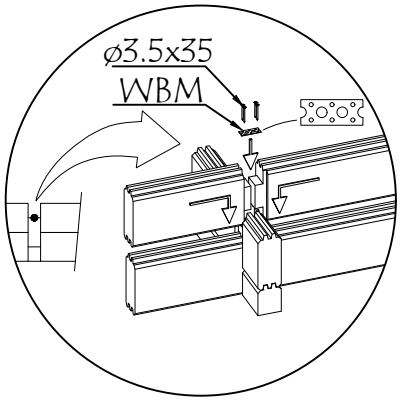

Model	4402330	Seite/Page	7
Zeichnung/Drawing	WAND - WALL A	Maßstab/Scale	1:50
Profil/Profile	44x135	Datum/Date	11.12.2023
Zeichner/Drafter	SRM	File	4402330.dwg

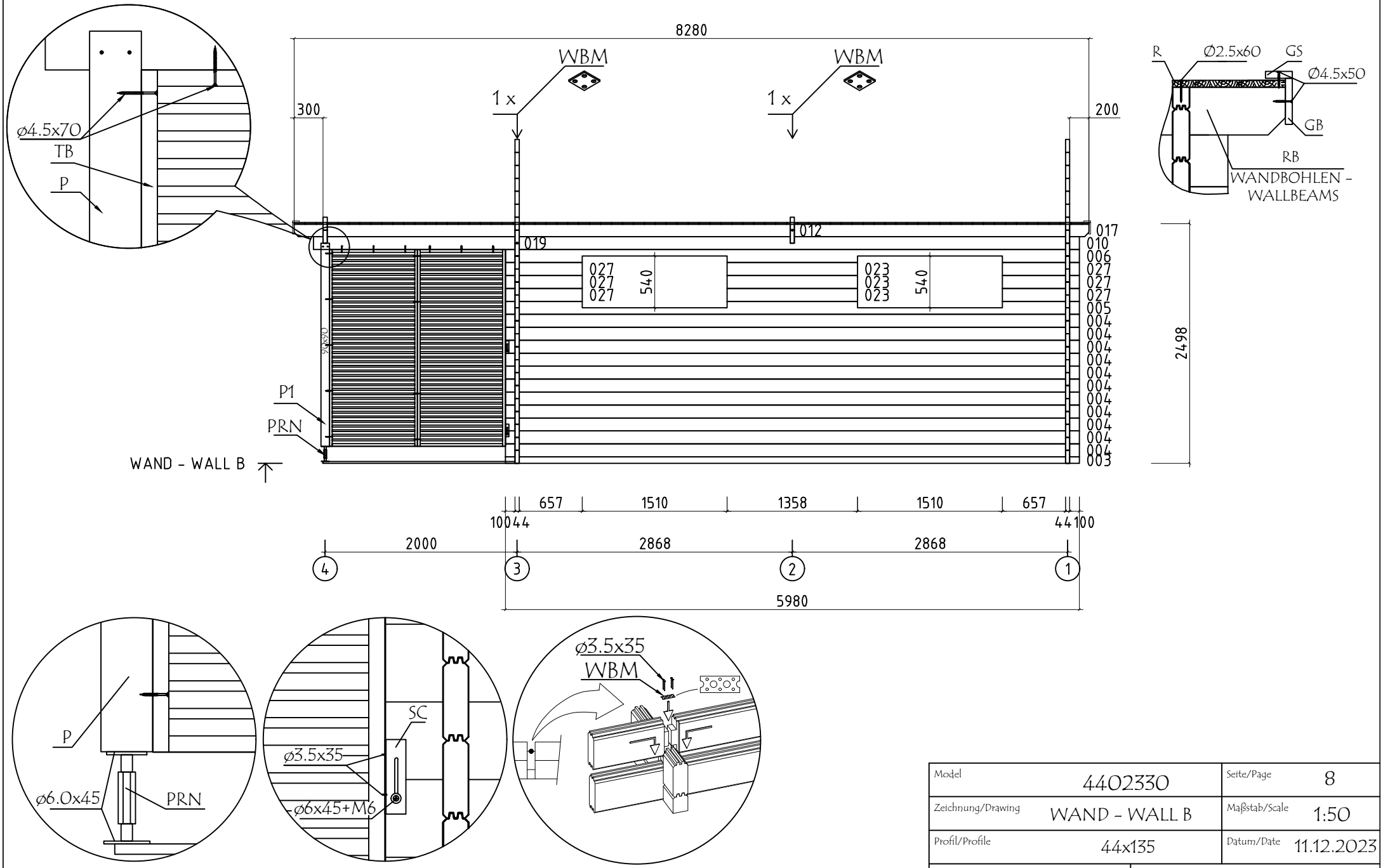

Model	4402330	Seite/Page	8
Zeichnung/Drawing	WAND - WALL B	Maßstab/Scale	1:50
Profil/Profile	44x135	Datum/Date	11.12.2023
Zeichner/Drafter	SRM	File	4402330.dwg

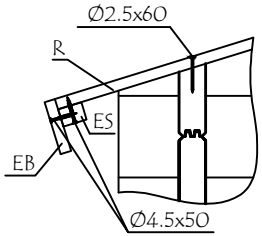

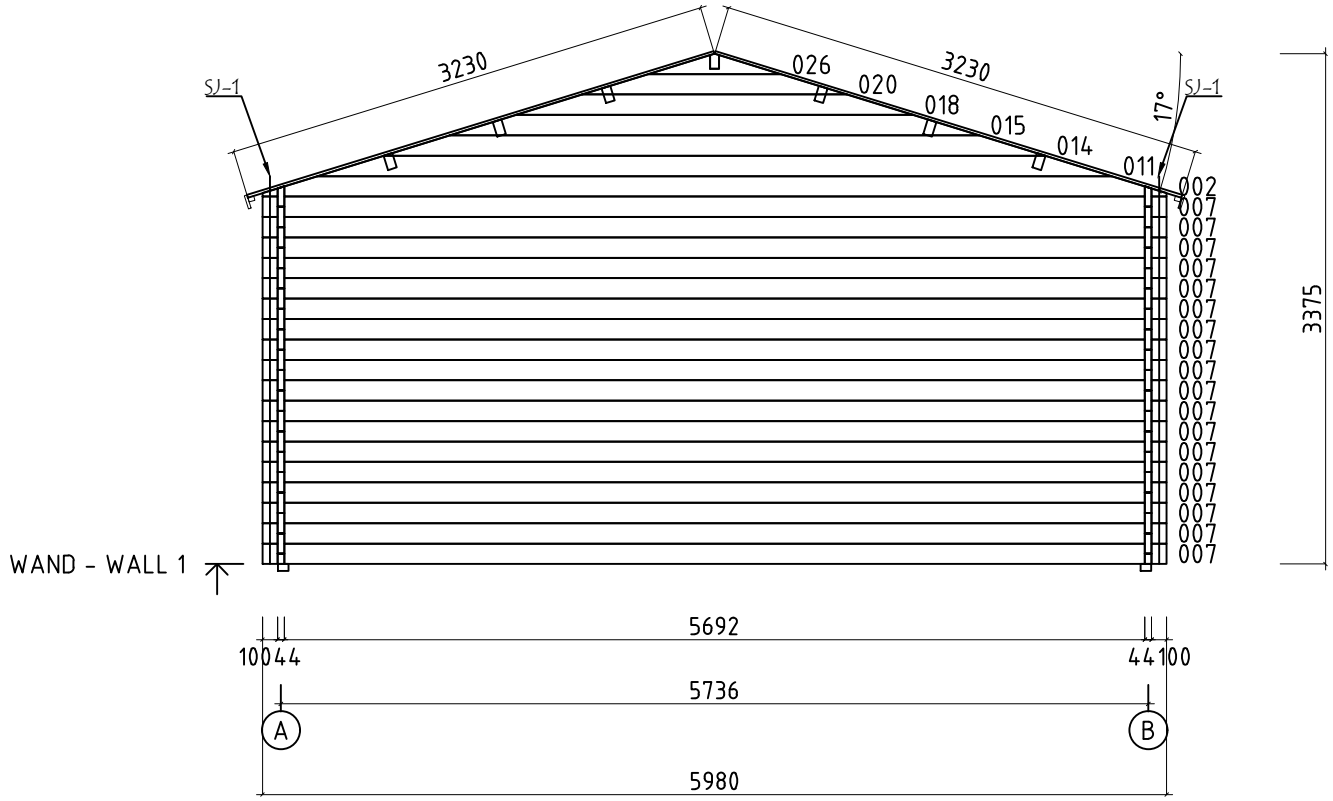

Model	4402330	Seite/Page	9
Zeichnung/Drawing	WAND - WALL 1	Maßstab/Scale	1:50
Profil/Profile	44x135	Datum/Date	11.12.2023
Zeichner/Drafter	SRM	File	4402330.dwg

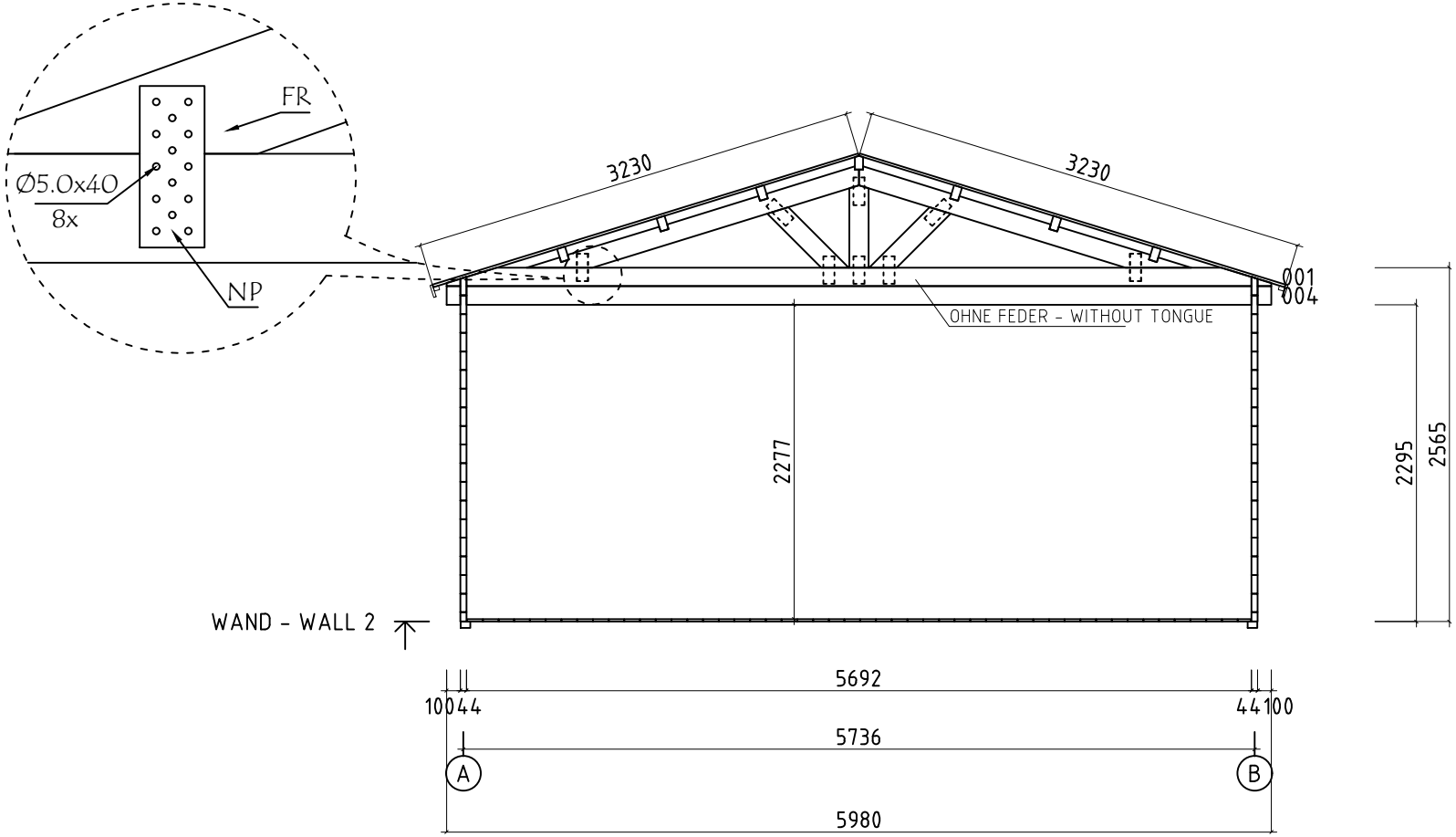

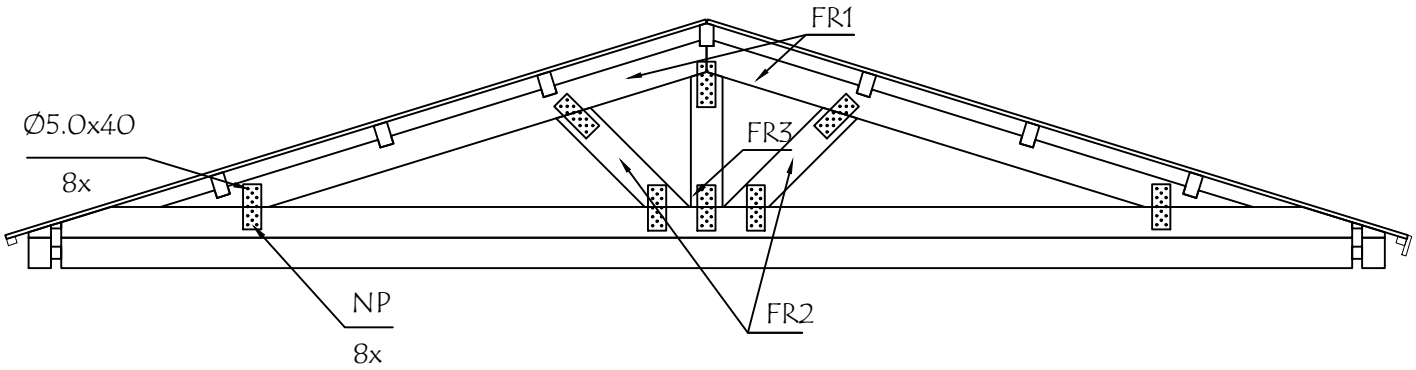

Model	4402330	Seite/Page	10
Zeichnung/Drawing	WAND - WALL 2	Maßstab/Scale	1:50
Profil/Profile	44x135	Datum/Date	11.12.2023
Zeichner/Drafter	SRM	File	4402330.dwg

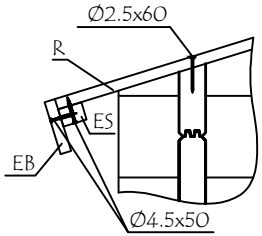

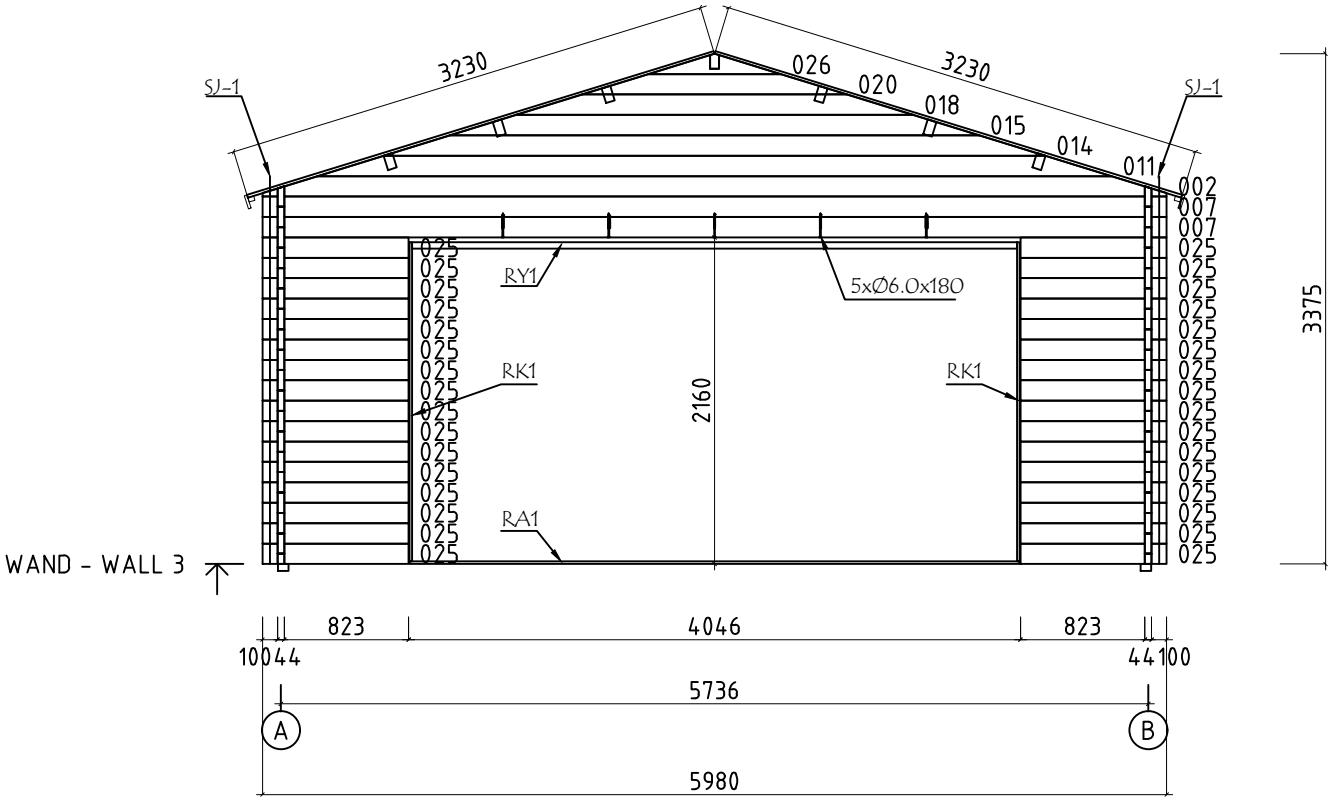

Model	4402330	Seite/Page	11
Zeichnung/Drawing	WAND - WALL 3	Maßstab/Scale	1:50
Profil/Profile	44x135	Datum/Date	11.12.2023
Zeichner/Drafter	SRM	File	4402330.dwg

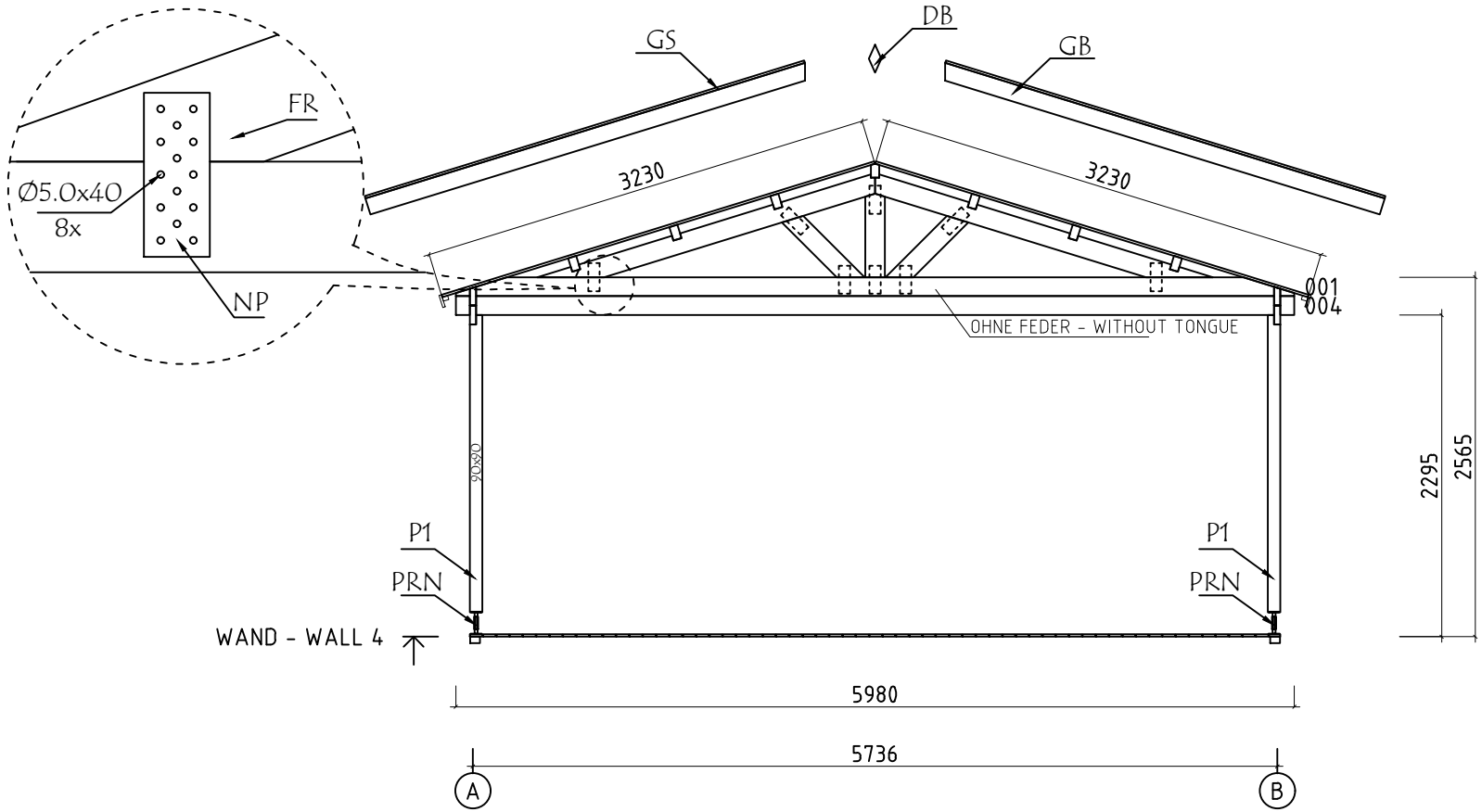

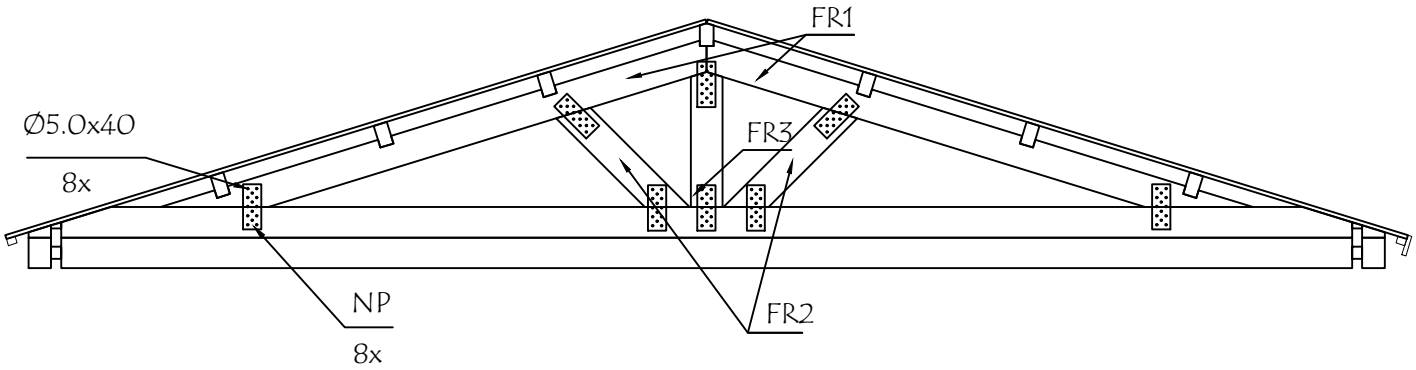

Model	4402330	Seite/Page	12
Zeichnung/Drawing	WAND - WALL 4	Maßstab/Scale	1:50
Profil/Profile	44x135	Datum/Date	11.12.2023
Zeichner/Drafter	SRM	File	4402330.dwg

Pos	Bestimmung-Specification 4402330	Stck. Pcs.	Profil Profile (mm)	Länge Length (mm)
001	OHNE FEDER - WITHOUT TONGUE 17° 100 5692 100 17°	2	44x135	5980
003	100 5692 100	1	44x68	5980
004	100 5692 100	13	44x135	5980
005	100 5692 100	1	44x135	5980
006	100 5692 100	1	44x135	5980
007	100 5692 100	20	44x135	5980
008	100 5692 100	1	44x135	5980
009	5836 100	1	44x135	5980
010	2824 2824 100	2	44x135	5858
012	300 1956 2824	1	44x135	5190
013	300 1956 2824	1	44x135	5190
016	2824 200	1	44x135	3090
017	2824 200	1	44x135	3090
019	100 1956	2	44x135	2122
021	1257 100	15	44x135	1401
022	1257 100	1	44x68	1401
023		18	44x135	1358
024		1	44x68	1358
025	823 100	32	44x135	967
027	657 100	21	44x135	801
028	100 657	1	44x68	801
W1-1 W3-1	17° 17° 936 026 020 018 015 014 011 002 5980	1 1	44x936	5980

Model	4402330	Datum/Date	11.12.2023	Seite/Page	1/5

Pos	Bestimmung-Specification 4402330	Stck. Pcs.	Profil Profile (mm)	Länge Length (mm)
SH	SCHLAGHOLZ - HAMMER BLOCK 44 MM	2	44X135	300
FBI1	FUNDAMENTHOLZ (IMM) - FOUNDATION BEAM (IMM)	2	70x45	2023
FBI2	FUNDAMENTHOLZ (IMM) - FOUNDATION BEAM (IMM)	2	70x45	5750
FBI3	FUNDAMENTHOLZ (IMM) - FOUNDATION BEAM (IMM)	15	70x45	5635
P1	PFOSTEN - POST	2	90x90	2120
TB1	SICHTSCHUTZZAUN - LATTICE	4	916x70	2050
FR1	DACHBALKEN - ROOF BEAM	4	140x43	2510
FR2	DACHBALKEN - ROOF BEAM	4	140x43	693
FR3	DACHBALKEN - ROOF BEAM	2	140x43	596
RB1	DACHBALKEN - ROOF BEAM 300 1956	4	70x140	2322
RB2	DACHBALKEN - ROOF BEAM 2846 2824 200	4	70x140	5958
RB3	DACHBALKEN - ROOF BEAM 300 1956 2846	2	70x140	5190
RB4	DACHBALKEN - ROOF BEAM 2846 200	2	70x140	3090
RB5	DACHBALKEN - ROOF BEAM 300 1956 2846	1	70x140	5190
RB6	DACHBALKEN - ROOF BEAM 2846 200	1	70x140	3090
R-1	DACHBRETTER - ROOF BOARDS 88mm or-oder 114mm	190+2 146+2	88x18 114x18	3230
F-1	FUSSBODENBRETTER-FLOOR BOARDS 88mm or-oder 114mm	65+1 50+1	88x18 114x18	5050
F-2	FUSSBODENBRETTER-FLOOR BOARDS 88mm or-oder 114mm	65 50	88x18 114x18	635
T-1	TERRASSENBRETTER (IMM) - TERRACE BOARDS (IMM)	61+1	90x18	2000
FF-1	FUSSBODENLEISTEN FLOOR STRIPS		18x35	20.0 lfm/rm
GB1-1	GIEBELLEISTE - GABLE MOULDING	4	18x120	3280
EB2-1	TRAUFENBRETTER - EAVES BOARD	4	18x90	4140

Pos	Bestimmung-Specification 4402330	Stck. Pcs.	Profil Profile (mm)	Länge Length (mm)
ES-1	TRAUFENLEISTE - EAVES STRIPS	4	30x40	4140
GS-1	GIEBELDECKLEISTE - GABLE COVER STRIPS	4	18x70	3280
DB	GIEBELSEGMENT - GABLE DIAMOND	2	18x90	200
SJ-1	GEWINDESTANGE M10 - TREADED ROD M10	4		2500
RCM	DACHBALKEN BEFESTIGUNGSMETALLE M6 200MM - ROOFBEAMS CONNECTING METAL M6 200MM	7		
HS	SCHRAUBEN FÜR GIEBELSEGMENT - SCREW FOR GABLE DIAMOND / DB	4	Ø3.5x35	
HS1	CHRAUBEN FÜR WANDBOHLEN BEFESTIGUNG METALLESCREW - SCREWS FOR WALLBEAMS CONNECTING METAL / WBM	16	ø3.5x35	
HS	SCHRAUBEN FÜR STAHL ECKE - SCREWS FOR STEEL CORNER / SC	16	Ø3.5x35	
HS	SCHRAUBEN FÜR RAHMEN VERTIKAL - SCREWS FOR FRAME STILES / RK	12	Ø3.5x50	
HS	SCHRAUBE FÜR DECKUNGSPROFIL - SCREW FOR COVERING MOULDING / PSV,PVV,PSH,PVH	48	Ø3.5x50	
HS	SCHRAUBEN FÜR GIEBELLEISTE - SCREWS FOR GABLE MOULDING / GB	40	Ø4.5x50	
HS	SCHRAUBEN FÜR TRAUFENBRETTER - SCREWS FOR EAVES BOARD / EB	40	Ø4.5x50	
HS	SCHRAUBEN FÜR TRAUFENLEISTE - SCREWS FOR EAVES STRIPS / ES	40	Ø4.5x50	
HS	SCHRAUBEN FÜR GIEBELDECKLEISTEN - SCREWS FOR GABLE COVER STRIPS / GS	24	Ø4.5x50	
HS	SCHRAUBEN FÜR PFOSTEN - SCREWS FOR POST / P	4	Ø4.5x70	
HS	SCHRAUBEN FÜR SICHTSCHUTZZAUN - SCREWS FOR LATTICE / TB	32	Ø4.5x70	
HS	SCHRAUBEN FÜR 1. BOHLENREIHE - SCREWS FOR 1. WALL BEAM	11	Ø5.0x100	
HS	SCHRAUBEN FÜR FUNDAMENTHOLZ - SCREWS FOR FOUNDATION BEAM / FBI	60	Ø5.0x120	
HS	SCHRAUBEN FÜR GIEBEL - SCREW FOR GABLE / W	28	Ø5.0x120	
HS	SCHRAUBEN FÜR ANSCHLUSSPLATTE - SCREWS FOR CONNECTING PLATE / NP	128	Ø5x40	
HS	SCHRAUBEN FÜR DACHBALKEN - SCREWS FOR ROOF BEAM / RB	35	Ø6x160	
HS	SCHRAUBEN FÜR Pos. - SCREWS FOR Pos. 007	5	Ø6x180	
HS	SCHRAUBEN FÜR STAHL ECKE - SCREWS FOR STEEL CORNER / SC	4	Ø6x45	

Pos	Bestimmung-Specification 4402330	Stck. Pcs.	Profil Profile (mm)	Länge Length (mm)
HS	SCHRAUBEN FÜR REGULIERUNGSSCHRAUBE FÜR PFOSTEN - SCREWS FOR POST HEIGHT ADJUSTMENT / PRN	16	Ø6x45	
NF	NÄGEL FÜR DACHBRETTER - NAILS FOR ROOF BOARDS / R	1460	Ø2.5x60	
NF	NÄGEL FÜR FUSSBODENBRETTER - NAILS FOR FLOOR BOARDS / F	1100	Ø2.5x60	
NF	NÄGEL FÜR TERRASSENBRETTER - NAILS FOR TERRACE BOARDS / T	610	Ø2.5x60	
NF	NÄGEL FÜR FUSSBODENLEISTE - NAILS FOR FLOOR STRIPS / FF	50	Ø2x40	
NP	ANSCHLUSSPLATTE - CONNECTING PLATE	16	80x200	
KL	SCHEIBE FÜR STAHL ECKE - WASHER FOR STEEL CORNER / SC	4	M6x18	
WBM2	WANDBOHLEN BEFESTIGUNG METALLE - WALLBEAMS CONNECTING METAL	4	25x25	
SC	SCHIEBEREGLER FÜR WAND - SLIDING WALL TIE	4	35x35x130	
PRN	REGULIERUNGSSCHRAUBE FÜR PFOSTEN - POST HEIGHT ADJUSTMENT	2		
AST_PRE	FENSTER - WINDOW 1600 800 800 2120 FESTSTEHEND/FIXED ø4.5x50 A-A 18x70 INNEN – INSIDE	2	800x2120	
AST_PRE	FENSTER - WINDOW 800 2120 DIN RECHTS/RIGHT HANDED	1	800x2120	
AST_PRE	FENSTER - WINDOW 1500 500	2	1500x500	

Pos	Bestimmung-Specification 4402330	Stck. Pcs.	Profil Profile (mm)	Länge Length (mm)
ALU	TÜR - DOOR DIN RECHTS/RIGHT HANDED	1	4000x2067	

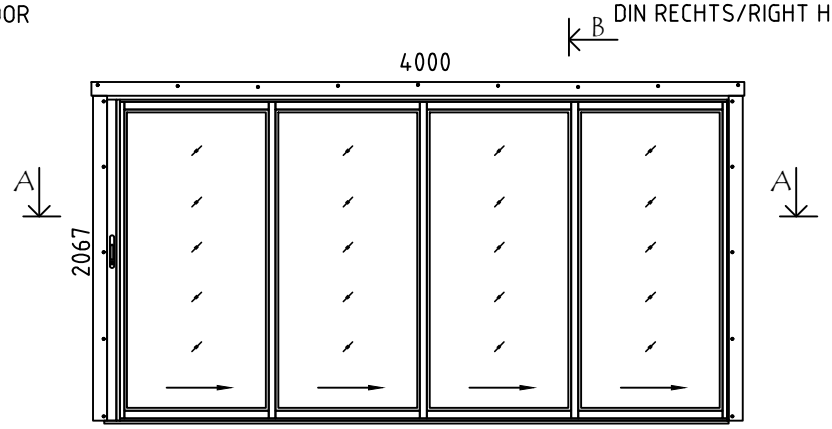

A-A

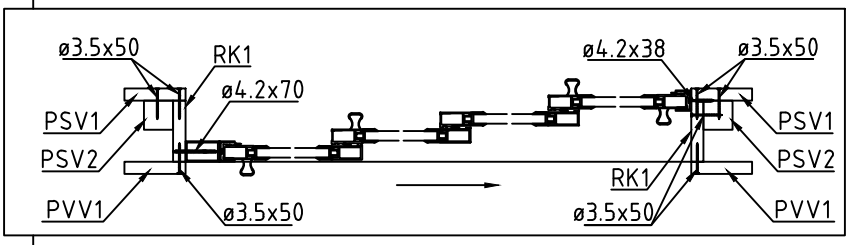

B-B

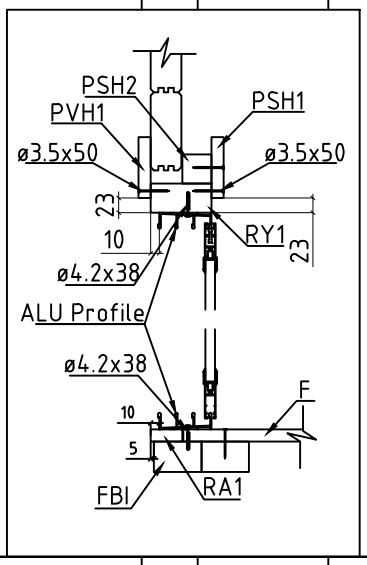

RA1	EXTRA FUNDAMENTHOLZ (IMM) - EXTRA FLOOR JOIST (IMM)	1	18x43	4036
RK1	RAHMEN VERTIKAL - JAMBS	2	18x90	2110
PSH1	INNEN HORIZONTALE TÜRBOARDS - HORIZONTAL ARCHITRAVE (INSIDE)	1	90x18	4200
PSH2	INNEN HORIZONTALE TÜRBOARDS - HORIZONTAL ARCHITRAVE (INSIDE)	1	43x43	4122
PSV1	INNEN VERTIKAL TÜRBOARDS - VERTICAL ARCHITRAVE (INSIDE)	2	90x18	2090
PSV2	INNEN VERTIKAL TÜRBOARDS - VERTICAL ARCHITRAVE (INSIDE)	2	43x43	2110
PVH1	AUSSEN HORIZONTALE TÜRBOARDS - HORIZONTAL ARCHITRAVE (OUTSIDE)	1	90x18	4200
PVV1	AUSSEN VERTIKAL TÜRBOARDS - VERTICAL ARCHITRAVE (OUTSIDE)	2	90x18	2090
RY1	RAHMEN OBEN- HEAD	1	43x90	4000
✂	BITTE SELBER ANPASSEN (FALLS NÖTIG)! - CUT INTO LENGTH ON SITE (IF NEEDED)!			