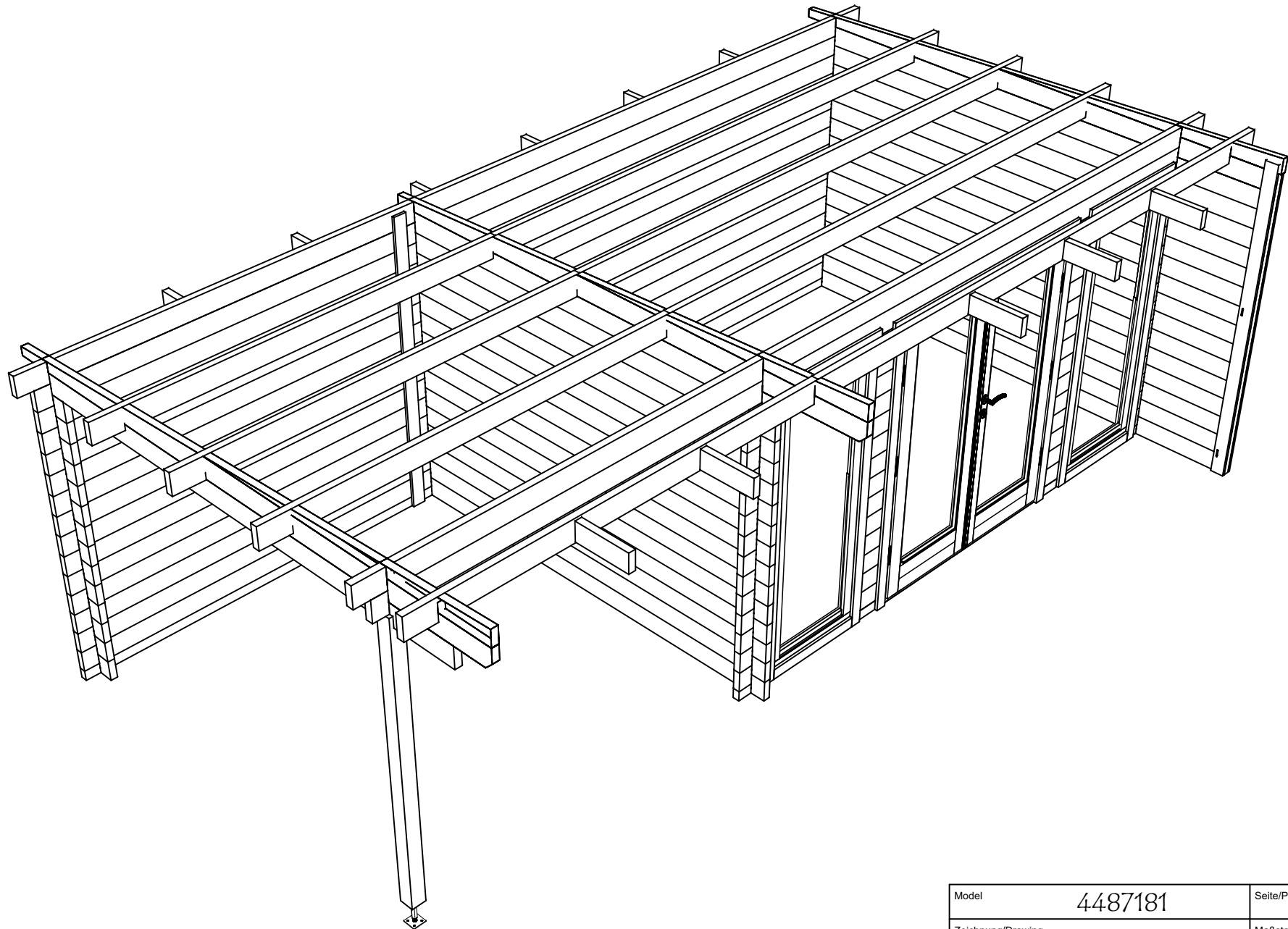
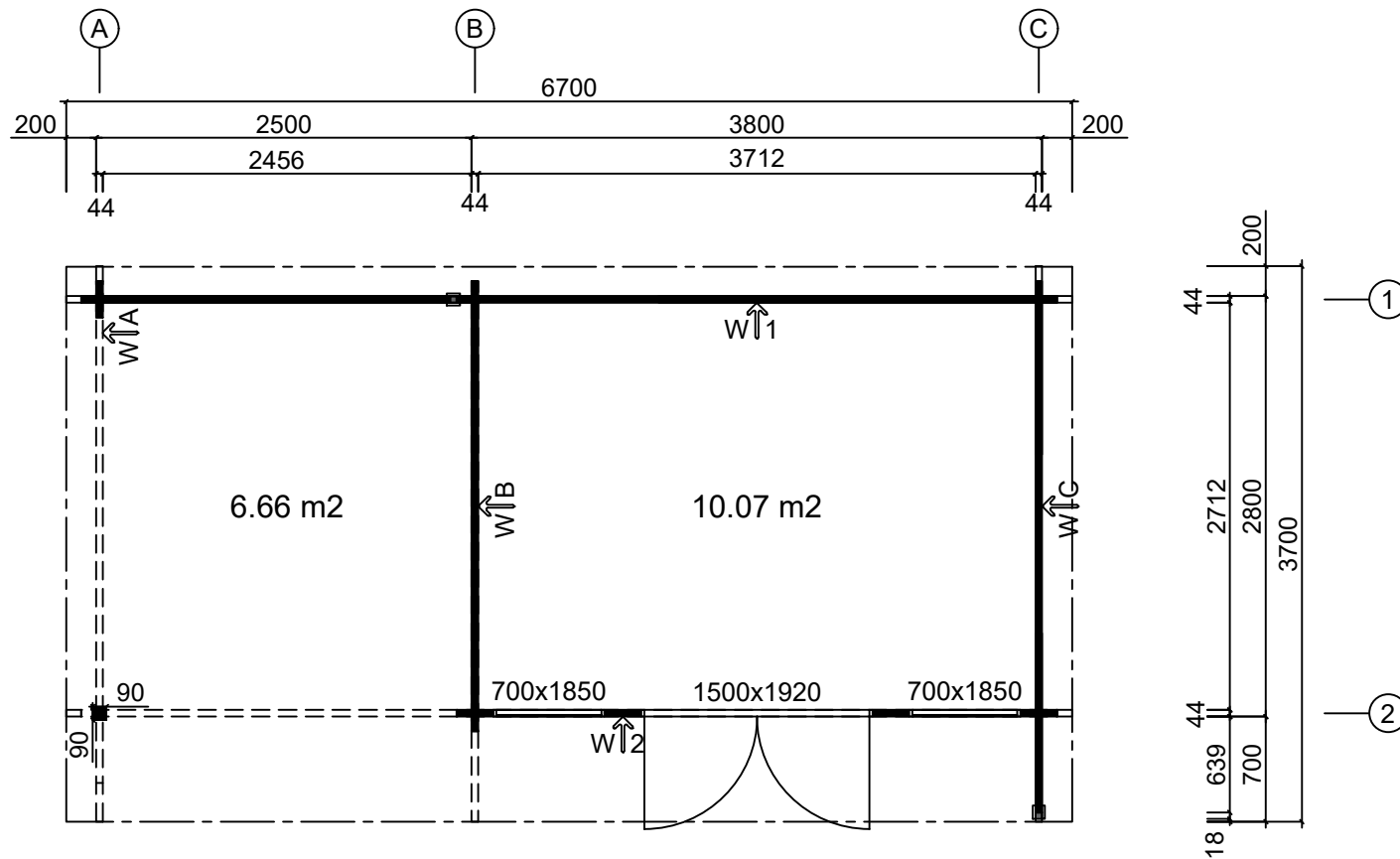


Model	4487181	Seite/Page	1
Zeichnung/Drawing	3D	Maßstab/Scale	
Profil/Profile	44x135	Datum/Date	17.02.2026
Zeichner/Drafter	SRM	File	4487181.dwg



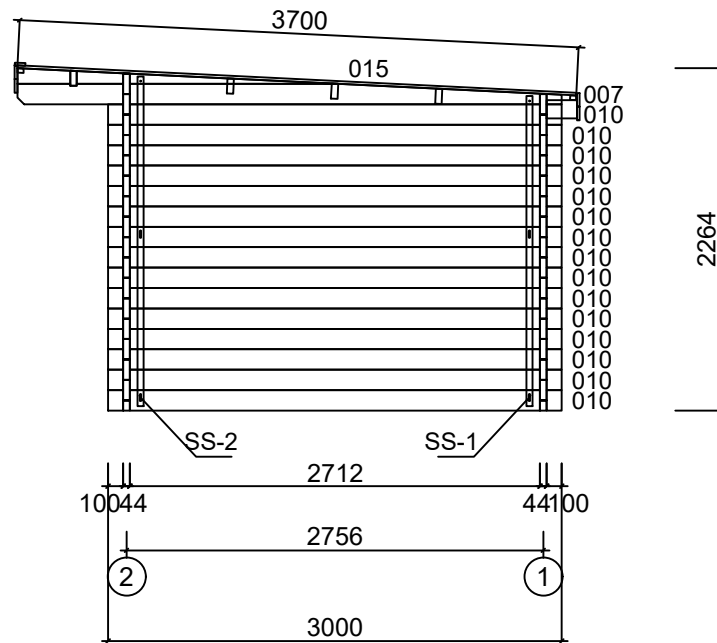
Model	4487181	Seite/Page	2
Zeichnung/Drawing	3D	Maßstab/Scale	
Profil/Profile	44x135	Datum/Date	17.02.2026
Zeichner/Drafter	SRM	File	4487181.dwg

H = 1.700 m
 TOTAL: 16.73 m²

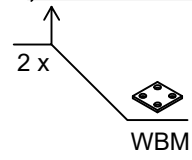
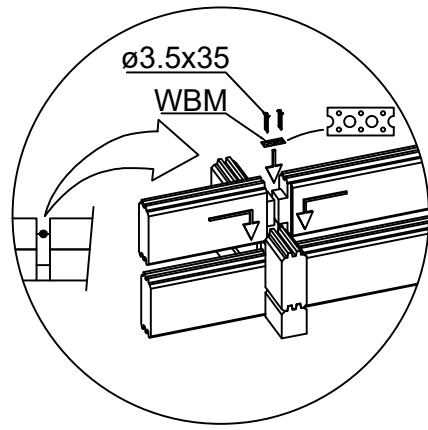
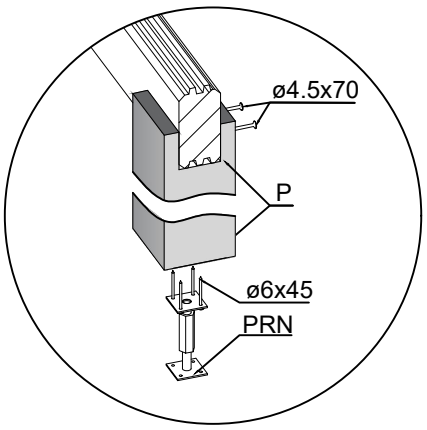
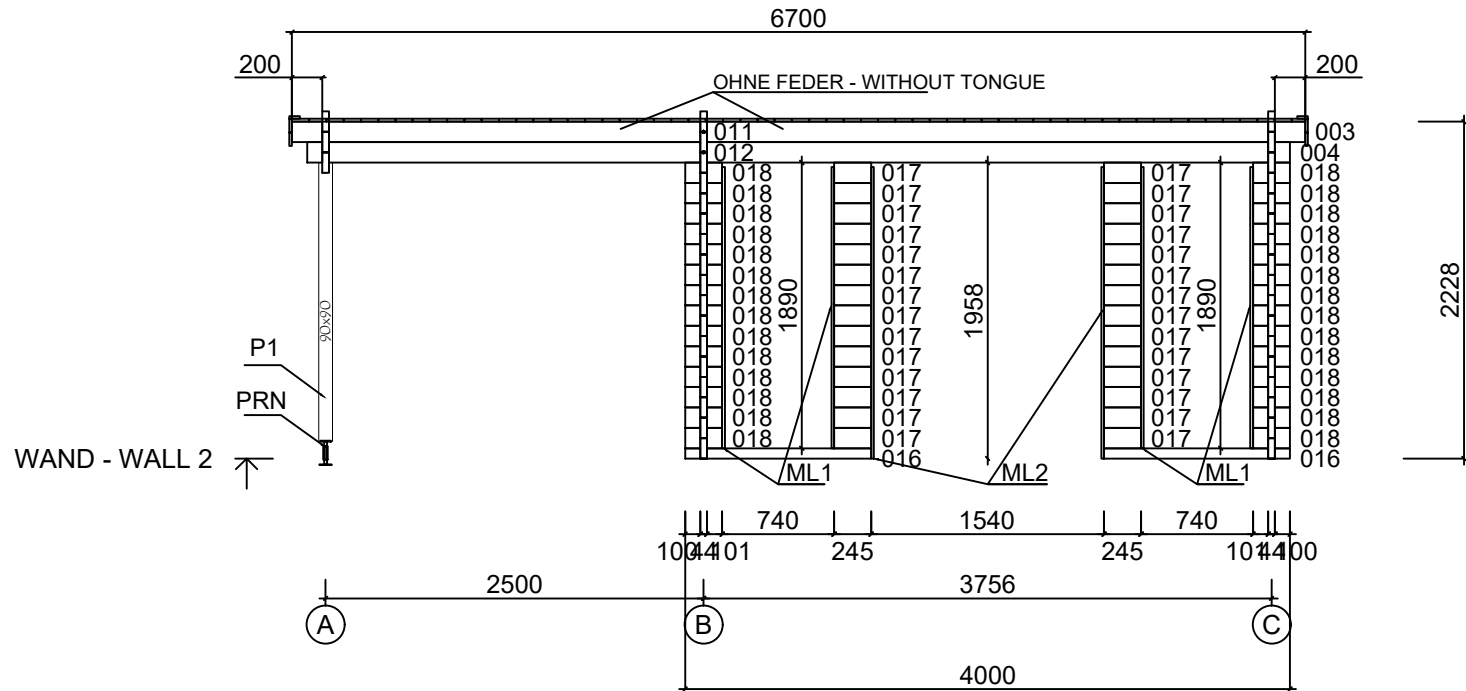


Model	4487181	Seite/Page	3
Zeichnung/Drawing	GRUNDPLAN - GRUNDPLAN	Maßstab/Scale	1:50
Profil/Profile	44x135	Datum/Date	17.02.2026
Zeichner/Drafter	SRM	File	4487181.dwg

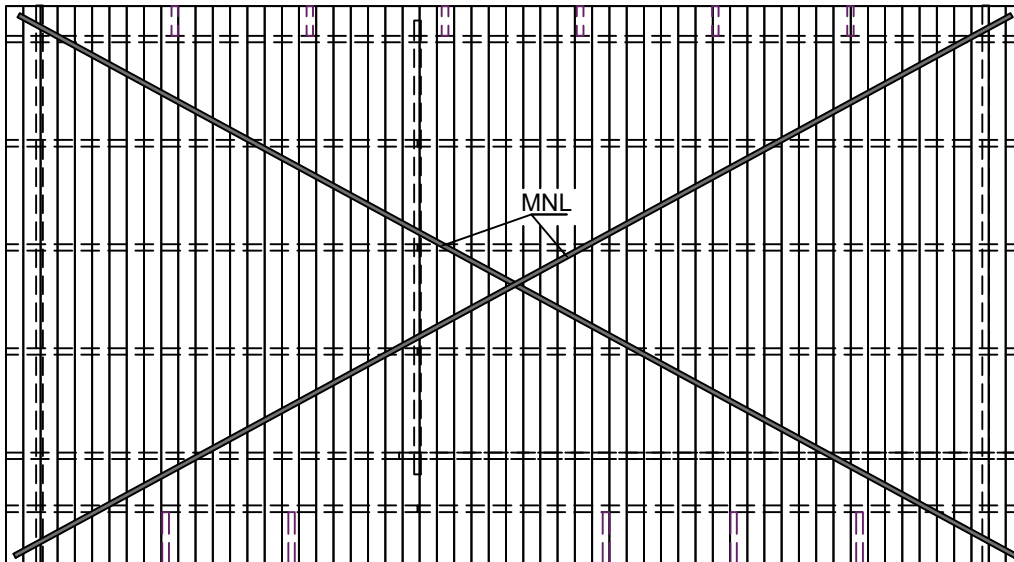
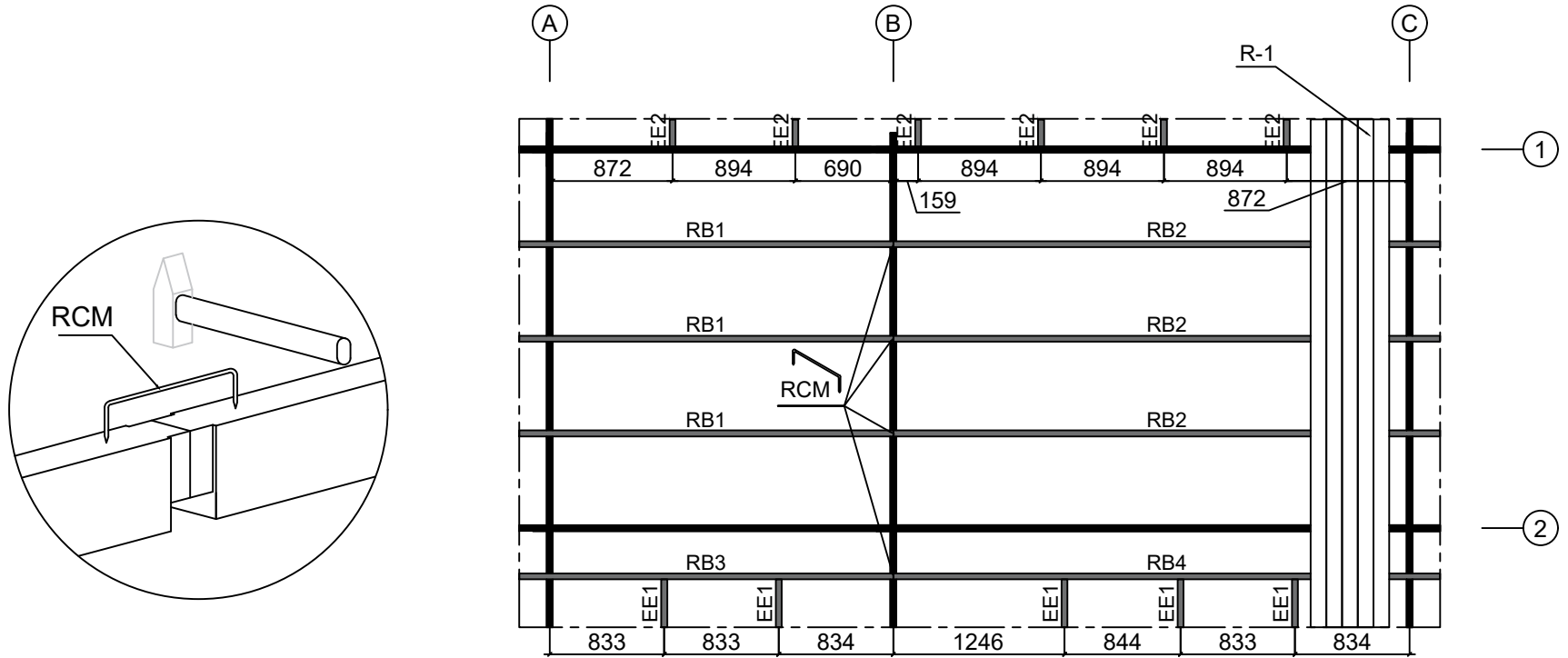
WAND - WALL B ↗



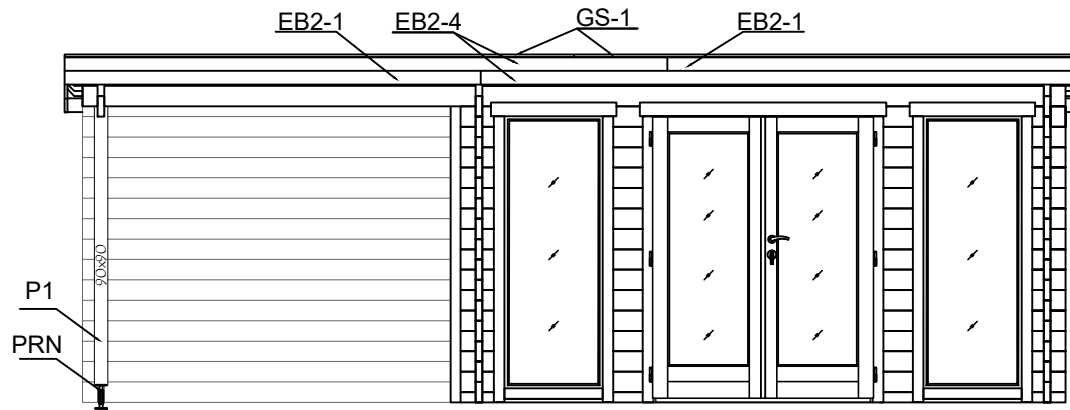
Model	4487181	Seite/Page	5
Zeichnung/Drawing	WAND - WALL B	Maßstab/Scale	1:50
Profil/Profile	44x135	Datum/Date	17.02.2026
Zeichner/Drafter	SRM	File	4487181.dwg



Model	4487181	Seite/Page	8
Zeichnung/Drawing	WAND - WALL 2	Maßstab/Scale	1:50
Profil/Profile	44x135	Datum/Date	17.02.2026
Zeichner/Drafter	SRM	File	4487181.dwg

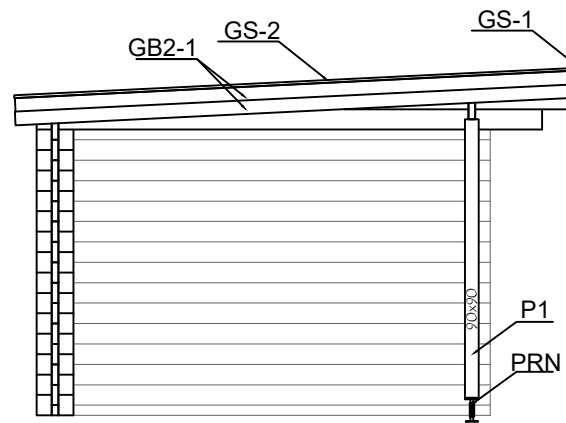


Model	4487181	Seite/Page	9
Zeichnung/Drawing	DACH-PLAN - ROOF PLAN	Maßstab/Scale	1:50
Profil/Profile	88x18 oder-or 114x18 / 43x140	Datum/Date	17.02.2026
Zeichner/Drafter	SRM	File	4487181.dwg



VORDERANSICHT – FRONT VIEW

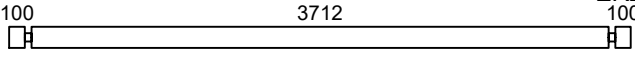
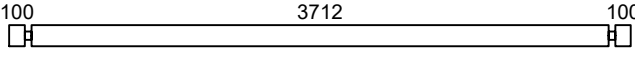

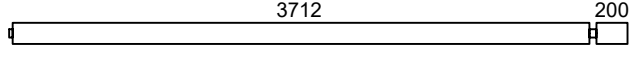

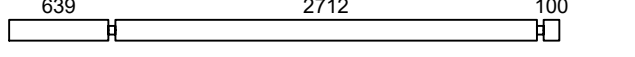

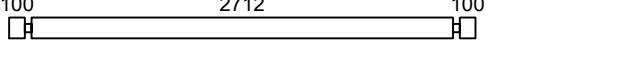
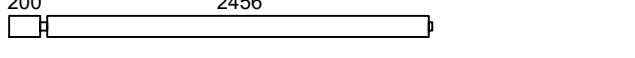










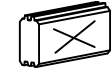
SCALE: NOT TO SCALE











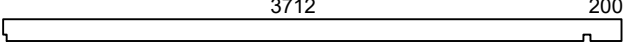


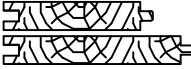

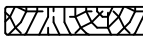
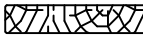
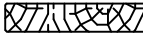
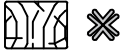


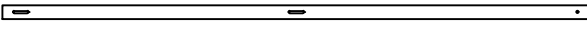
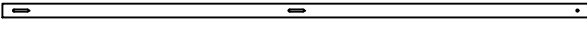












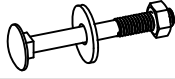



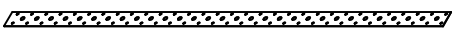
SEITENANSICHT (LINKS) – SIDE VIEW (LEFT)

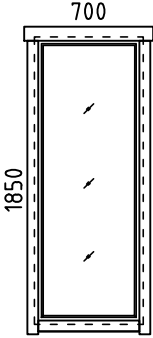
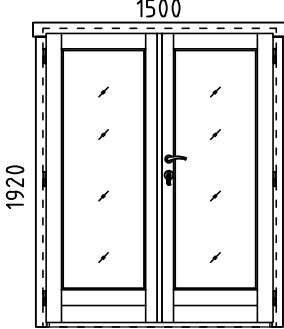
SCALE: NOT TO SCALE

Model	4487181	Seite/Page	10
Zeichnung/Drawing	ANSICHTEN - VIEWS	Maßstab/Scale	1:50
Profil/Profile	44x135	Datum/Date	17.02.2026
Zeichner/Drafter	SRM	File	4487181.dwg

Pos	Stückliste - Specification 4487181	Stck. Pcs.	Profil Profile (mm)	Länge Length (mm)	
EX1	100 3712 100 	1	44x135	4000	
001	100 3712 100 	14	44x135	4000	
002	100 3712 100 	1	44x68	4000	
003	3712 200 OHNE FEDER - WITHOUT TONGUE 	2	44x135	3978	
004	3712 100 	1	44x135	3878	
008	639 2712 100 	15	44x135	3539	
009	443 2712 100 	1	44x135	3343	
010	100 2712 100 	15	44x135	3000	
011	200 2456 OHNE FEDER - WITHOUT TONGUE 	2	44x135	2722	
012	100 2456 	1	44x135	2622	
013	100 2313 	14	44x135	2457	
014	100 2313 	1	44x68	2457	
016	1086 100 	2	44x68	1230	
017		28	44x135	245	
018	10001 	28	44x135	245	
019	10000 	14	44x135	244	
WA-1	239 015 3° 005 3700 	1	44x239	3700	
WB-1	239 015 3° 007 3600 	1	44x239	3600	
WC-1	239 015 3° 006 3700 	1	44x239	3700	
SH	SCHLAGHOLZ - HAMMER BLOCK 44 MM 	2	44x135	300	
Model	4487181	Datum/Date	17.02.2026	Seite/Page	1/4

Pos	Stückliste - Specification 4487181		Stck. Pcs.	Profil Profile (mm)	Länge Length (mm)
EE1	TRAUELEMENTESTÜTZEN - EAVES ELEMENT SUPPORT 		5	43x120	350
EE2	TRAUELEMENTESTÜTZEN - EAVES ELEMENT SUPPORT 		6	43x120	200
ED1	DECKENLEISTEN - COVERING BOARD 		2	90x18	2220
FS1	BEFESTIGUNGSLEISTE - FIXING SLAT 		1	43x43	2160
ML1	ZIERLEISTEN - FASCIA BOARDS 		4	18x44	1860
ML2	ZIERLEISTEN - FASCIA BOARDS 		2	18x44	1930
P1	PFOSTEN - POST 		1	90x90	1850
BT1	DECKENLEISTEN - COVERING BOARD 		2	90x18	2060
TG1	WANDANSCHLUSSLEISTEN - WALL CONNECTION SLAT 		1	43x43	1930
RB1	DACHBALKEN - ROOF BEAM 200 2456 		3	43x140	2722
RB2	DACHBALKEN - ROOF BEAM 3712 200 		3	43x140	3978
RB3	DACHBALKEN - ROOF BEAM 200 2456 		1	43x140	2722
RB4	DACHBALKEN - ROOF BEAM 3712 200 		1	43x140	3978
R-1	DACHBRETT - ROOFBOARD	88mm or-oder 114mm 	77+1 59+1	88x18 114x18	3700
GB2-1	GIEBELLEISTE - GABLE MOULDING	2.8° 	4	18x90	3750
EB2-1	TRAUFENBRETTER - EAVES BOARD		2	18x90	2750
EB2-2	TRAUFENBRETTER - EAVES BOARD		4	18x90	3350
EB2-3	TRAUFENBRETTER - EAVES BOARD		2	18x90	3986
ES-1	TRAUFENLEISTE - EAVES STRIPS		4	30x40	3350
GS-1	GIEBELDECKLEISTE - GABLE COVER STRIPS		2	18x70	3368
GS-2	GIEBELDECKLEISTE - GABLE COVER STRIPS		2	18x70	3700
SS-1	STURMLEISTE - STORM PROTECTION		2	18x35	2050
SS-2	STURMLEISTE - STORM PROTECTION		2	18x35	2180
Model	4487181		Datum/Date	17.02.2026	Seite/Page 2/4

Pos	Stückliste - Specification 4487181		Stck. Pcs.	Profil Profile (mm)	Länge Length (mm)
RCM	DACHBALKEN BEFESTIGUNGSMETALLE M6 200MM - ROOFBEAMS CONNECTING METAL M6 200MM		4		
HS1	SCHRAUBEN FÜR WANDBOHLN BEFESTIGUNG METALLESREW - SCREWS FOR WALLBEAMS CONNECTING METAL WBM		12	ø3.5x35	
HS12	SCHRAUBEN FÜR ZIERLEISTEN - SCREWS FOR FASCIA BOARDSE / ML		172	Ø3.5x40	
HS14	SCHRAUBE FÜR DACHLEISTE - SCREW FOR ROOF TRIM / ED	14 	198	Ø3.5x50	
	SCHRAUBEN FÜR GIEBELLEISTE - SCREWS FOR GABLE MOULDING / GB	56			
	SCHRAUBEN FÜR TRAUFBRETT - SCREWS FOR EAVES BOARD / EB	76			
	SCHRAUBEN FÜR TRAUFBRETT - SCREWS FOR EAVES STRIPS / ES	32			
	SCHRAUBEN ZUR MONTAGE DES WANDANSCHLUSSES - SCREWS FOR ASSEMBLING THE WALL CONNECTION / TG	20			
HS36	SCHRAUBEN FÜR BEFESTIGUNGSLEISTE - SCREWS FOR FIXING SLAT / FS	1 	3	Ø4.5x70	
	SCHRAUBEN FÜR PFOSTEN - SCREWS FOR POST / P	2			
HS410	SCHRAUBEN FÜR BLENDESTÜTZEN - SCREWS FOR PARAPET SUPPORT / EE	22 	34	Ø5.0x120	
	SCHRAUBEN FÜR GIEBEL - SCREW FOR GABLE / W	12			
HS511	SCHRAUBEN FÜR DACHBALKEN - SCREWS FOR ROOF BEAM / RB		16	Ø6x160	
HS53	SCHRAUBEN FÜR REGULIERUNGSSCHRAUBE FÜR PFOSTEN - SCREWS FOR POST HEIGHT ADJUSTMENT / PRN		4	Ø6x45	
HS54	SCHRAUBEN FÜR STURMLEISTE - SCREWS FOR STORM PROTECTION / SS		12	Ø6x50	
NF32	NÄGEL FÜR DACHBRETT - NAILS FOR ROOF BOARDS / R	720 	732	Ø2.5x60	
	NÄGEL FÜR STAHLBAND - NAILS FOR STEEL HANGER STRAP / MNL	12			
PP	SCHLOSSCHRAUBEN - WOOD BOLTS M6X100- MUTTER-NUT M6 U - SCHEIBE-WASHER Ø25 - FÜR DECKENLEISTEN - COVERING BOARD / ED		2	M6x100 Ø25	
KL	DICHTSCHEIBE FÜR STURMLEISTE - WASHER FOR STORM PROTECTION / SS		12	M6x18	
WBM2	WANDBOHLN BEFESTIGUNG METALLE - WALLBEAMS CONNECTING METAL		3	25x25	
PRN	REGULIERUNGSSCHRAUBE FÜR PFOSTEN - POST HEIGHT ADJUSTMENT		1		
MNL-1	STAHLBAND - STEEL HANGER STRAP			15,0 lfm/rm	
Model	4487181	Datum/Date	17.02.2026	Seite/Page	3/4

Pos	Stückliste - Specification 4487181	Stck. Pcs.	Profil Profile (mm)	Länge Length (mm)
AST _PRE	FENSTER - WINDOW FESTSTEHEND/FIXED <div style="text-align: center;">  </div>	2	700x1850	
AST _PRE	TÜR - DOOR DIN RECHTS/RIGHT HANDED <div style="text-align: center;">  </div>	1	1500x1920	
✘	BITTE SELBER ANPASSEN (FALLS NÖTIG)! - CUT INTO LENGTH ON SITE (IF NEEDED)!			
Model	4487181	Datum/Date	17.02.2026	Seite/Page 4/4