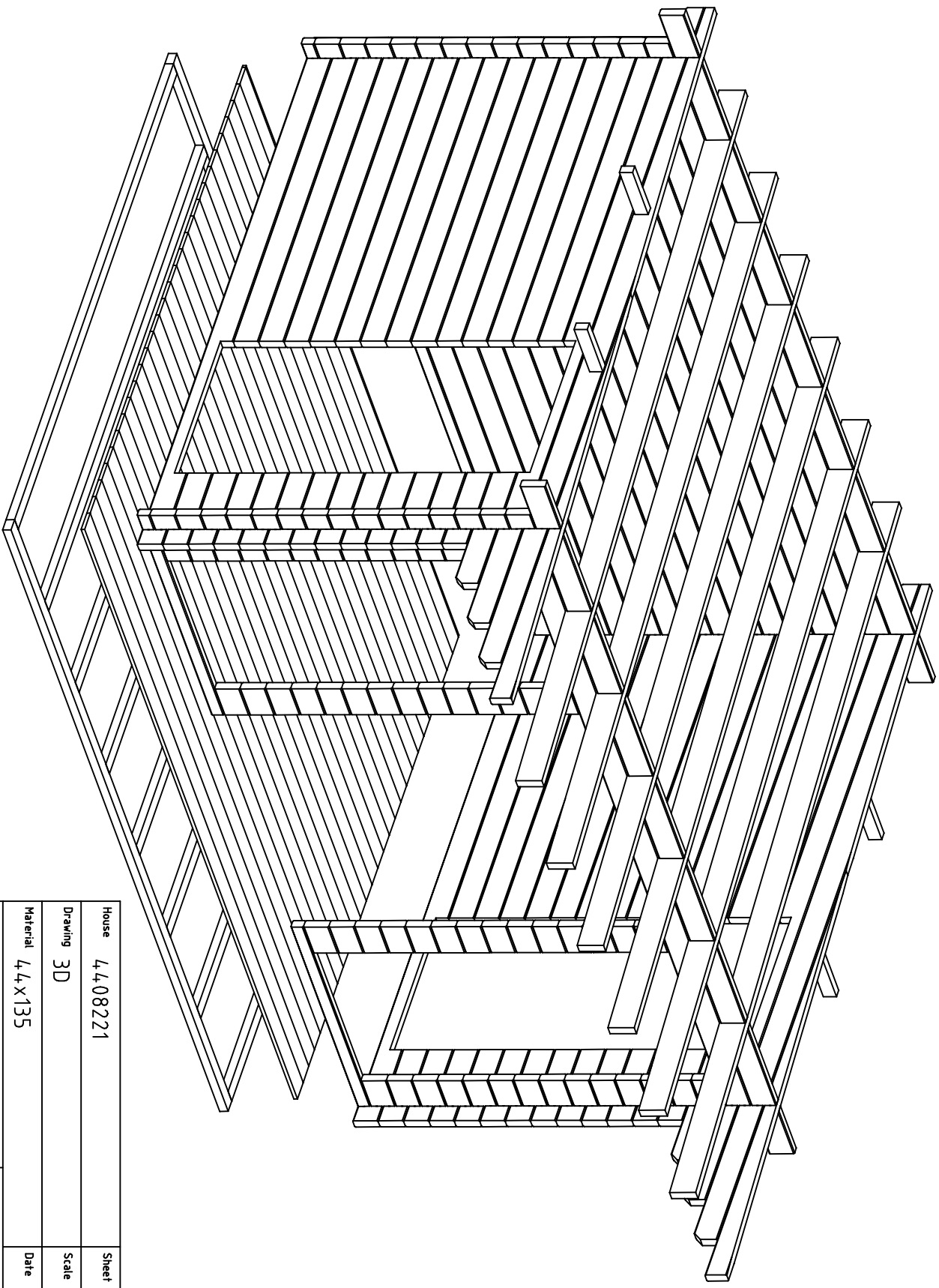
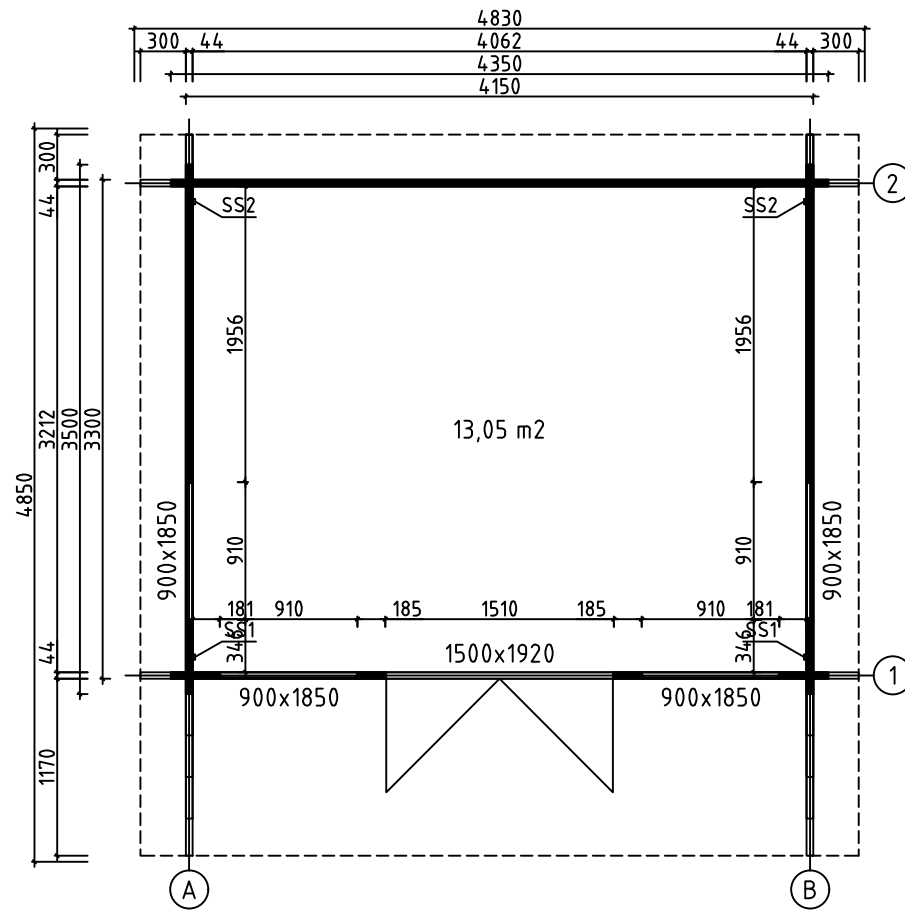


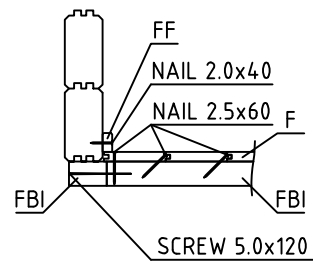
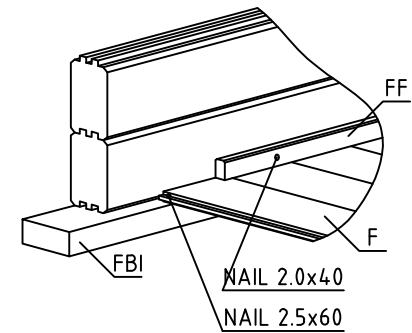
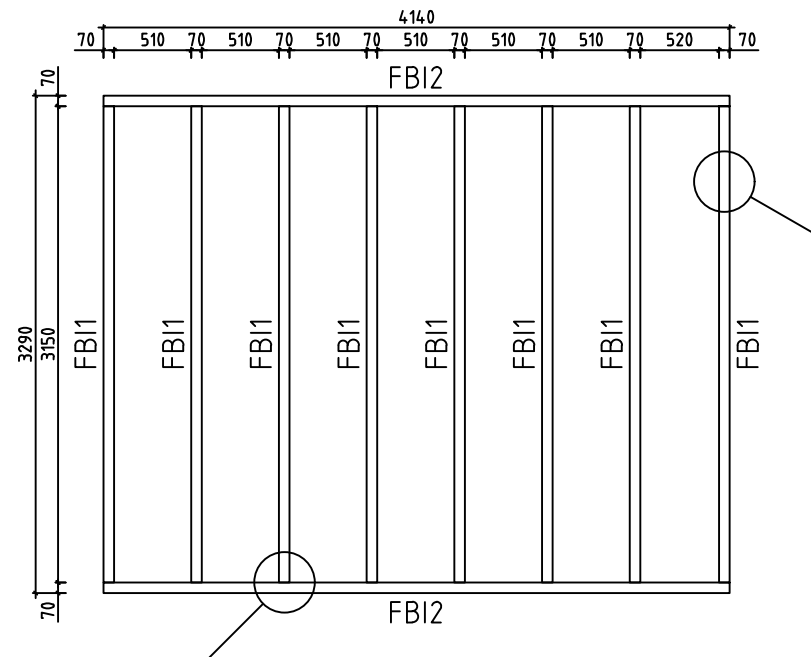
|          |           |       |                  |
|----------|-----------|-------|------------------|
| House    | 4,4,08221 | Sheet | 1                |
| Drawing  | 3D        | Scale |                  |
| Material | 4,4,X135  | Date  | 03.06.2021       |
| Drawer   | RP        | File  | 4,4,08221 3D.dwg |



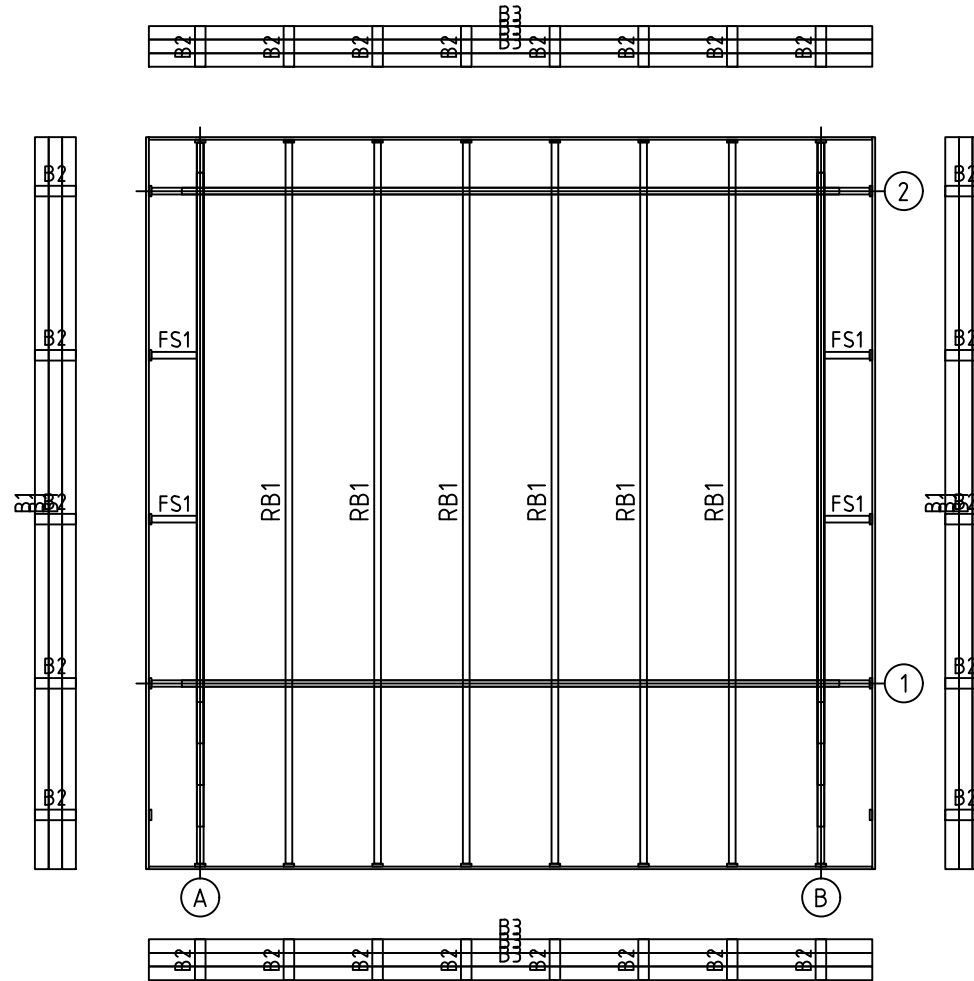
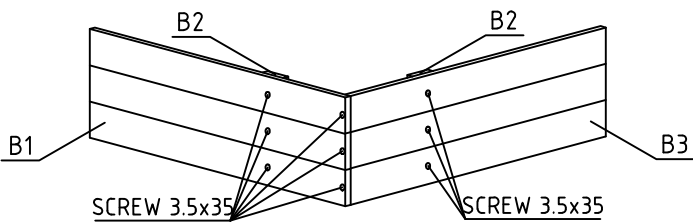
|          |         |       |                 |
|----------|---------|-------|-----------------|
| House    | 4408221 | Sheet | 2               |
| Drawing  | 3D      | Scale |                 |
| Material | 44X135  | Date  | 03.06.2021      |
| Drawer   | RP      | File  | 44.08221 3D.dwg |



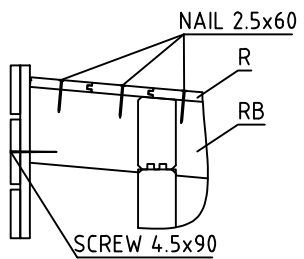
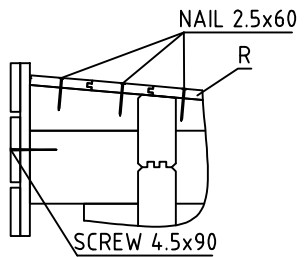
|          |                          |       |             |
|----------|--------------------------|-------|-------------|
| House    | 4408221                  | Sheet | 3           |
| Drawing  | GRUNDPLAN-GRUNDPLAN-PLAN | Scale | 1:50        |
| Material | 44x135                   | Date  | 03.06.2021  |
| Drawer   | RP                       | File  | 4408221.dwg |



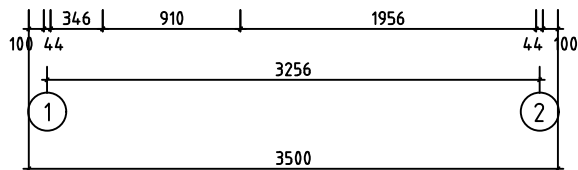
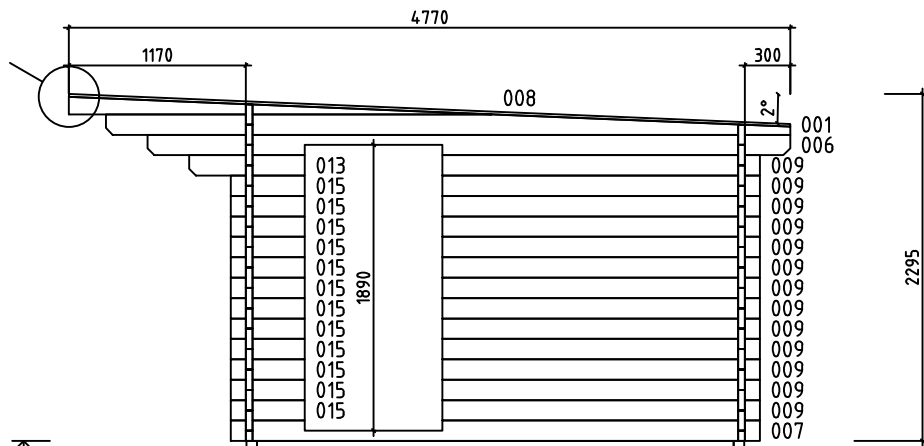
|          |  |       |             |
|----------|--|-------|-------------|
| House    | 4408221                                | Sheet | 4           |
| Drawing  | FLOORBEAMS-FUSSBODENBALKEN-VLOERBALKEN | Scale | 1:50        |
| Material | 70x45                                  | Date  | 03.06.2021  |
| Drawer   | RP                                     | File  | 4408221.dwg |



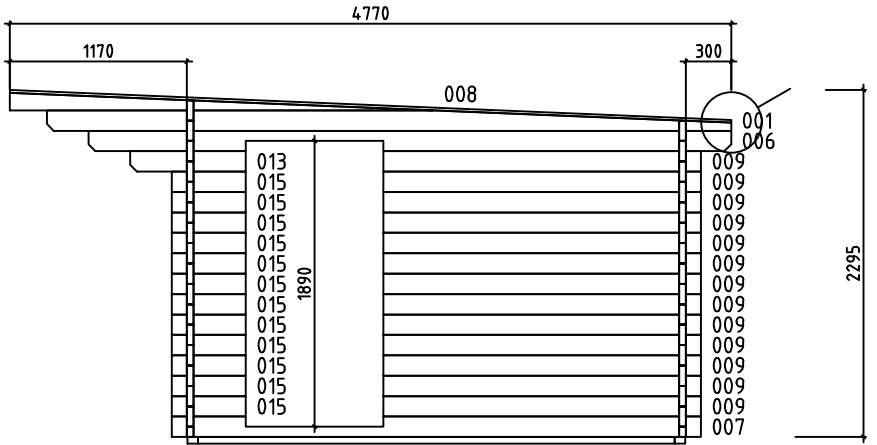
|          |                              |       |             |
|----------|------------------------------|-------|-------------|
| House    | 4408221                      | Sheet | 5           |
| Drawing  | ROOFBEAMS-DACHBALKEN-DAKBALK | Scale | 1:50        |
| Material | 43x140, 45x70, 18x120, 18x70 | Date  | 03.06.2021  |
| Drawer   | RP                           | File  | 4408221.dwg |



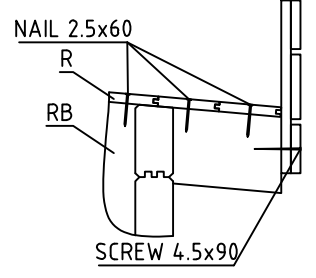
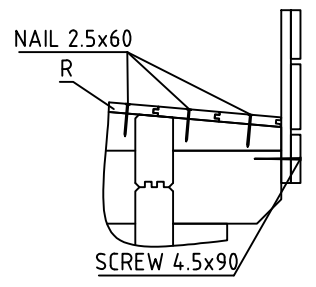
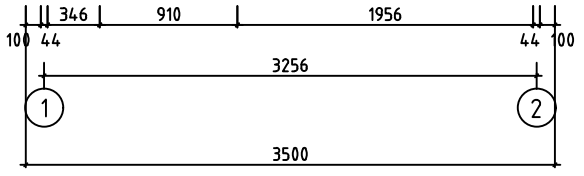
Wall A ↗



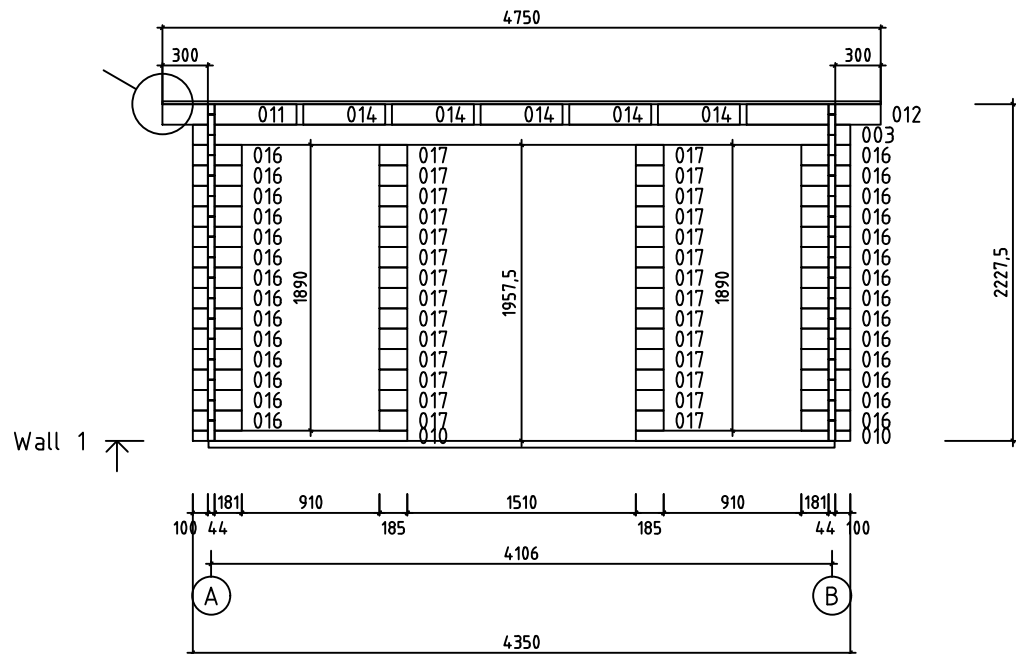
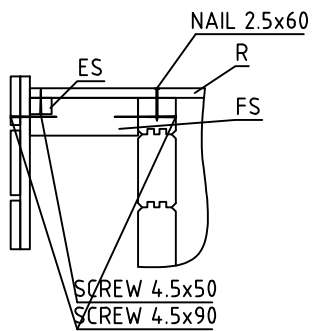
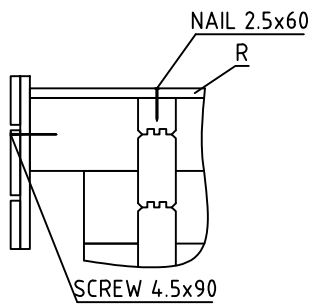
|          |         |       |             |
|----------|---------|-------|-------------|
| House    | 4408221 | Sheet | 6           |
| Drawing  | WALL A  | Scale | 1:50        |
| Material | 44x135  | Date  | 03.06.2021  |
| Drawer   | RP      | File  | 4408221.dwg |



Wall B ↗

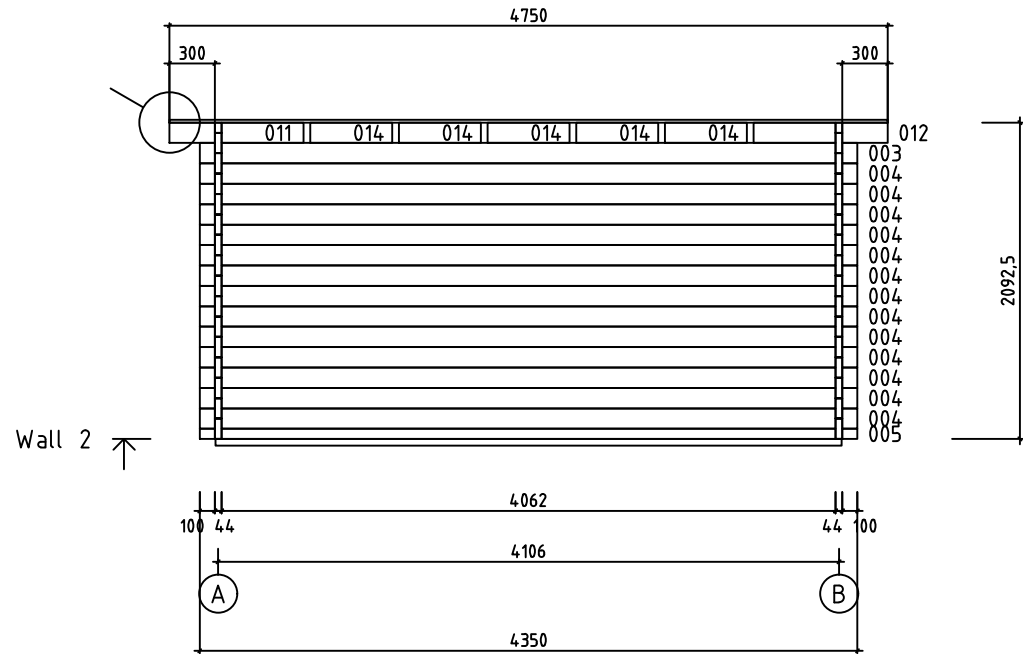
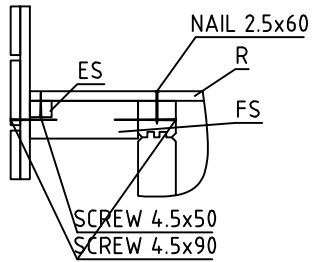
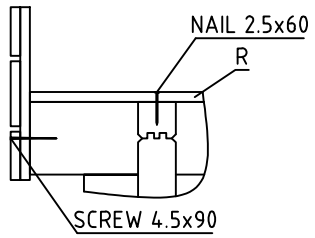


|          |         |       |             |
|----------|---------|-------|-------------|
| House    | 4408221 | Sheet | 7           |
| Drawing  | WALL B  | Scale | 1:50        |
| Material | 44x135  | Date  | 03.06.2021  |
| Drawer   | RP      | File  | 4408221.dwg |




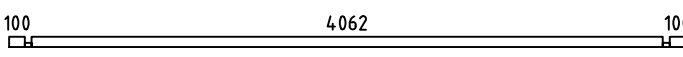
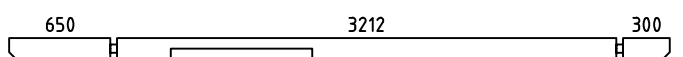

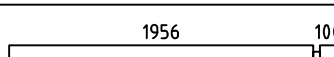

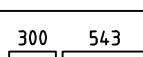

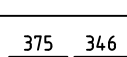




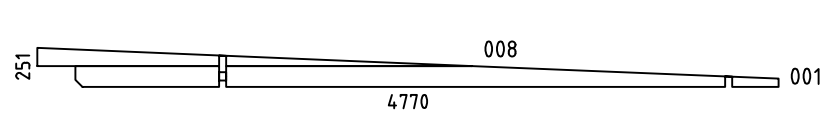


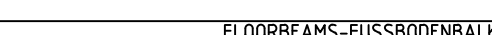

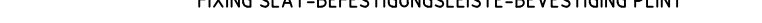






















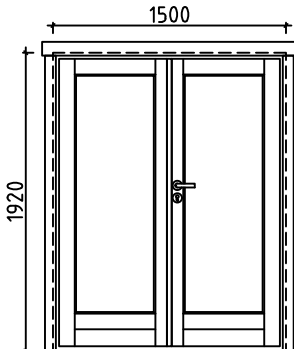
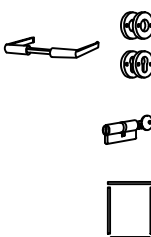
|          |         |       |             |
|----------|---------|-------|-------------|
| House    | 4408221 | Sheet | 8           |
| Drawing  | WALL 1  | Scale | 1:50        |
| Material | 44x135  | Date  | 03.06.2021  |
| Drawer   | RP      | File  | 4408221.dwg |

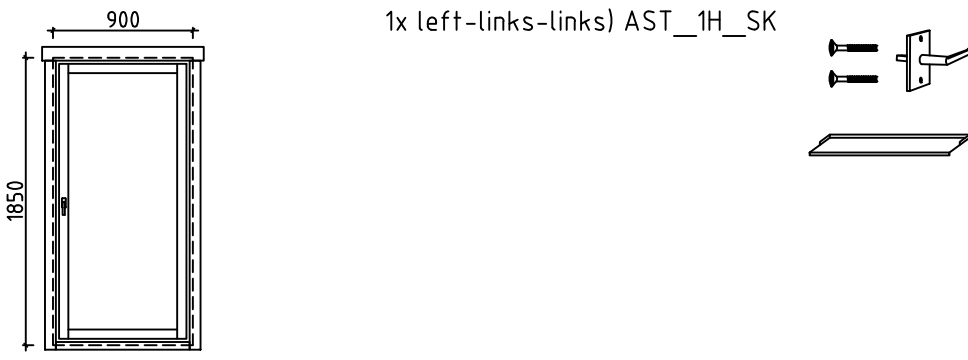
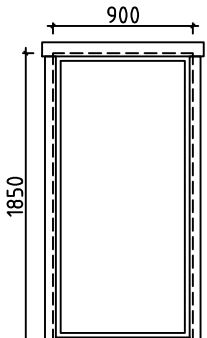




|          |         |       |             |
|----------|---------|-------|-------------|
| House    | 4408221 | Sheet | 9           |
| Drawing  | WALL 2  | Scale | 1:50        |
| Material | 44x135  | Date  | 03.06.2021  |
| Drawer   | RP      | File  | 4408221.dwg |

| Pos          | Specification-Bestimmung-Spécification  | PCS      | Profile (mm) | L (mm)      |       |    |
|--------------|---|----------|--------------|-------------|-------|----|
| 002          | SPARE BEAM-ERZATZBOHLE-VOORRAADPLANK<br>              | 1        | 44x135       | 4350        |       |    |
| 003          |   | PM 2     | 44x135       | 4350        |       |    |
| 004          |   | 13       | 44x135       | 4350        |       |    |
| 005          |   | 1        | 44x68        | 4350        |       |    |
| 006          |   | 2        | 44x135       | 4250        |       |    |
| 007          |   | 2        | 44x135       | 3500        |       |    |
| 009          |    | 26       | 44x135       | 2100        |       |    |
| 010          |    | 2        | 44x68        | 1420        |       |    |
| 011          |    | 2        | 44x135       | 887         |       |    |
| 012          |    | 2        | 44x135       | 887         |       |    |
| 013          |    | 2        | 44x135       | 765         |       |    |
| 014          |   | 10       | 44x135       | 543         |       |    |
| 015          |    | 24       | 44x135       | 490         |       |    |
| 016          |    | 28       | 44x135       | 325         |       |    |
| 017          |    | 28       | 44x135       | 185         |       |    |
| WA-1<br>WB-1 |   | 2        | 44x251       | 4770        |       |    |
| HB           | HIT BLOCK-SCHLAGHÖLZER-BLAZENPLANK<br>             | 2        | 44x135       | 300         |       |    |
| FBI2         | FLOORBEAMS-FUSSBODENBALKEN-VLOERBALKEN<br>           | IMM 2    | 70x45        | 4140        |       |    |
| FBI1         | FLOORBEAMS-FUSSBODENBALKEN-VLOERBALKEN<br>           | IMM 8    | 70x45        | 3150        |       |    |
| FS1          | FIXING SLAT-BEFESTIGUNGSLEISTE-BEVESTIGING PLINT<br> | 4        | 45x70        | 300         |       |    |
| B1           | BOARD-BRETJ-PLANK<br>                               | 6        | 90x18        | 4842        |       |    |
| B3           | BOARD-BRETJ-PLANK<br>                               | 6        | 90x18        | 4786        |       |    |
| B2           | BOARD-BRETJ-PLANK<br>                                | 26       | 70x18        | 270         |       |    |
| RB1          | ROOFBEAMS-DACHBALKEN-DAKBALK<br>                    | 6        | 43x140       | 4780        |       |    |
| House        | 4408221   | Material | File         | 4408221.dwg | Sheet | 10 |

| Pos | Specification-Bestimmung-Spécification  | PCS          | Profile (mm)    | L (mm) |
|-----|---|--------------|-----------------|--------|
| F1  | FLOORBOARD-FUSSBODENBRETT-VLOERPLANK  or-oder-of  | 29+1<br>38+1 | 18x114<br>18x88 | 4055   |
| R1  | ROOFBOARD-DACHBRETT-DAKPLANK  or-oder-of  | 42+1<br>55+1 | 18x114<br>18x88 | 4750   |
| FF1 | FLOOR FILLET-FUSSBODENLEISTE-VLOERPLINT    |              | 18x35           | 15m    |
| ES1 | EAVE SLAT-TRAUFENLEISTE-AFDEKLIJST   | 4            | 30x40           | 1605   |
| ES2 | EAVE SLAT-TRAUFENLEISTE-AFDEKLIJST   | 2            | 30x40           | 1170   |
| ES3 | EAVE SLAT-TRAUFENLEISTE-AFDEKLIJST   | 2            | 30x40           | 300    |
| SS1 | STORM SLAT-STURMLEISTE-STORMLIJST   | 2            | 18x35           | 2090   |
| SS2 | STORM SLAT-STURMLEISTE-STORMLIJST   | 2            | 18x35           | 1960   |
|     | SCREWS-SCHRAUBEN-SCHROEF FOR-FÜR-VOOR SS1, SS2   | 12           | ø6.0            | 50     |
|     | WASHER-SCHEIBE-SCHIJF FOR-FÜR-VOOR SS1, SS2    | 12           | ø6.0            | 18     |
|     | NAIL-NAGEL-NAGEL FOR-FÜR-VOOR F1, R1   | 760          | ø2.5            | 60     |
|     | NAIL-NAGEL-NAGEL FOR-FÜR-VOOR FF1    | 30           | ø2.0            | 40     |
|     | SCREWS-SCHRAUBEN-SCHROEF FOR-FÜR-VOOR B1, B2, B3   | 90           | ø3.5            | 35     |
|     | SCREWS-SCHRAUBEN-SCHROEF FOR-FÜR-VOOR ES1, ES2, ES3    | 30           | ø4.5            | 50     |
|     | SCREWS-SCHRAUBEN-SCHROEF FOR-FÜR-VOOR B1, B2, B3, FS1, 005, 010    | 50           | ø4.5            | 90     |
|     | SCREWS-SCHRAUBEN-SCHROEF FOR-FÜR-VOOR FBI1, FBI2   | 32           | ø5.0            | 120    |
|     | SCREWS-SCHRAUBEN-SCHROEF FOR-FÜR-VOOR 011, 012, 014, RB1    | 40           | ø6.0            | 160    |
|     | DOUBLEDOOR-DOPPELTÜR-DUBBELE DEUR (right-rechts-rechts) AST_PRE P   | 1            | 1500            | 1920   |

| Pos | Specification-Bestimmung-Spécification   | PCS                            | Profile (mm) | L (mm) |
|-----|--|--------------------------------|--------------|--------|
|     | <p>WINDOW-FENSTER-VENSTER (1x right-rechts-rechts;<br/>1x left-links-links) AST_1H_SK</p>  | <p>P+V<br/>1+1<br/>2<br/>2</p> | 900          | 1850   |
|     | <p>WINDOW-FENSTER-VENSTER (closed-feststehend-gesloten) AST_1H_K</p>                       | 2                              | 900          | 1850   |

|      |     |      |    |
|------|-----|------|----|
| #001 | A,B | 4525 | 2  |
| #002 |     | 4350 | 1  |
| #003 | 1,2 | 4350 | 2  |
| #004 | 2   | 4350 | 13 |
| #005 | 2   | 4350 | 1  |
| #006 | A,B | 4250 | 2  |
| #007 | A,B | 3500 | 2  |
| #008 | A,B | 2798 | 2  |
| #009 | A,B | 2100 | 26 |
| #010 | 1   | 1420 | 2  |
| #011 | 1,2 | 887  | 2  |
| #012 | 1,2 | 887  | 2  |
| #013 | A,B | 765  | 2  |
| #014 | 1,2 | 543  | 10 |
| #015 | A,B | 490  | 24 |
| #016 | 1   | 325  | 28 |
| #017 | 1   | 185  | 28 |