
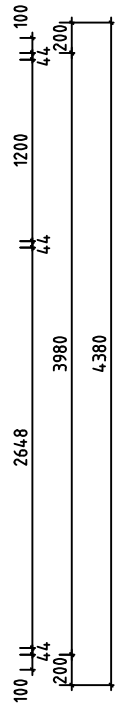
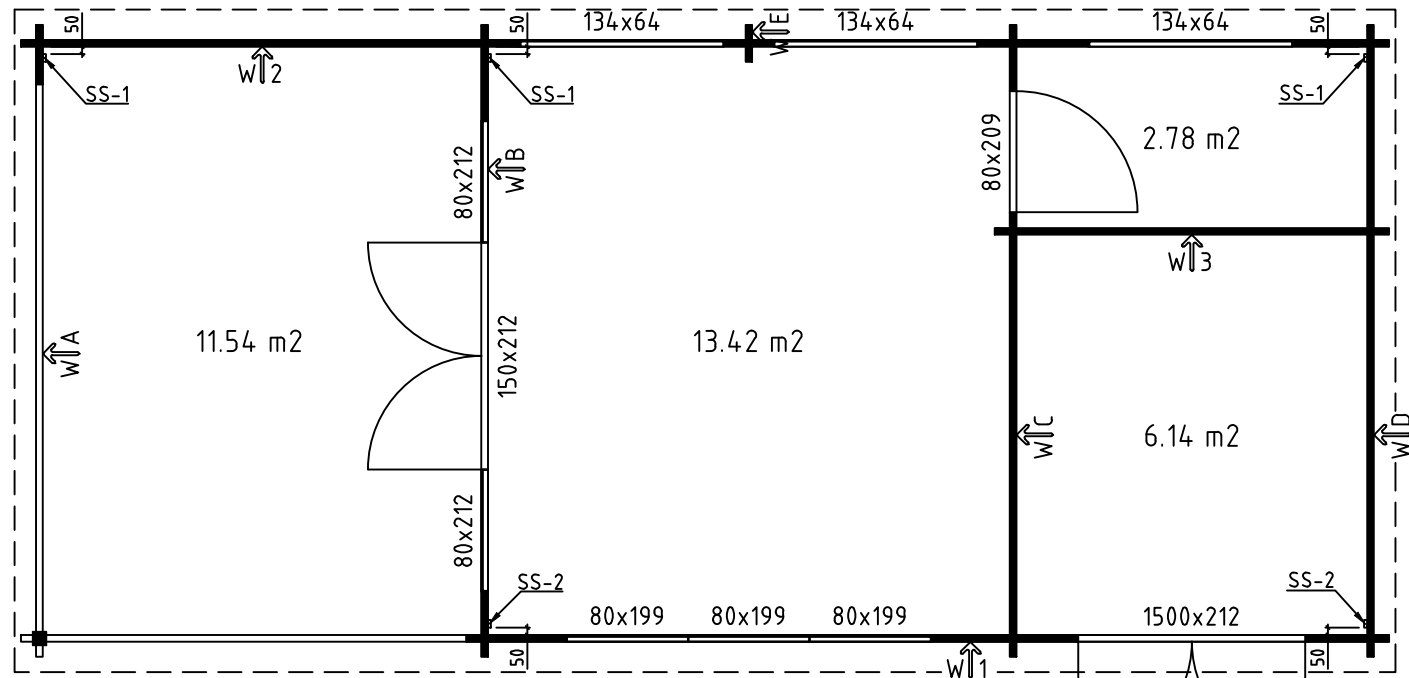
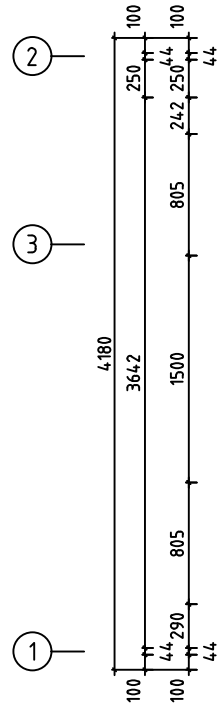
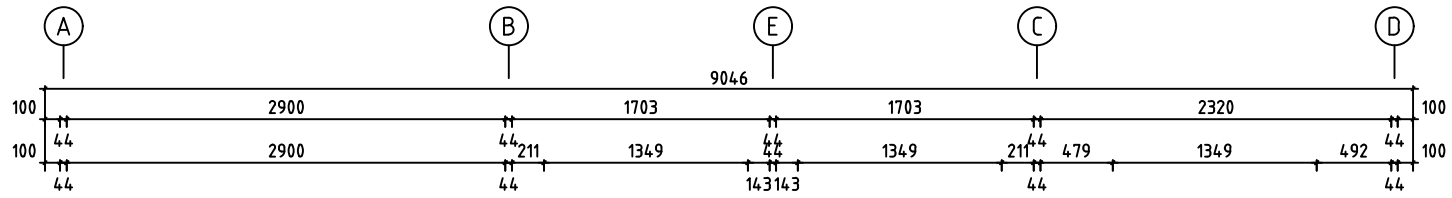
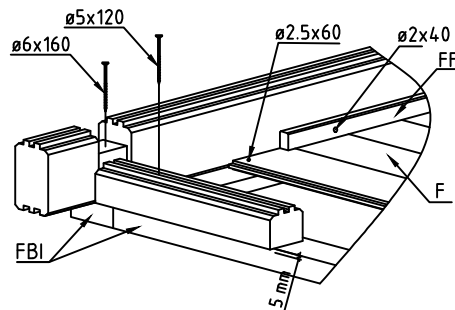
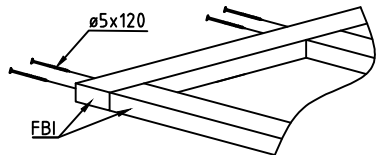
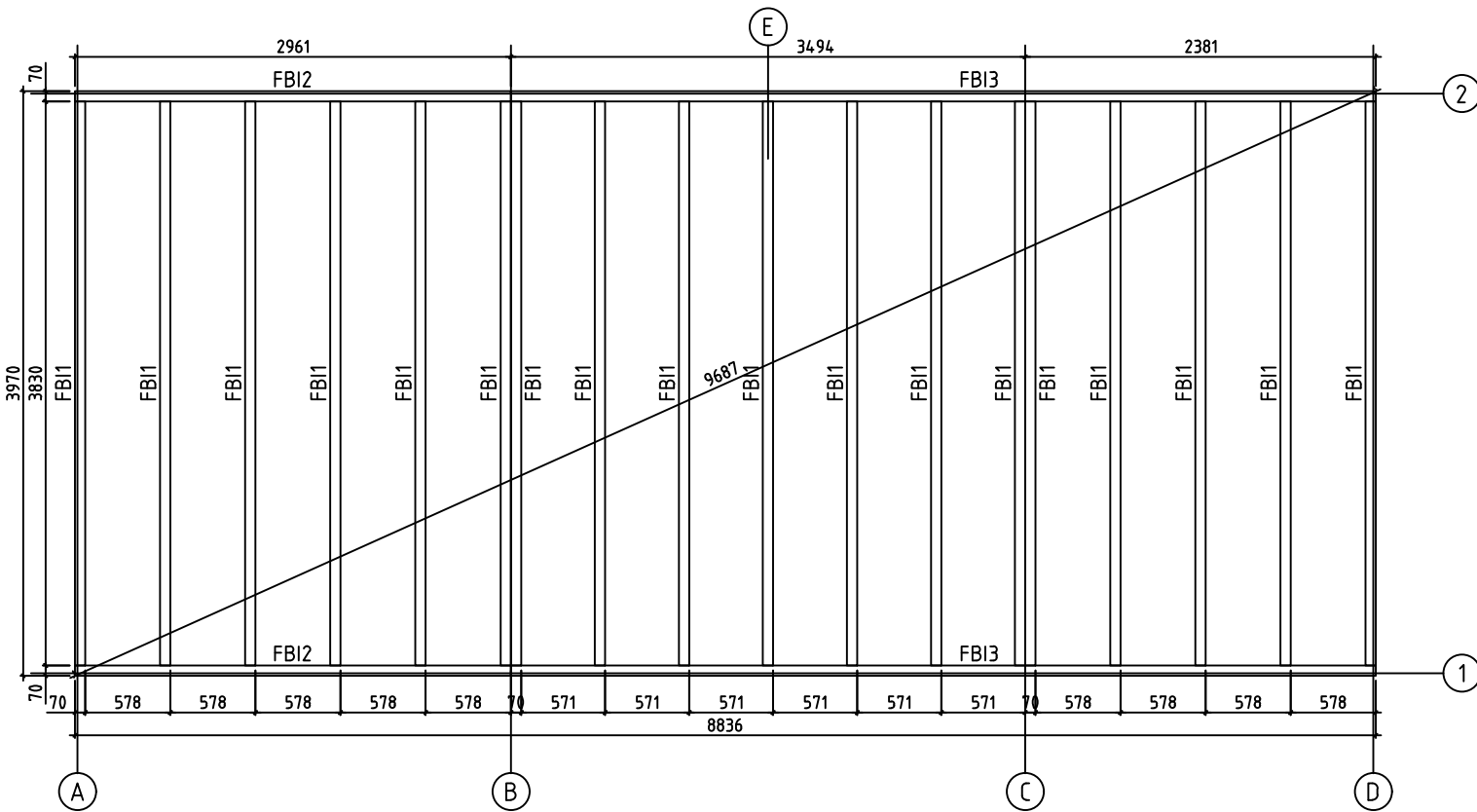


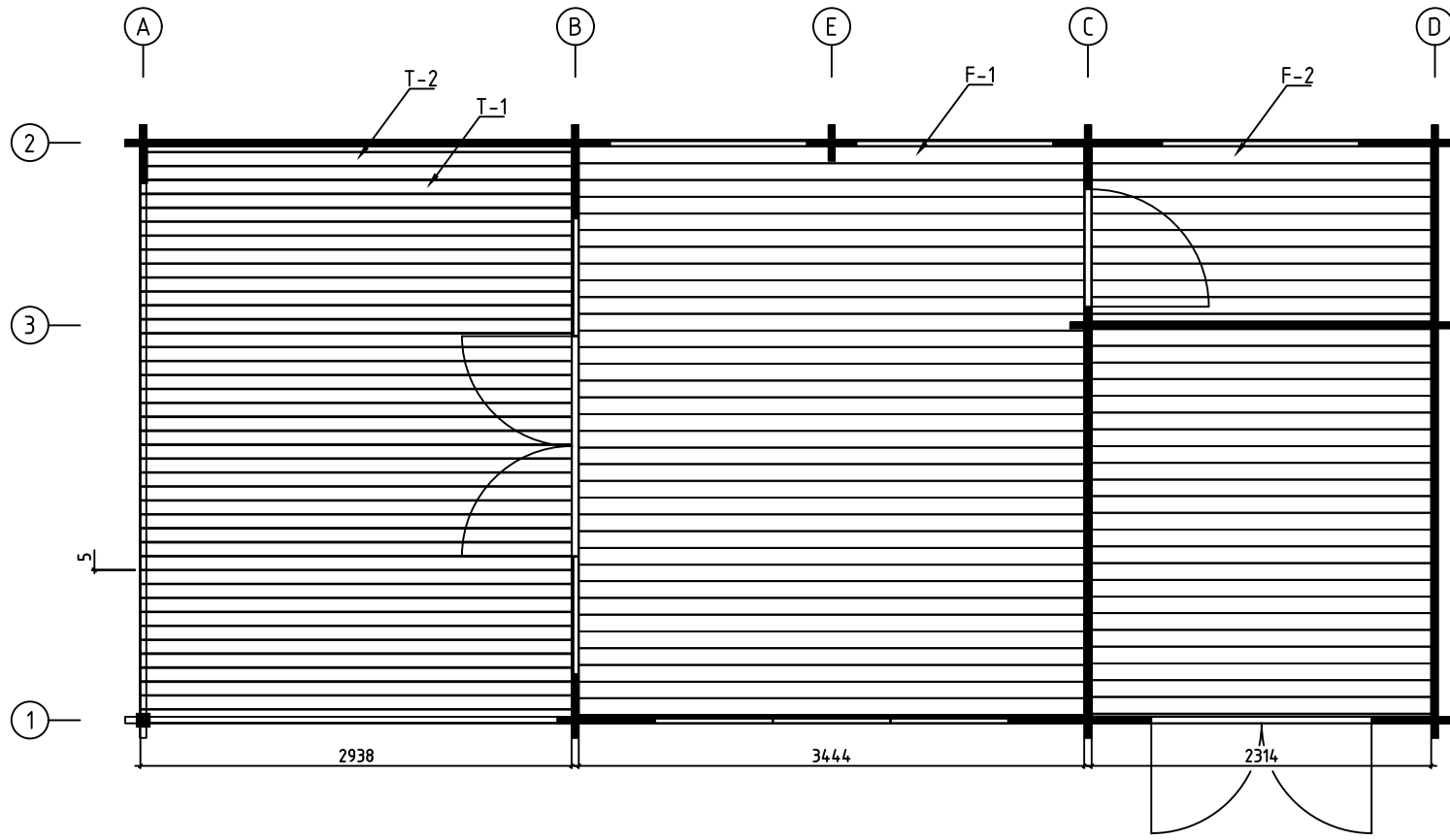
Name-Name-Nom 4430020	Page-Seite-Page 1
Drawing 3D	Scale 1:50
Material-Material-Matériel 44x135	Date-Datum-Date 05.06.2024
Drawer EJ	File



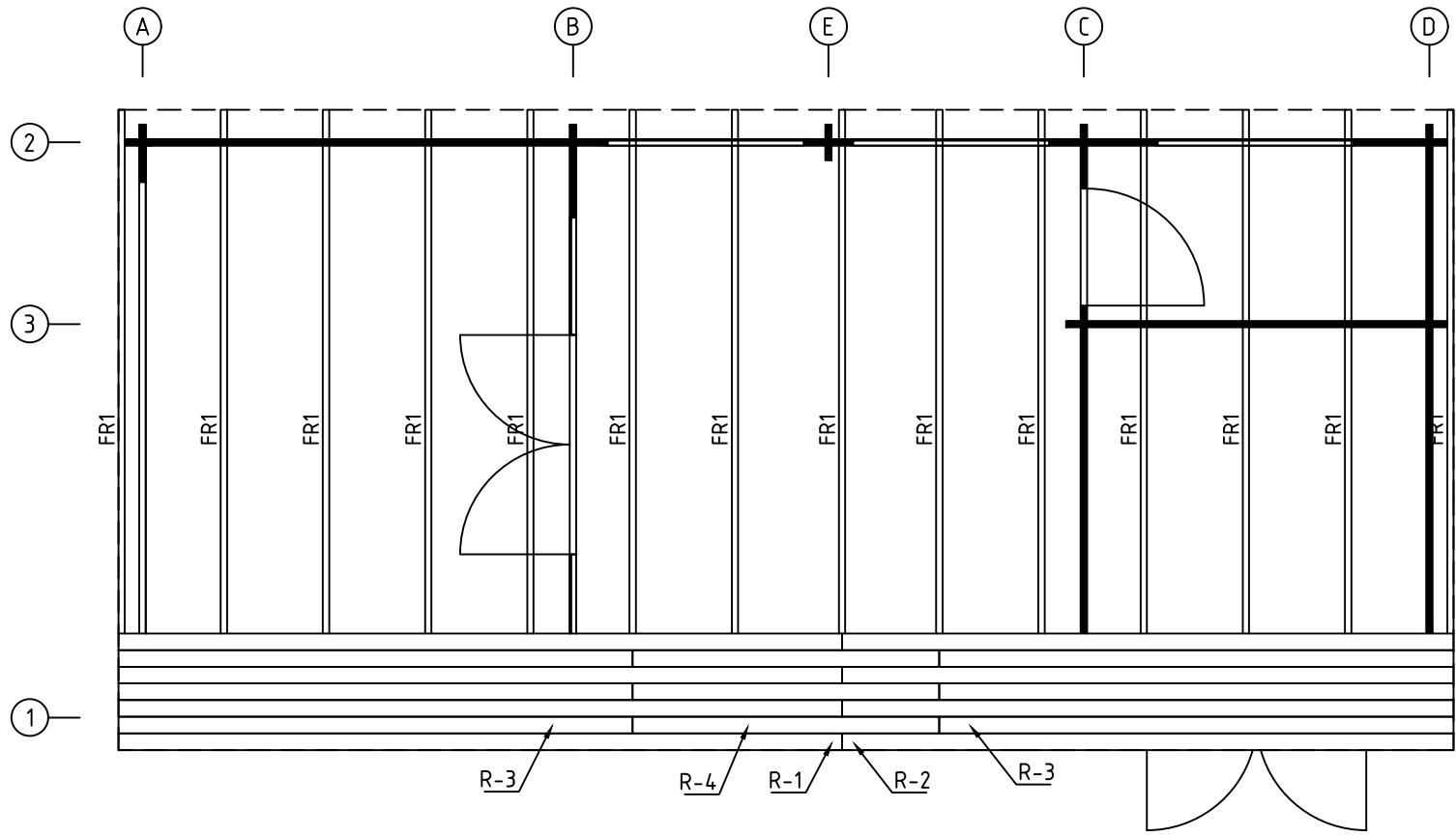
Name-Name-Nom 4430020		Page-Seite-Page 2	
Drawing GROUNDPLAN - GRUNDPLAN - PLAN DE MASSE		Scale 1:50	
Material-Material-Matériel 44x135		Date-Datum-Date 05.06.2024	
Drawer EJ		File	



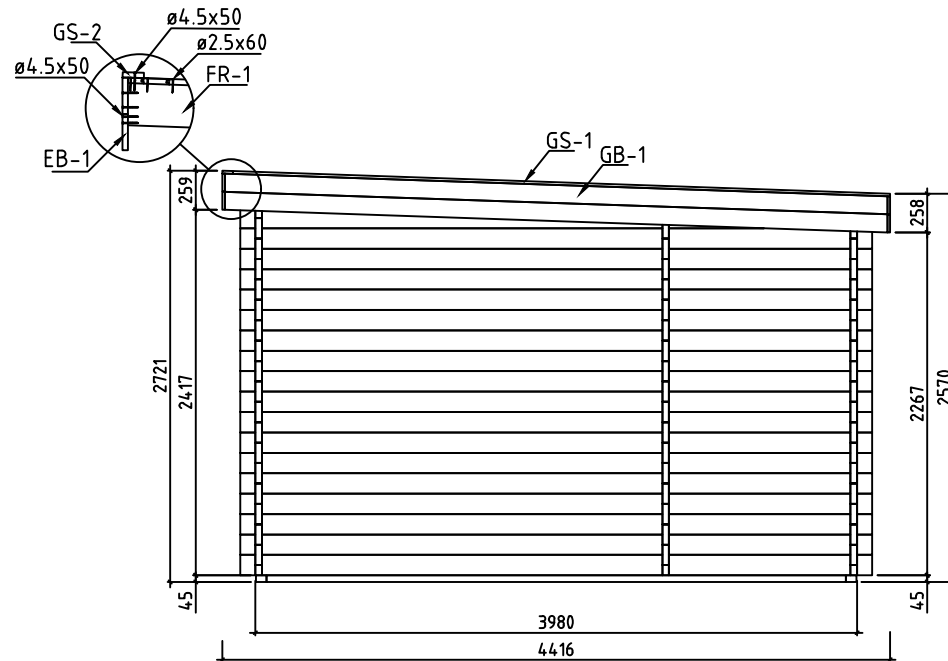
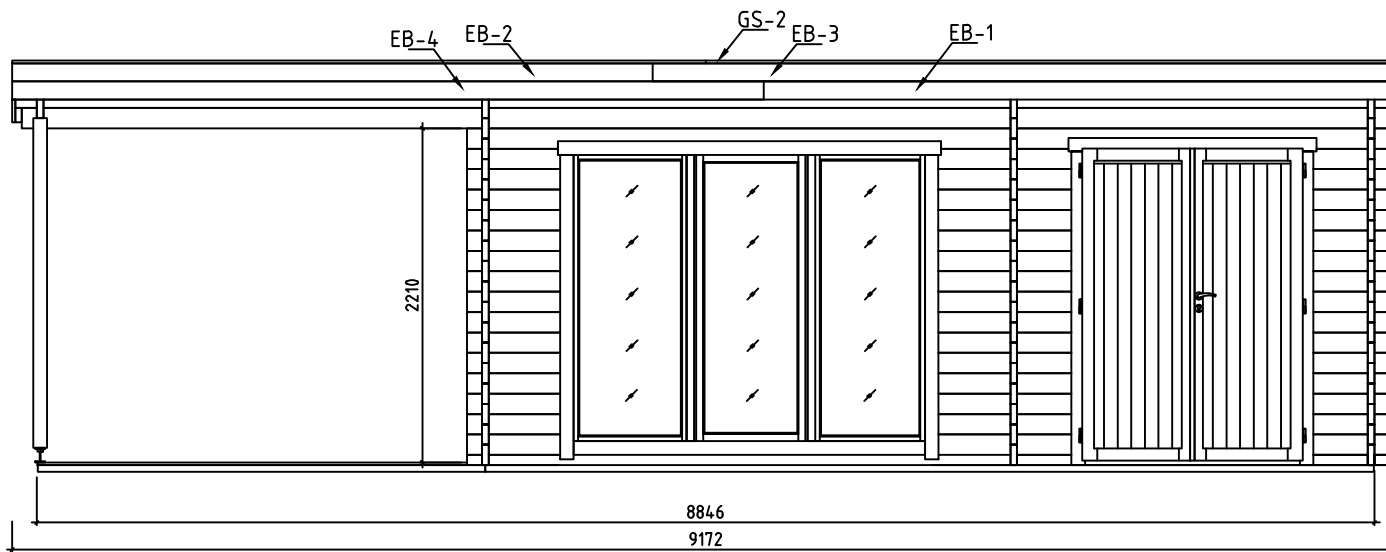
Name-Name-Nom 4430020	Page-Seite-Page 3
Drawing FOUNDATION - FUNDAMENT - FONDATION	Scale 1:50
Material-Material-Matériau 44x135	Date-Datum-Date 05.06.2024
Drawer EJ	File



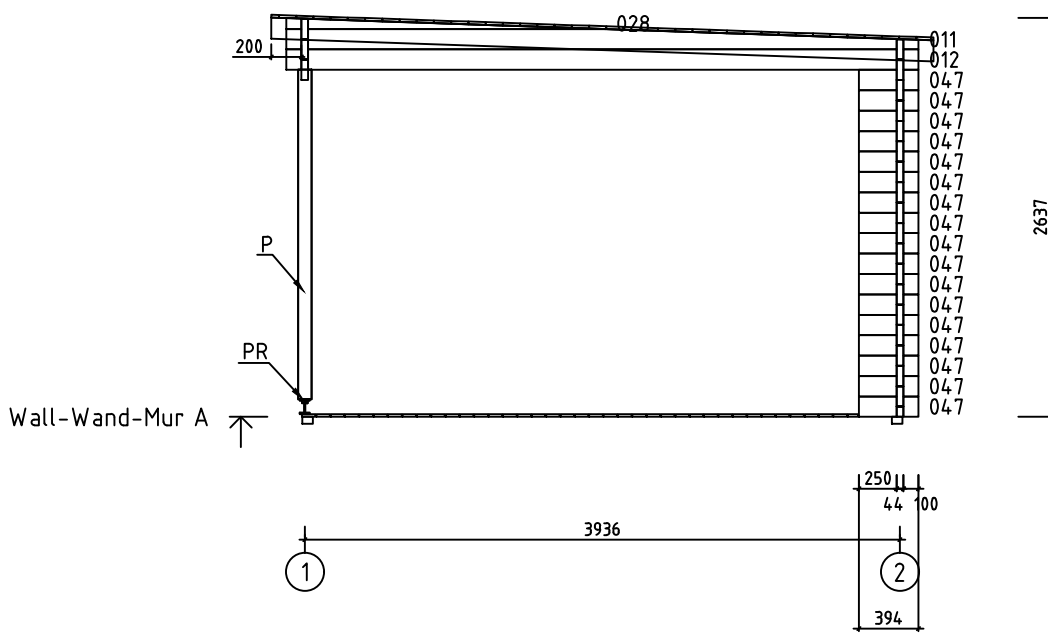
Name-Name-Nom 4430020		Page-Seite-Page 4
Drawing FLOOR BOARDS-FUSSBODENBRETTTER-LAME DE PLANCHER		Scale
Material-Material-Matériau 44x135		Date-Datum-Date 05.06.2024
Drawer EJ	File	



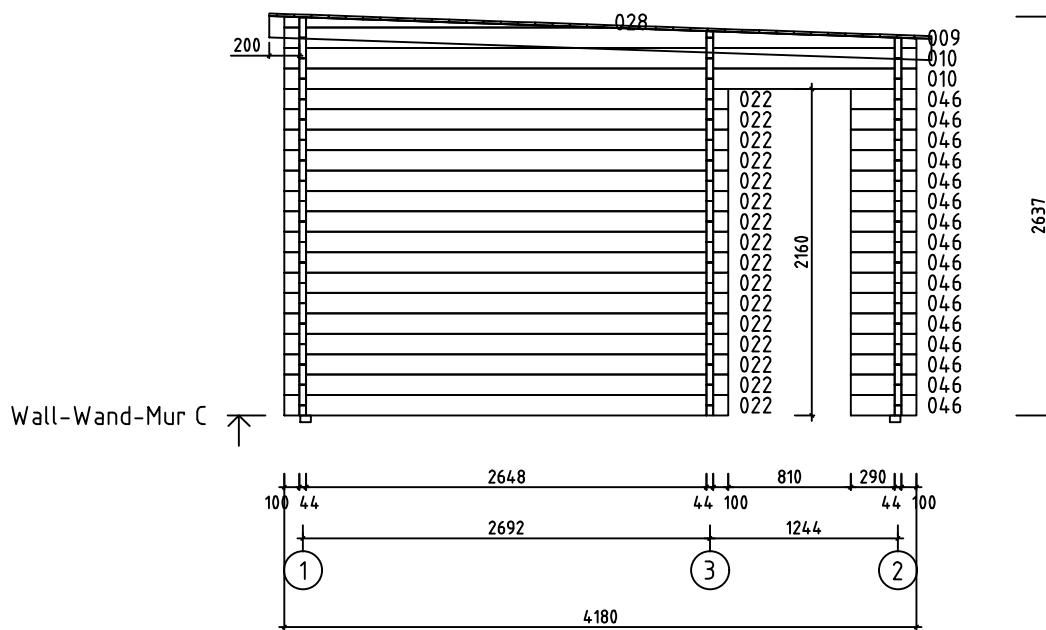
Name-Name-Nom 4430020	Page-Seite-Page 5
Drawing RÄFTERS PLAN - DACHSPARREN - PLAN DE CHEVRON	Scale CHEVRON
Material-Material-Matériel 44x135	Date-Datum-Date 05.06.2024
Drawer EJ	File



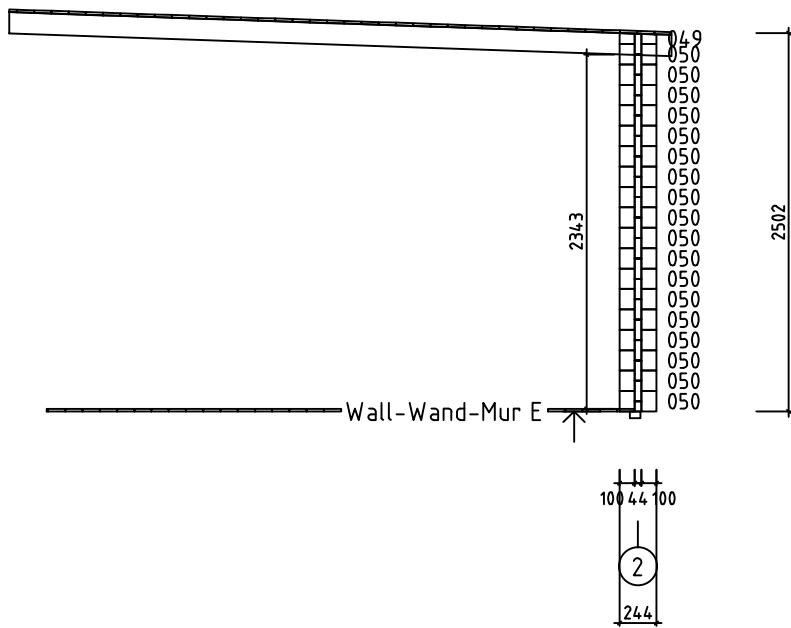
Name-Name-Nom 4430020	Page-Seite-Page 6
Drawing VIEWS-ANSICHTEN-VUE DES MURS	Scale 1:50
Material-Material-Matériel 44x135	Date-Datum-Date 05.06.2024
Drawer EJ	File



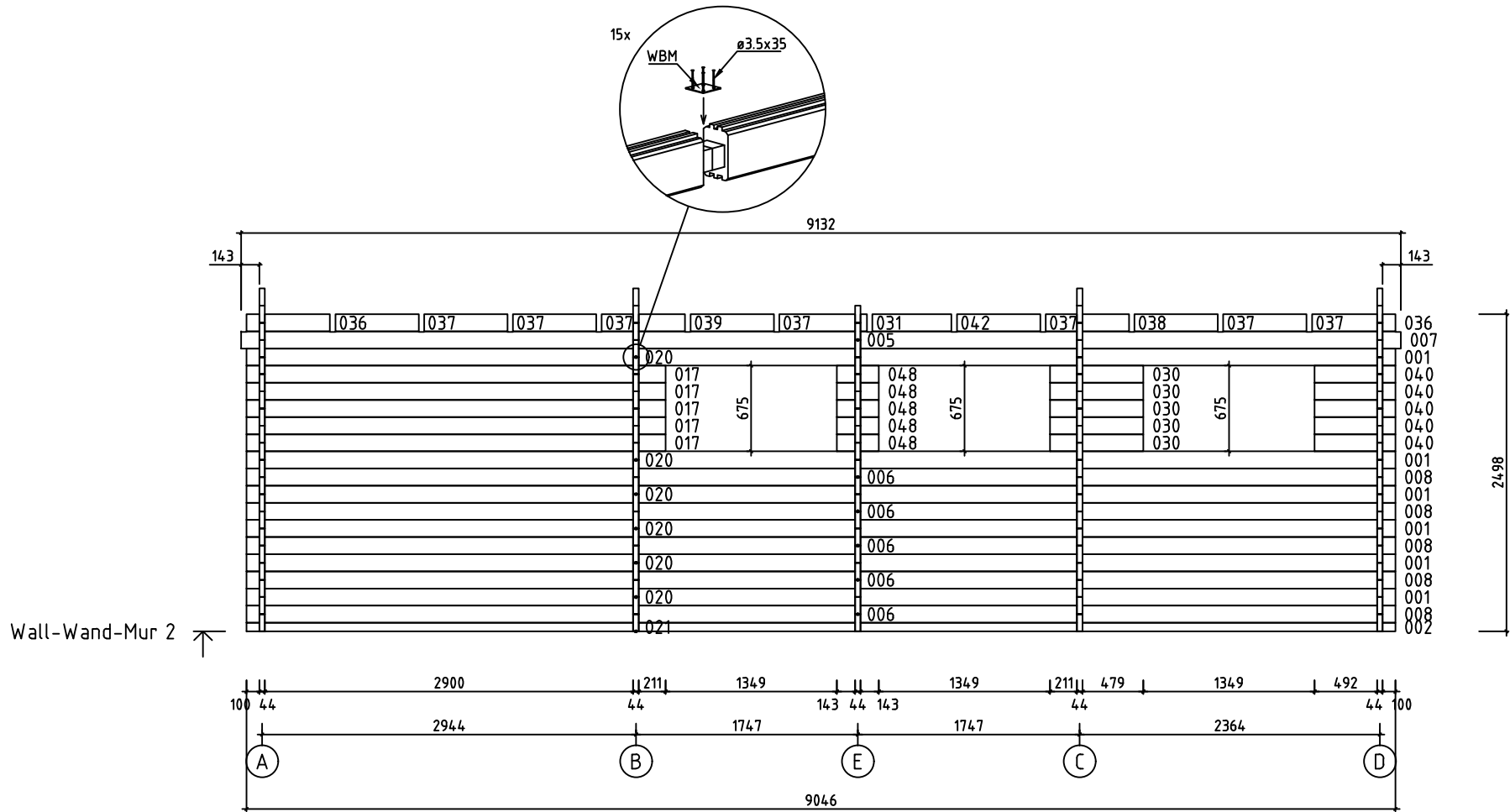
Name-Name-Nom 4430020		Page-Seite-Page 7
Drawing Wall-Wand-Mur A		Scale 1:50
Material-Material-Matériel 44x135		Date-Datum-Date 05.06.2024
Drawer EJ	File	



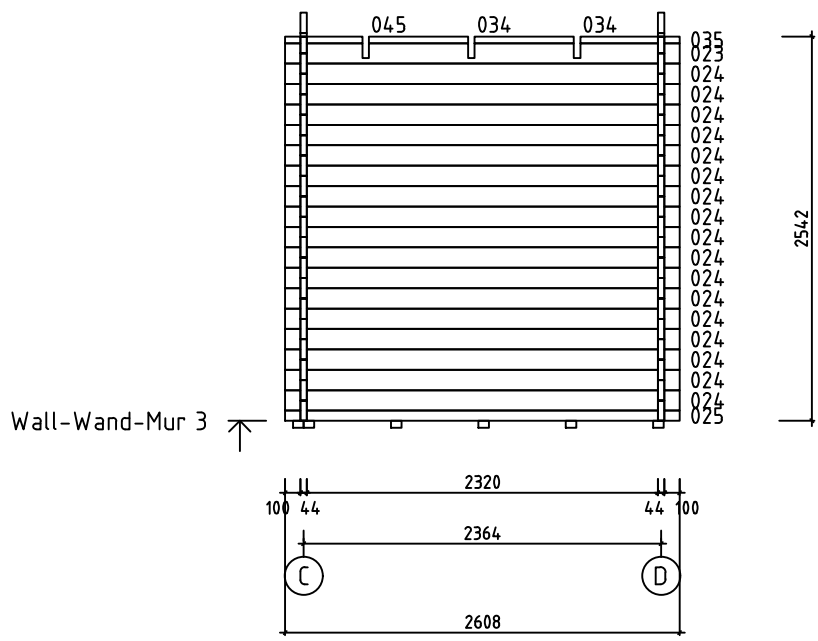
Name-Name-Nom 4430020		Page-Seite-Page 9
Drawing Wall-Wand-Mur C		Scale 1:50
Material-Material-Matériel 44x135		Date-Datum-Date 05.06.2024
Drawer EJ	File	




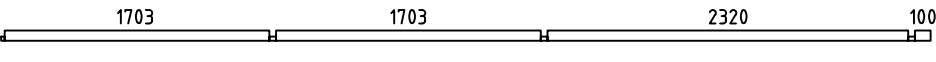
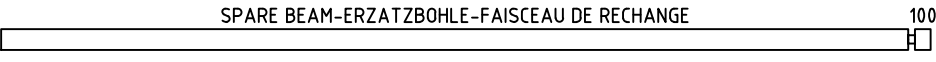
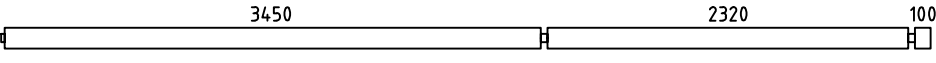


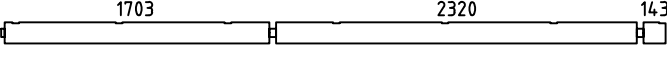






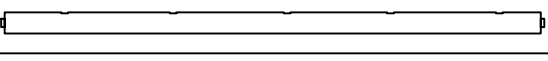











Name-Name-Nom 4430020	Page-Seite-Page 11
Drawing Wall-Wand-Mur E	Scale 1:50
Material-Material-Matériel 44x135	Date-Datum-Date 05.06.2024
Drawer EJ	File

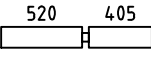
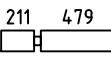


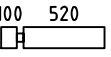
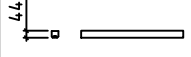
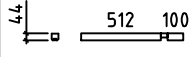
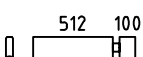

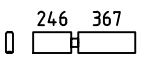
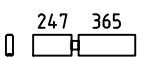
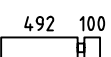


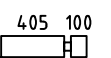
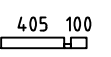
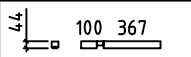
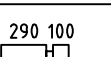
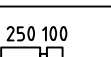
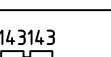
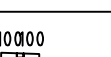
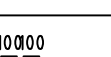
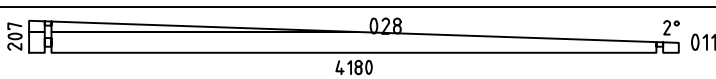
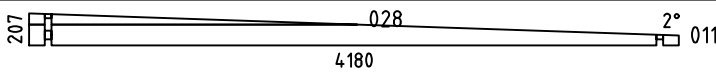



Name-Name-Nom 4430020		Page-Seite-Page 13
Drawing Wall-Wand-Mur 2		Scale 1:50
Material-Material-Matériau 44x135		Date-Datum-Date 05.06.2024
Drawer EJ	File	

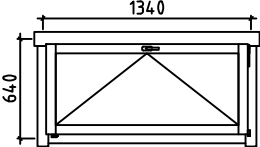
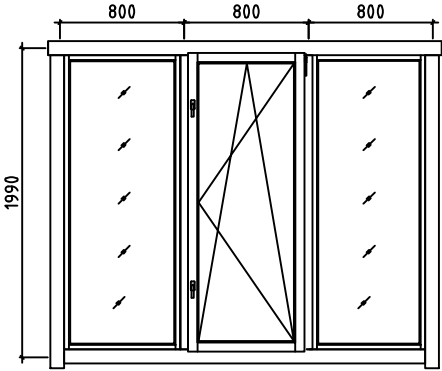
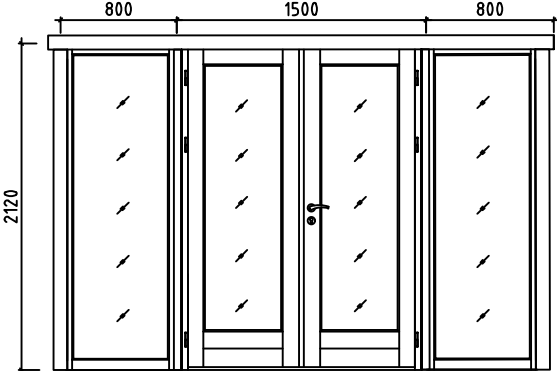
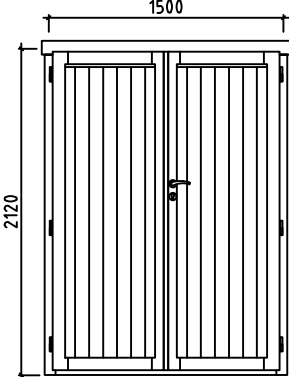
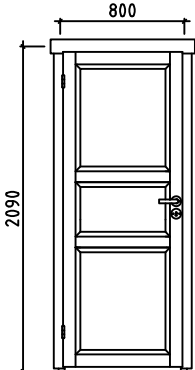


Name-Name-Nom 4430020		Page-Seite-Page 14
Drawing Wall-Wand-Mur 3		Scale 1:50
Material-Material-Matériel 44x135		Date-Datum-Date 05.06.2024
Drawer EJ	File	

Pos	4430020 Piece list - Stückliste - Liste des pieces	Q.	P (mm)	L (mm)
001		6	44x135	5980
002		1	44x68	5980
003	SPARE BEAM-ERZATZBOHLE-FAISCEAU DE RECHANGE 	1	44x135	5980
004		1	44x135	5980
005		1	44x135	4856
006		5	44x135	4813
007		1	44x135	4276
008		5	44x135	4233
010		20	44x135	4180
012		3	44x135	4180
013		1	44x68	4043
014		1	44x135	4043
015		1	44x135	3616
016		1	44x135	3494
017		5	44x135	3299
018		1	44x135	3109
019		1	44x135	3066
020		6	44x135	3066
021		1	44x68	3066
022		16	44x135	2936
023		1	44x135	2608
024		17	44x135	2608
025		1	44x68	2608
026		1	44x135	2529
027		1	44x135	2486

Pos	4430020 Piece list - Stückliste - Liste des pieces	Q.	P (mm)	L (mm)
029		14	44x135	969
030		5	44x135	734
031		1	44x135	690
032		1	44x135	690
033		14	44x135	664
034		2	44x44	656
035		1	44x44	656
036		4	44x135	656
037		14	44x135	656
038		2	44x135	656
039		2	44x135	656
040		21	44x135	636
041		1	44x135	622
042		1	44x135	622
043		15	44x135	549
044		1	44x68	549
045		1	44x44	511
046		32	44x135	434
047		17	44x135	394
048		5	44x135	330
049		1	44x72	244
050		18	44x135	244
WA-1		1		
WB-1		1		
WC-1		1		
Name-Name-Nom 4430020		Date-Datum-Date 05.06.2024	Page-Seite-Page 2/5	

Pos	4430020 Piece list - Stückliste - Liste des pieces		Q.	P (mm)	L (mm)
WD-1			1		244
FBI3	FOUNDATION - FUNDAMENT - FONDATION (IMM) 		2	70x45	5875
FBI1	FOUNDATION - FUNDAMENT - FONDATION (IMM) 		18	70x45	3830
FBI2	FOUNDATION - FUNDAMENT - FONDATION (IMM) 		2	70x45	2961
P1	POST - PFOSTEN - POTEAU 		1	90x90	2180
FR1	RAFTER - DACHSPARREN - CHEVRON 		14	43x140	4387
F-1	FLOOR BOARDS-FUSSBODENBRETTER-LAME DE PLANCHER	or-oder-ou	45+1 35+1	88x18 114x18	3444
F-2	FLOOR BOARDS-FUSSBODENBRETTER-LAME DE PLANCHER	or-oder-ou	45 35	88x18 114x18	2314
R-1	ROOF BOARDS - DACHBRETTER - VOLIGES	or-oder-ou	26+1 20+1	88x18 114x18	4949
R-2	ROOF BOARDS - DACHBRETTER - VOLIGES	or-oder-ou	26+1 20+1	88x18 114x18	4182
R-3	ROOF BOARDS - DACHBRETTER - VOLIGES	or-oder-ou	50 38	88x18 114x18	3517
R-4	ROOF BOARDS - DACHBRETTER - VOLIGES	or-oder-ou	25 19	88x18 114x18	2097
T-1	TERRACE BOARDS - TERRASSENBRETTER - PLANCHER DE TERRASSE (IMM)		39+1	90x18	2938
T-2	TERRACE BOARDS - TERRASSENBRETTER - PLANCHER DE TERRASSE (IMM)		3	90x18	2894
FF-1	FLOOR FILLET-FUSSBODENLEISTE - CORNIERE DE FINITION DU PLANCHER			18x35	34 m.
GB-1	GABLE MOULDING - GIBELLEISTE - PLANCHE DE RIVE		4	18x120	4387
EB-1	EAVES BOARD - TRAUFBRETT - BANDEAU DE TOIT		4	18x120	4198
EB-2	EAVES BOARD - TRAUFBRETT - BANDEAU DE TOIT		4	18x120	4234
EB-3	EAVES BOARD - TRAUFBRETT - BANDEAU DE TOIT		4	18x120	4934
EB-4	EAVES BOARD - TRAUFBRETT - BANDEAU DE TOIT		4	18x120	4971
SS-1	STORM PROTECTION - STURM- LEISTE - LATTE ANTI-TEMPETE		3	18x35	2450
SS-2	STORM PROTECTION - STURM- LEISTE - LATTE ANTI-TEMPETE		2	18x35	2575
GS-1	ROOFING FELT FILLET - DACHPAPPENLEISTE - BAGUETTE DE FIXATION DU FEUTRE BITUMEUX		2	18x70	4350
GS-2	ROOFING FELT FILLET - DACHPAPPENLEISTE - BAGUETTE DE FIXATION DU FEUTRE BITUMEUX		2	18x70	4585
HB	HAMMER BLOCK - SCHLAGHOLZ - CALLE DE FRAPPE		2		

Pos	4430020 Piece list - Stückliste - Liste des pieces	Q.	P (mm)	L (mm)
	WINDOW-FENSTER-FENETRE, AST PRE 	U 3	1340x640	
	WINDOW-FENSTER-FENETRE, AST PRE 	R 1	2400x2120	
	DOOR-TÜR-PORTE, AST PRE + 2x AST PRE 	R 1	3100x2120	
	DOOR-TÜR-PORTE, AST PRE 	R 1	1500x2120	
	DOOR-TÜR-PORTE, AST 	L 1	800x2090	