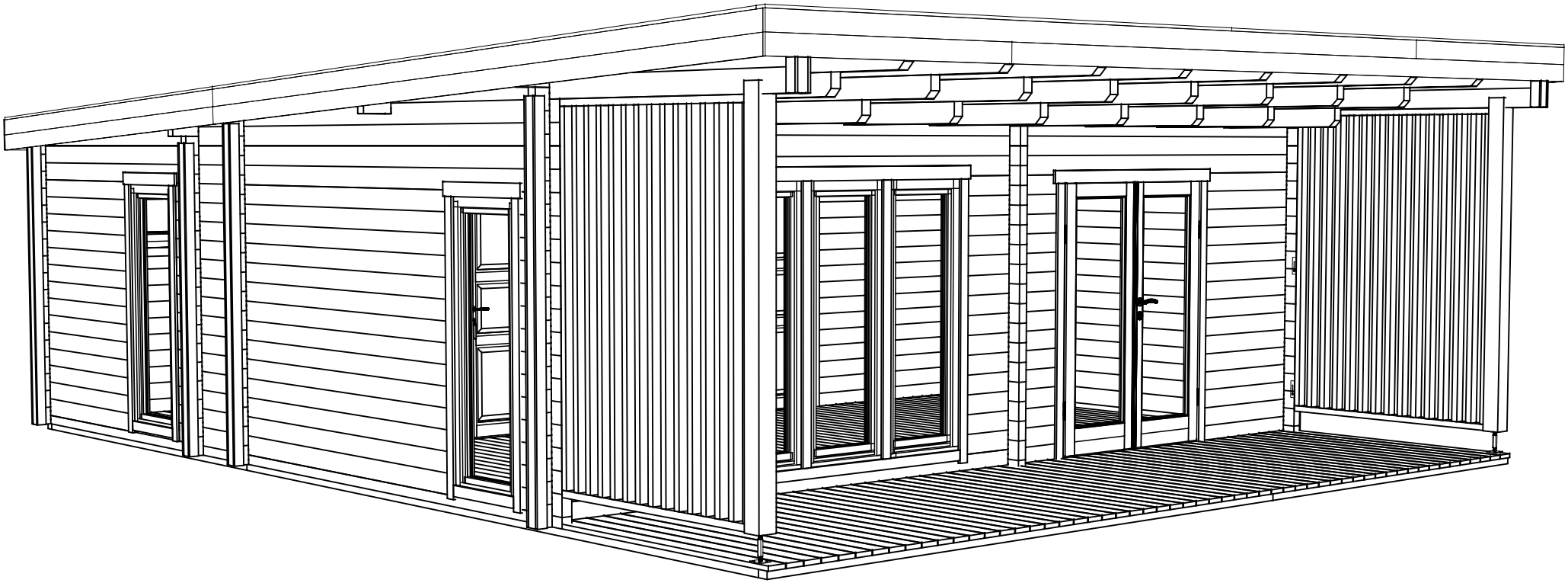

Model	7005221	Seite/Page	1
Zeichnung/Drawing	3 D	Maßstab/Scale	
Profil/Profile	70x135	Datum/Date	29.06.2024
Zeichner/Drafter	SRM	File	7005221.dwg

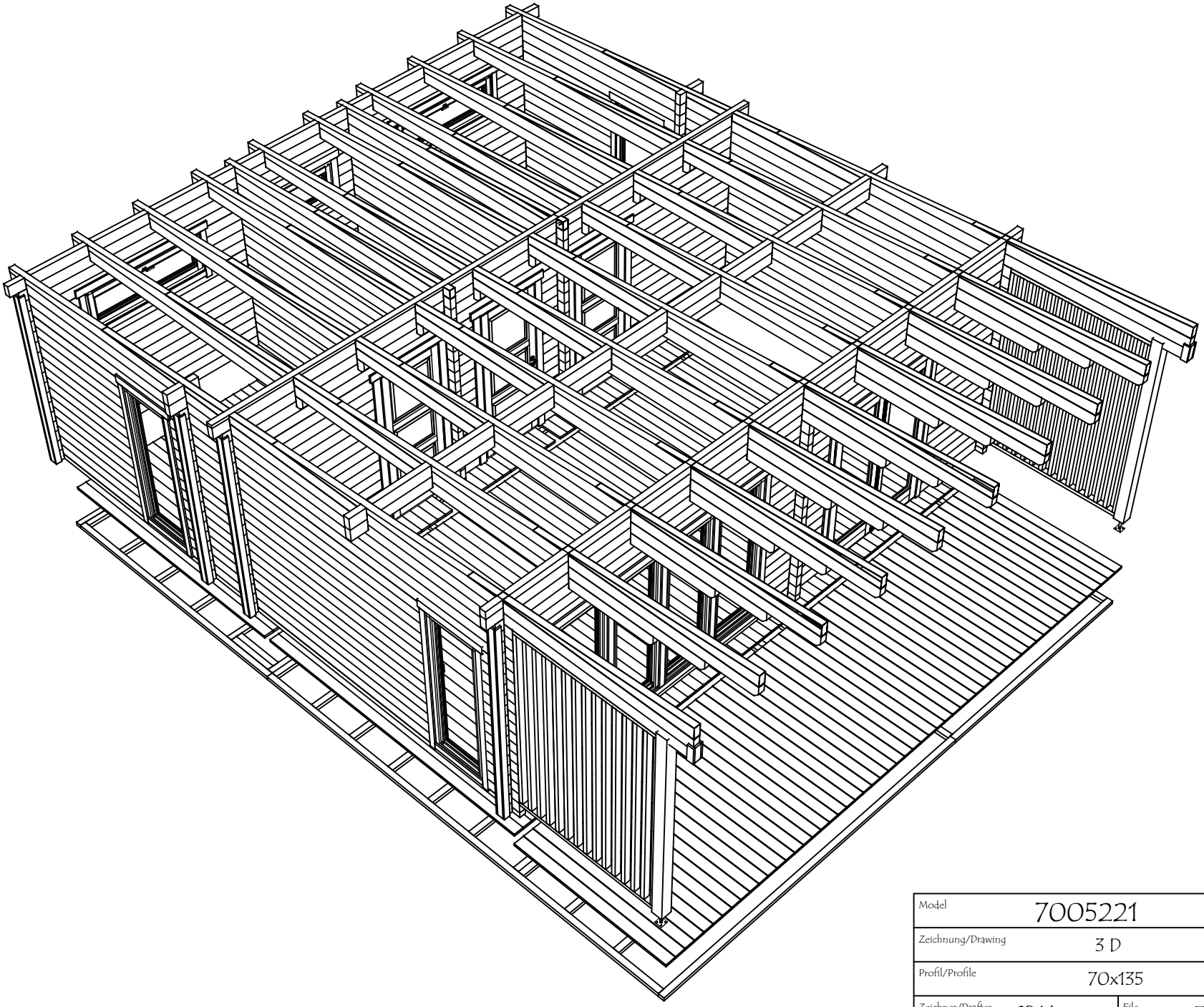

Model	7005221	Seite/Page	2
Zeichnung/Drawing	3 D	Maßstab/Scale	
Profil/Profile	70x135	Datum/Date	29.06.2024
Zeichner/Drafter	SRM	File	7005221.dwg

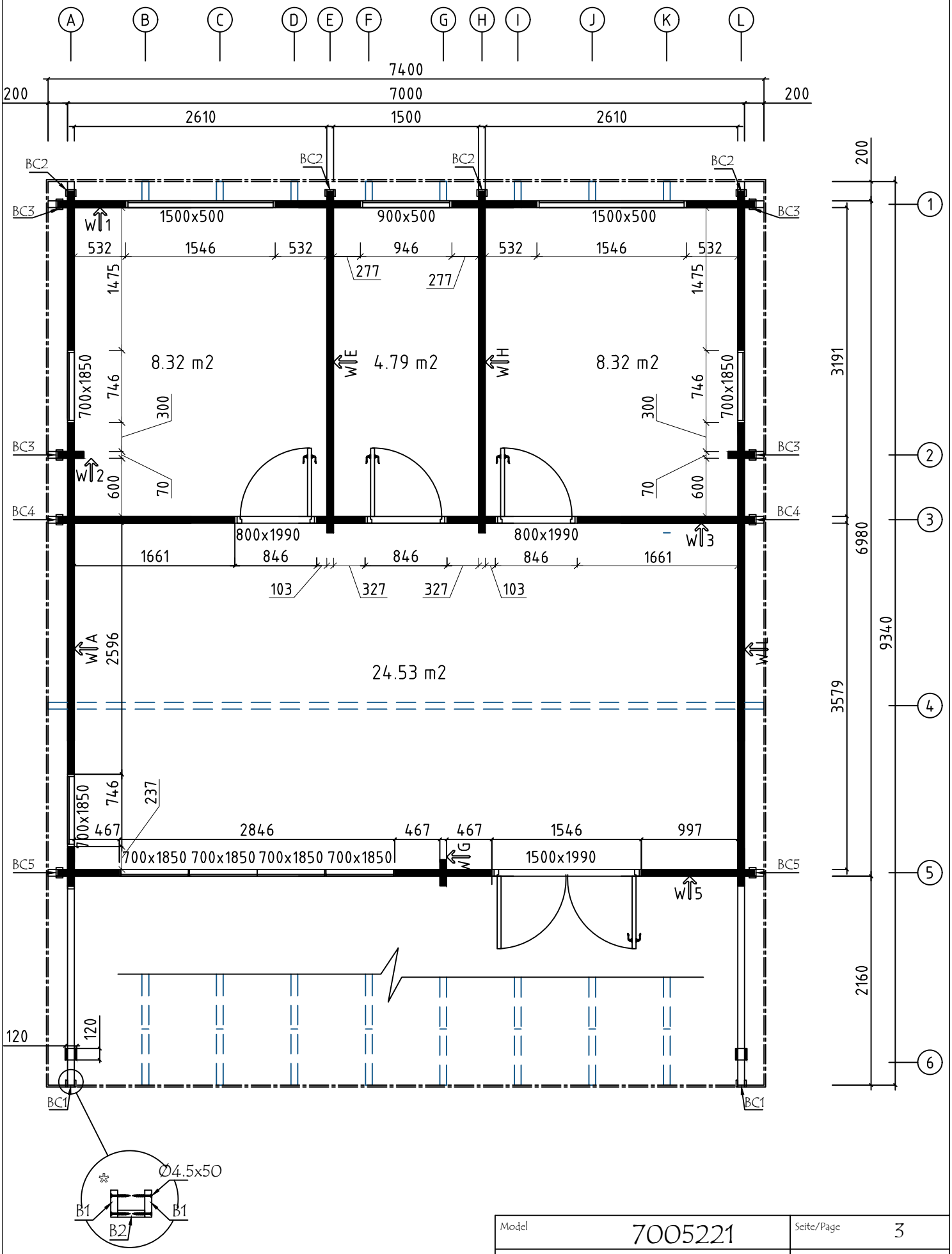

Model	7005221	Seite/Page	3
Zeichnung/Drawing	GRUNDPLAN - GROUNDPLAN	Maßstab/Scale	1:50
Profil/Profile	70x135	Datum/Date	29.06.2024
Zeichner/Drafter	SRM	File	7005221.dwg

✲ !!! MONTAGEANLEITUNGEN - ASSEMBLY INSTRUCTIONS Seite/Page 1/2

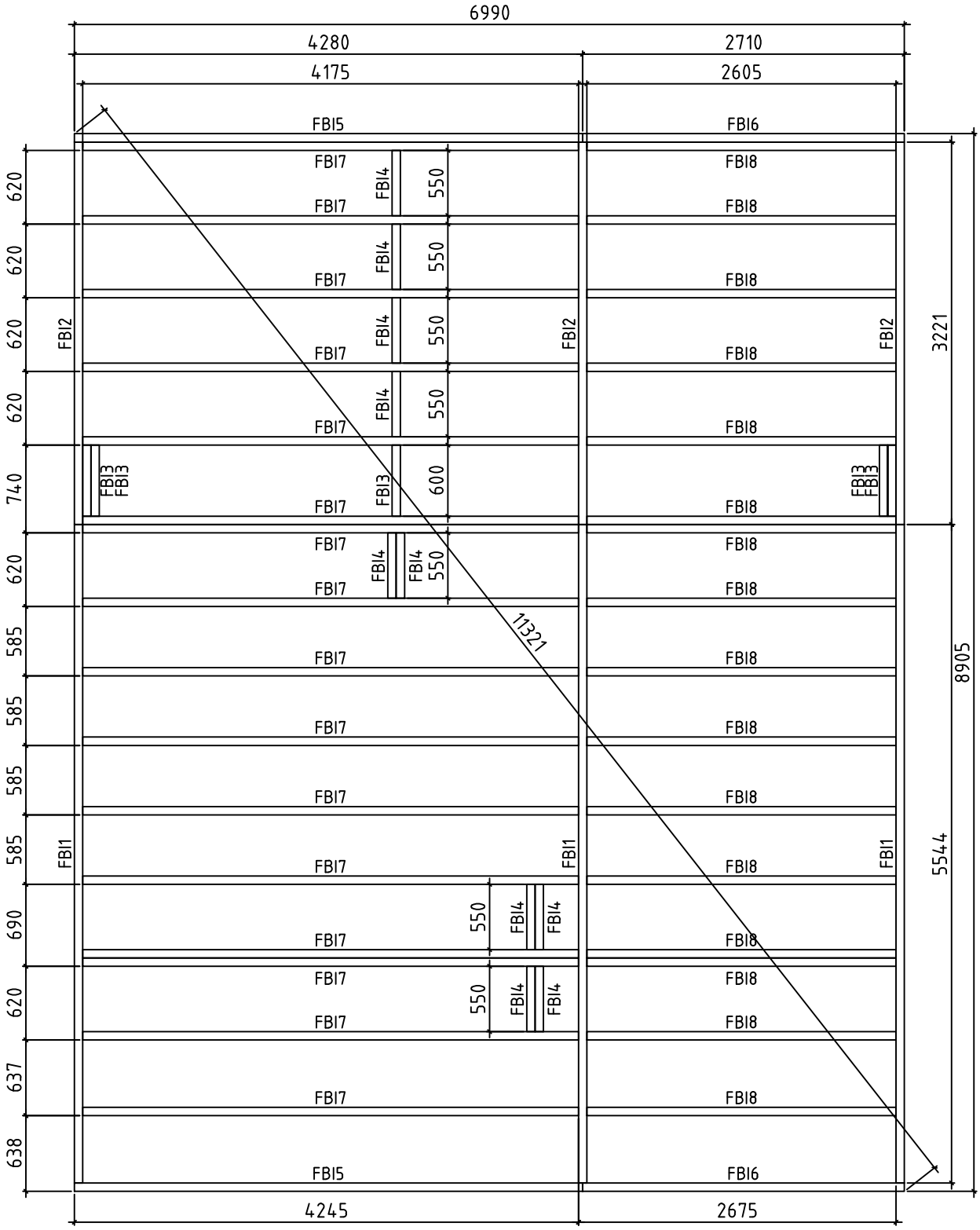

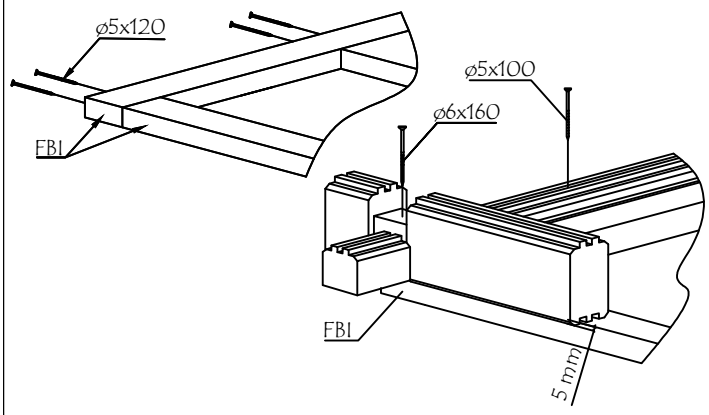

Model	7005221	Seite/Page	4
Zeichnung/Drawing FUNDAMENTHOLZ (1MM) - FOUNDATION BEAM (1MM)		Maßstab/Scale	1:50
Profil/Profile	70x45	Datum/Date	29.06.2024
Zeichner/Drafter	SRM	File	7005221.dwg

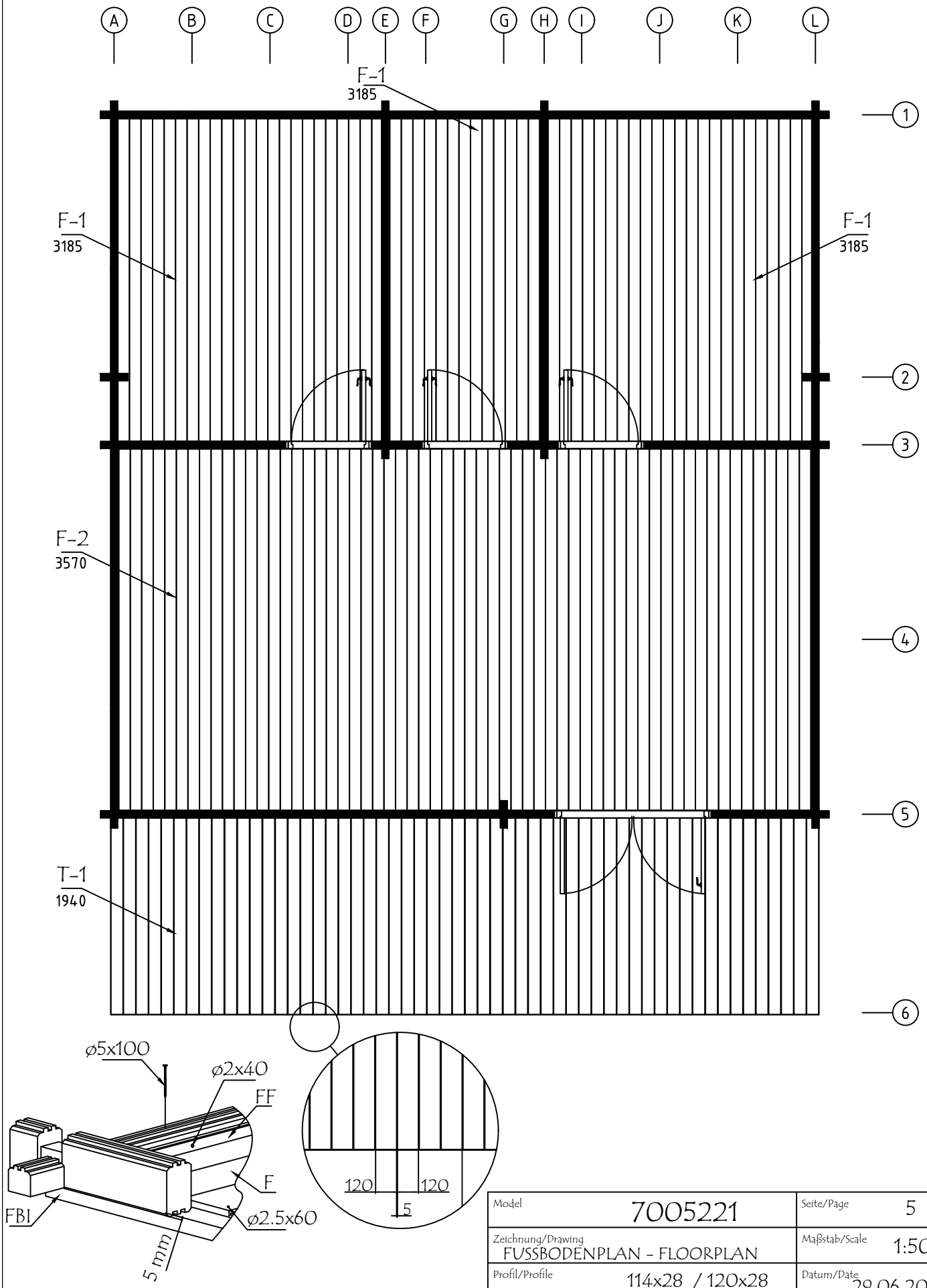

Model	7005221	Seite/Page	5
Zeichnung/Drawing	FUSSBODENPLAN - FLOORPLAN	Maßstab/Scale	1:50
Profil/Profile	114x28 / 120x28	Datum/Date	29.06.2024
Zeichner/Drafter	SRM	File	7005221.dwg

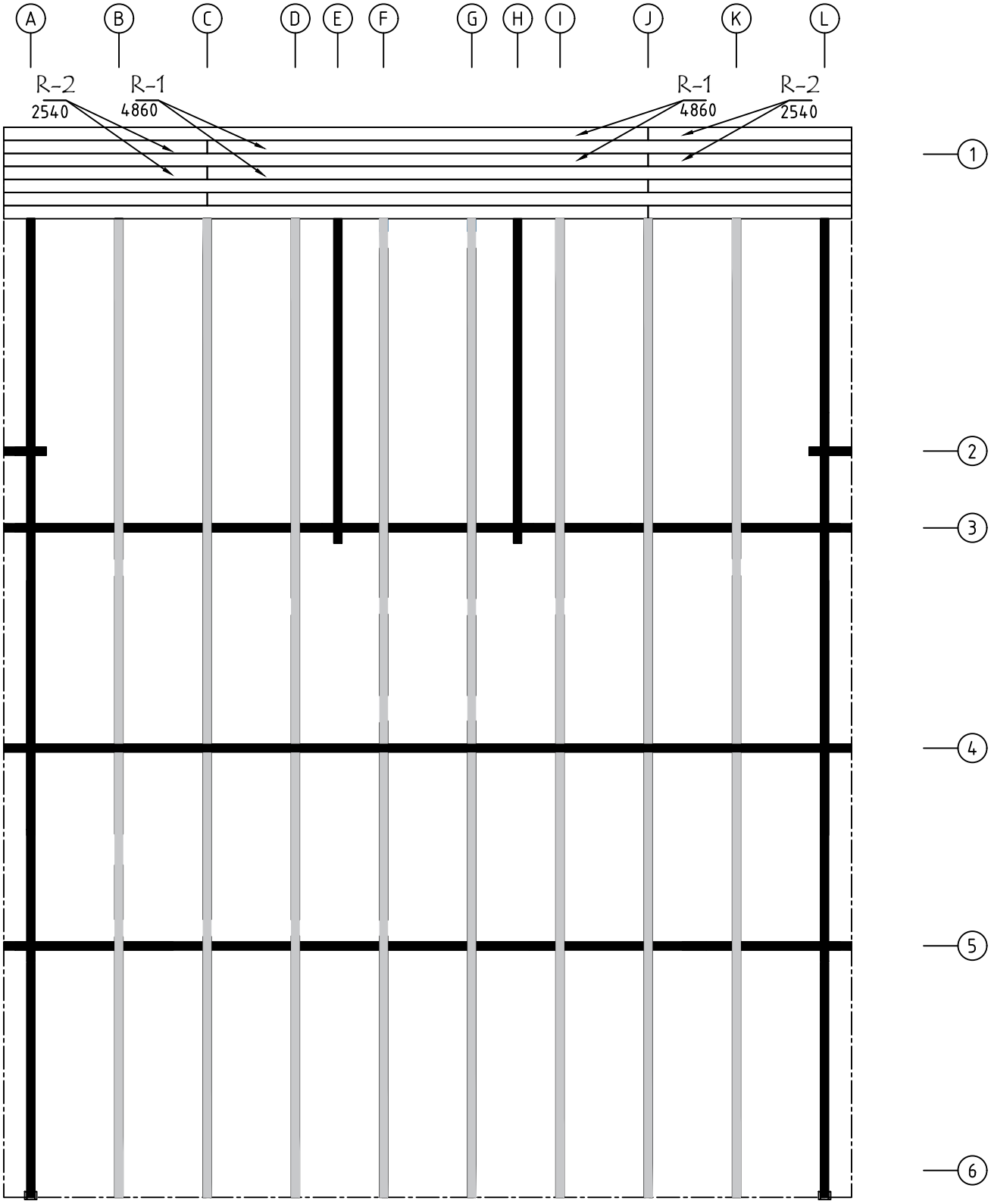

Model	7005221	Seite/Page	6
Zeichnung/Drawing	DACH-PLAN - ROOF PLAN	Maßstab/Scale	1:50
Profil/Profile	88x18 oder - or 114x18	Datum/Date	29.06.2024
Zeichner/Drafter	SRM	File	7005221.dwg

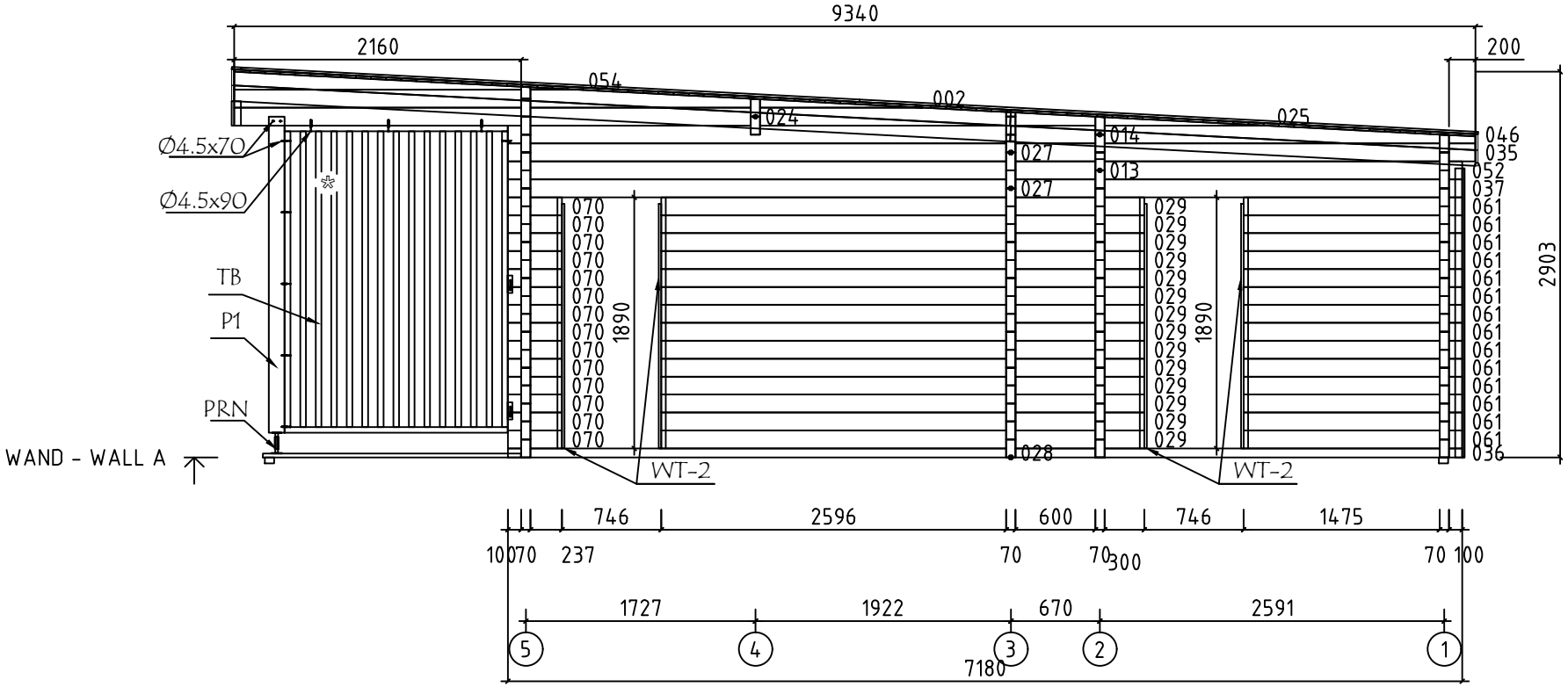

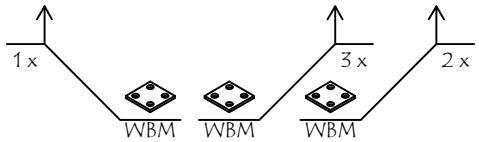

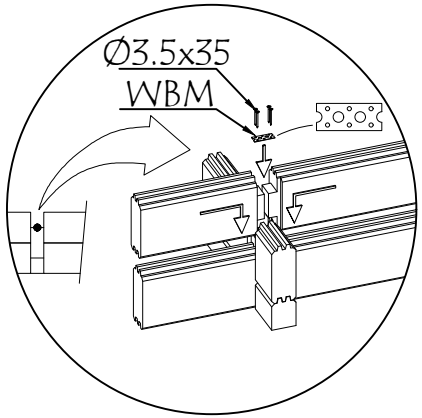

✲ !!! MONTAGEANLEITUNGEN - ASSEMBLY INSTRUCTIONS Seite/Page 1/1

Model	7005221	Seite/Page	7
Zeichnung/Drawing	WAND - WALL A	Maßstab/Scale	1:50
Profil/Profile	70x135	Datum/Date	29.06.2024
Zeichner/Drafter	SRM	File	7005221.dwg

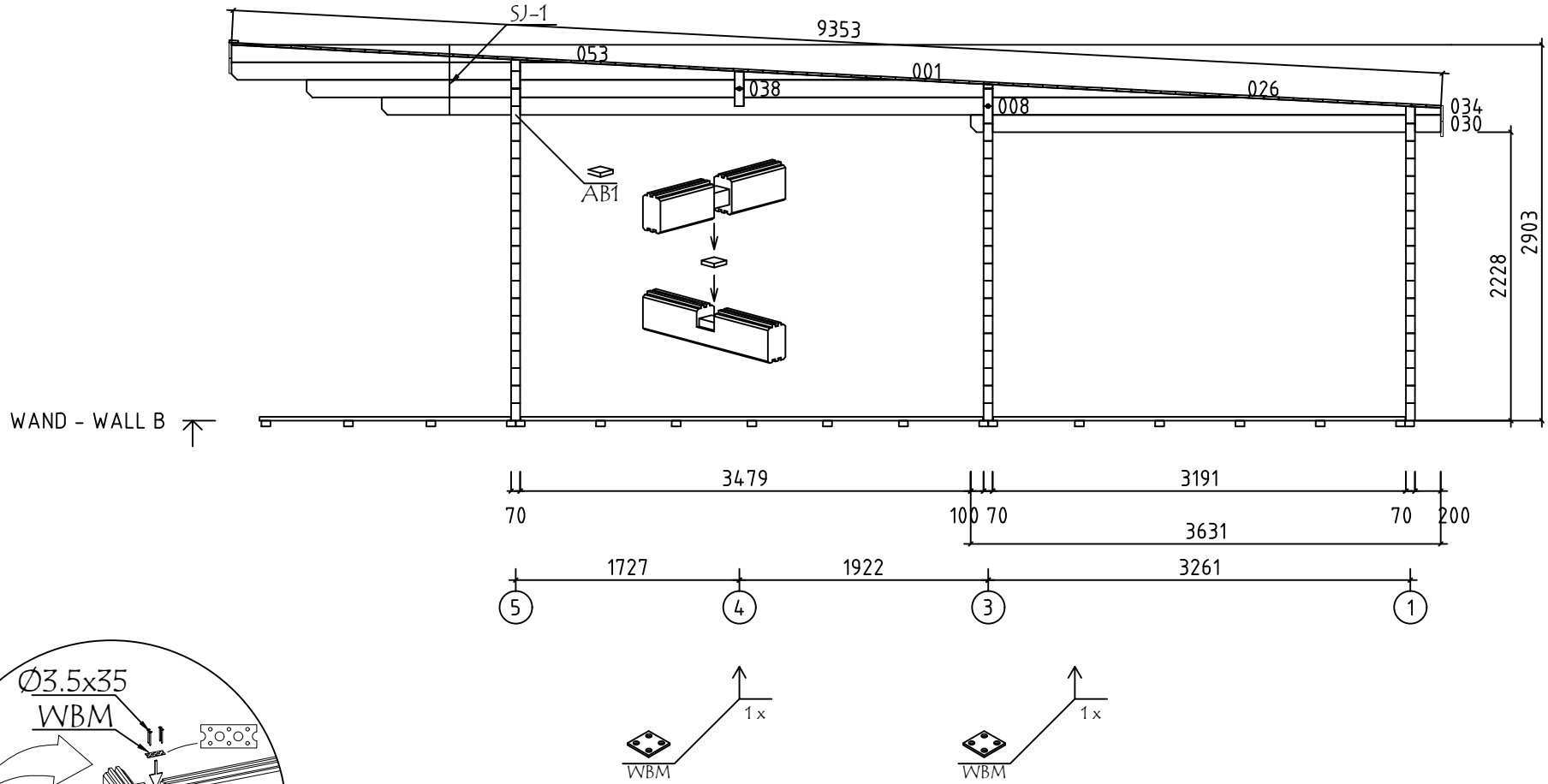

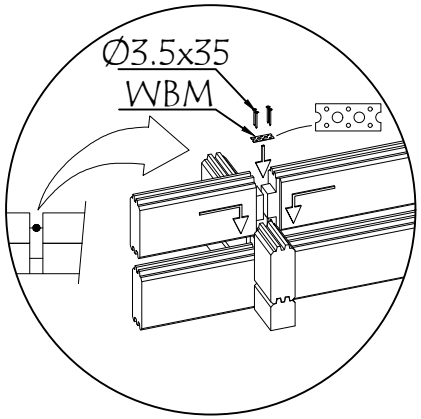

Model	7005221	Seite/Page	8
Zeichnung/Drawing	WAND - WALL B	Maßstab/Scale	1:50
Profil/Profile	70x135	Datum/Date	29.06.2024
Zeichner/Drafter	SRM	File	7005221.dwg

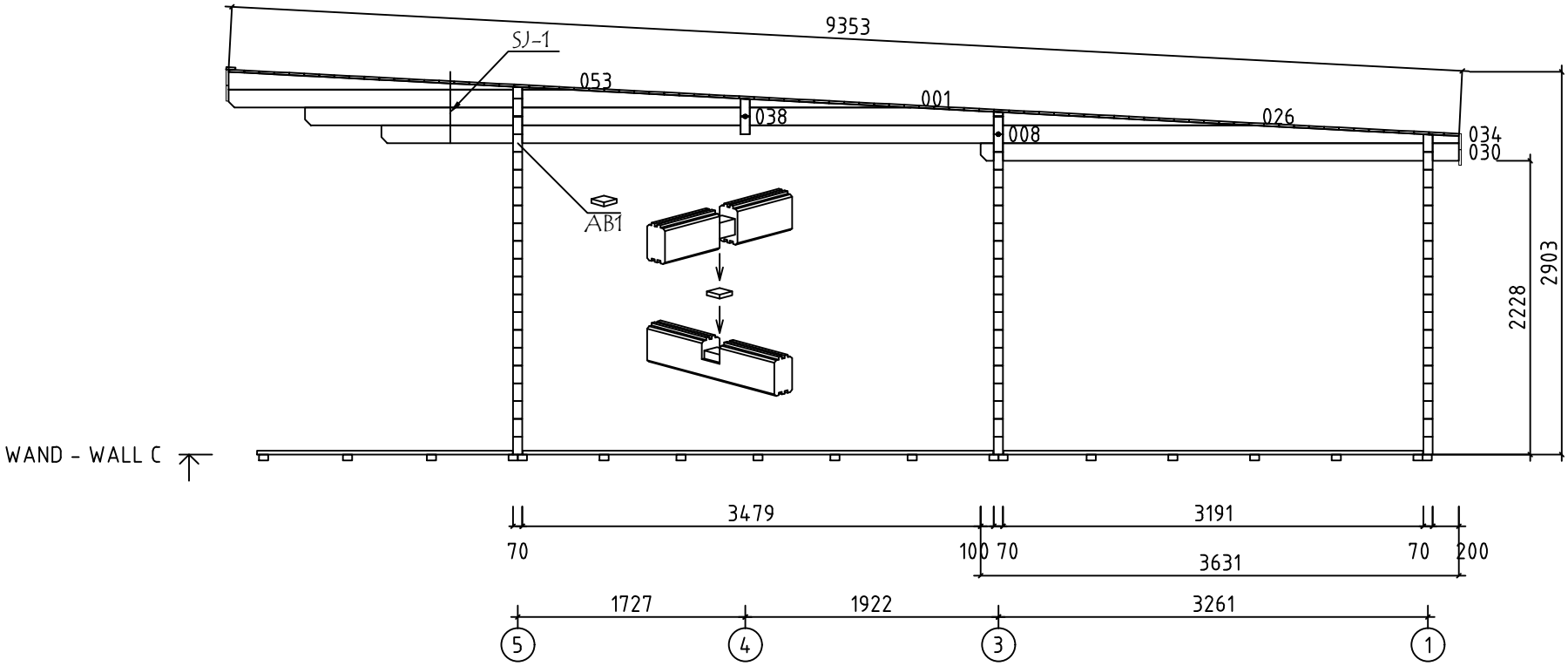

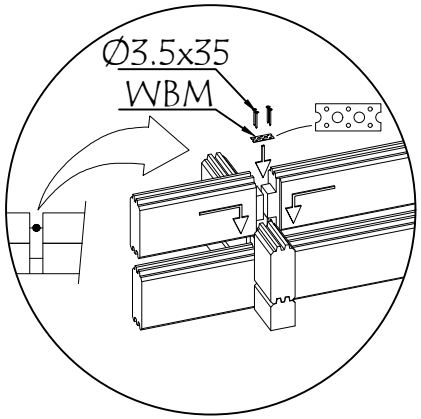

Model	7005221	Seite/Page	9
Zeichnung/Drawing	WAND - WALL C	Maßstab/Scale	1:50
Profil/Profile	70x135	Datum/Date	29.06.2024
Zeichner/Drafter	SRM	File	7005221.dwg

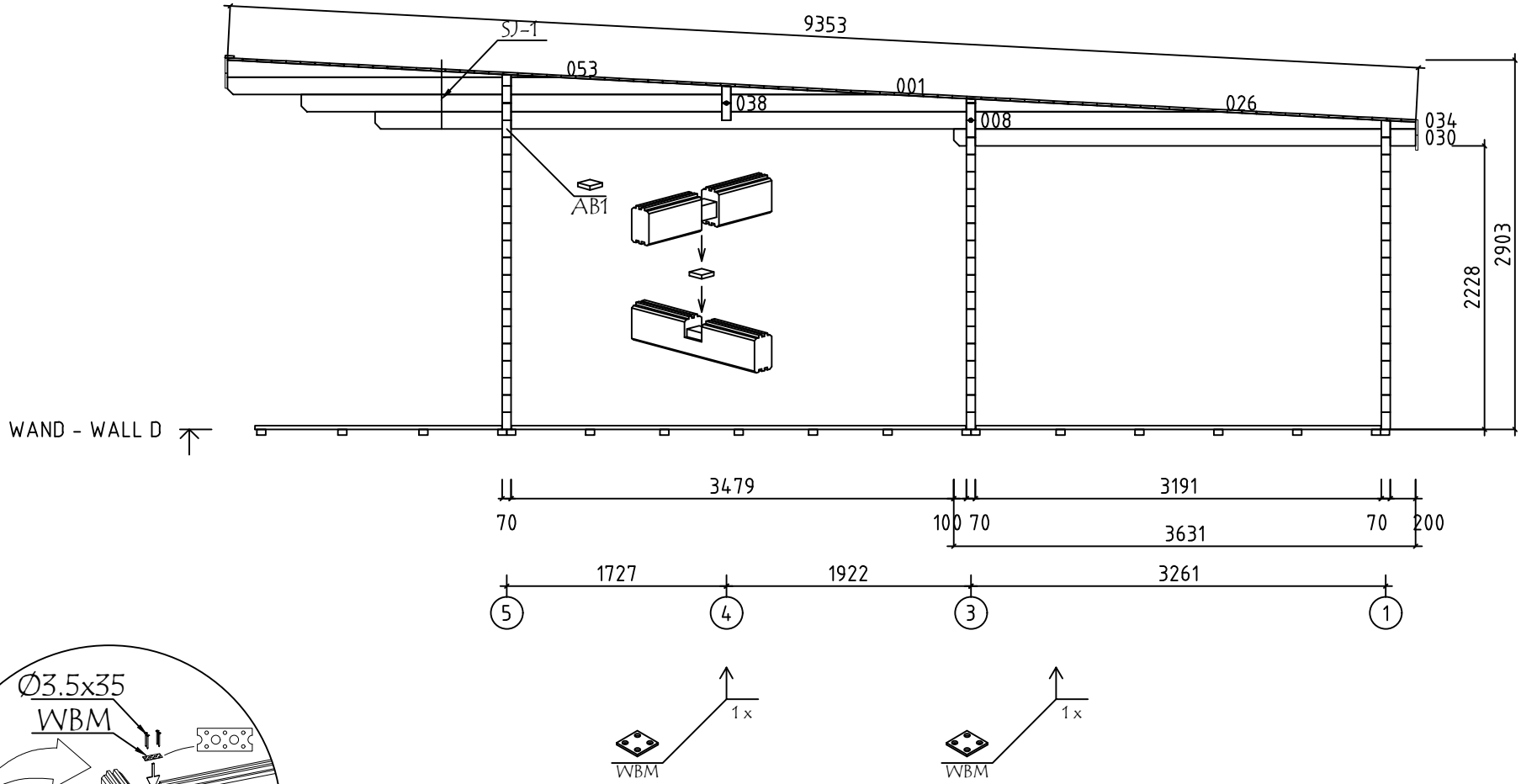

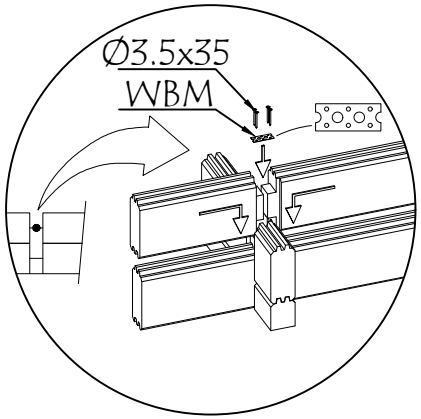

Model	7005221	Seite/Page	10
Zeichnung/Drawing	WAND - WALL D	Maßstab/Scale	1:50
Profil/Profile	70x135	Datum/Date	29.06.2024
Zeichner/Drafter	SRM	File	7005221.dwg

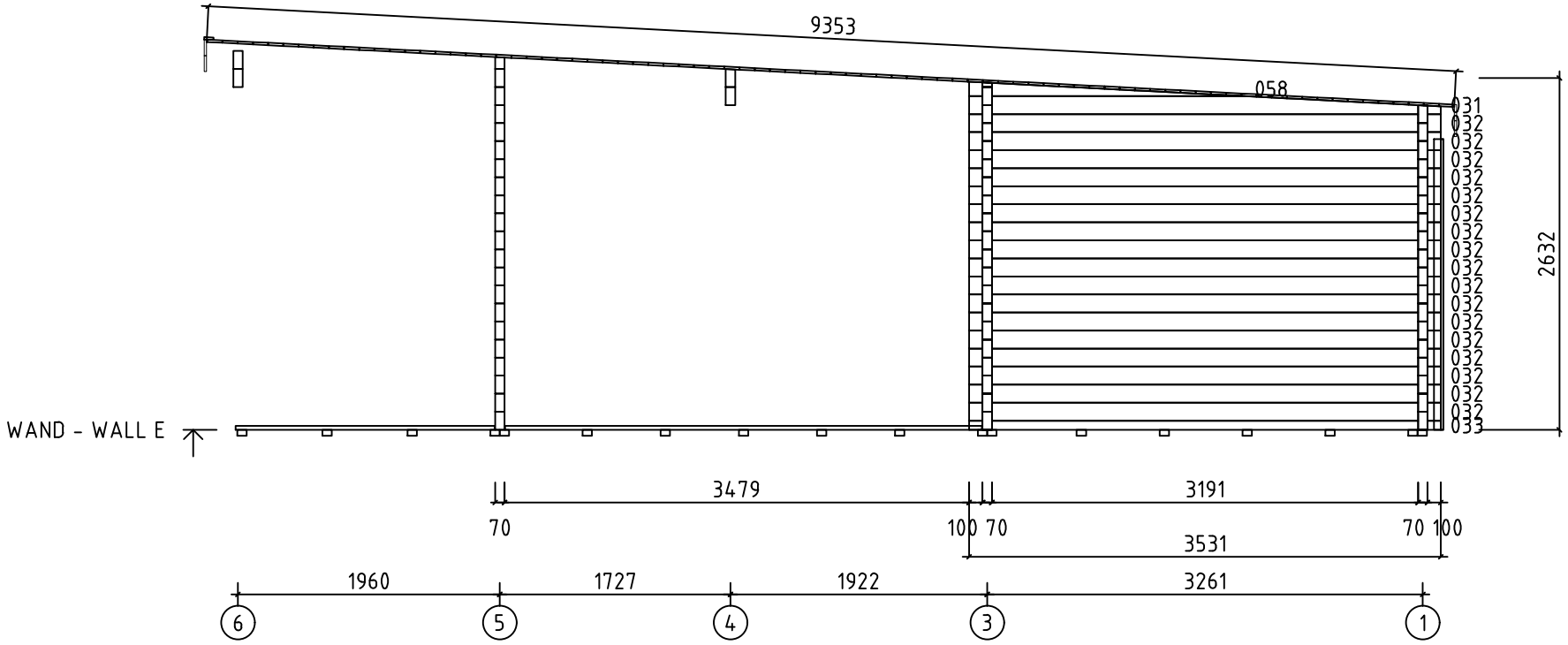

Model	7005221	Seite/Page	11
Zeichnung/Drawing	WAND - WALL E	Maßstab/Scale	1:50
Profil/Profile	70x135	Datum/Date	29.06.2024
Zeichner/Drafter	SRM	File	7005221.dwg

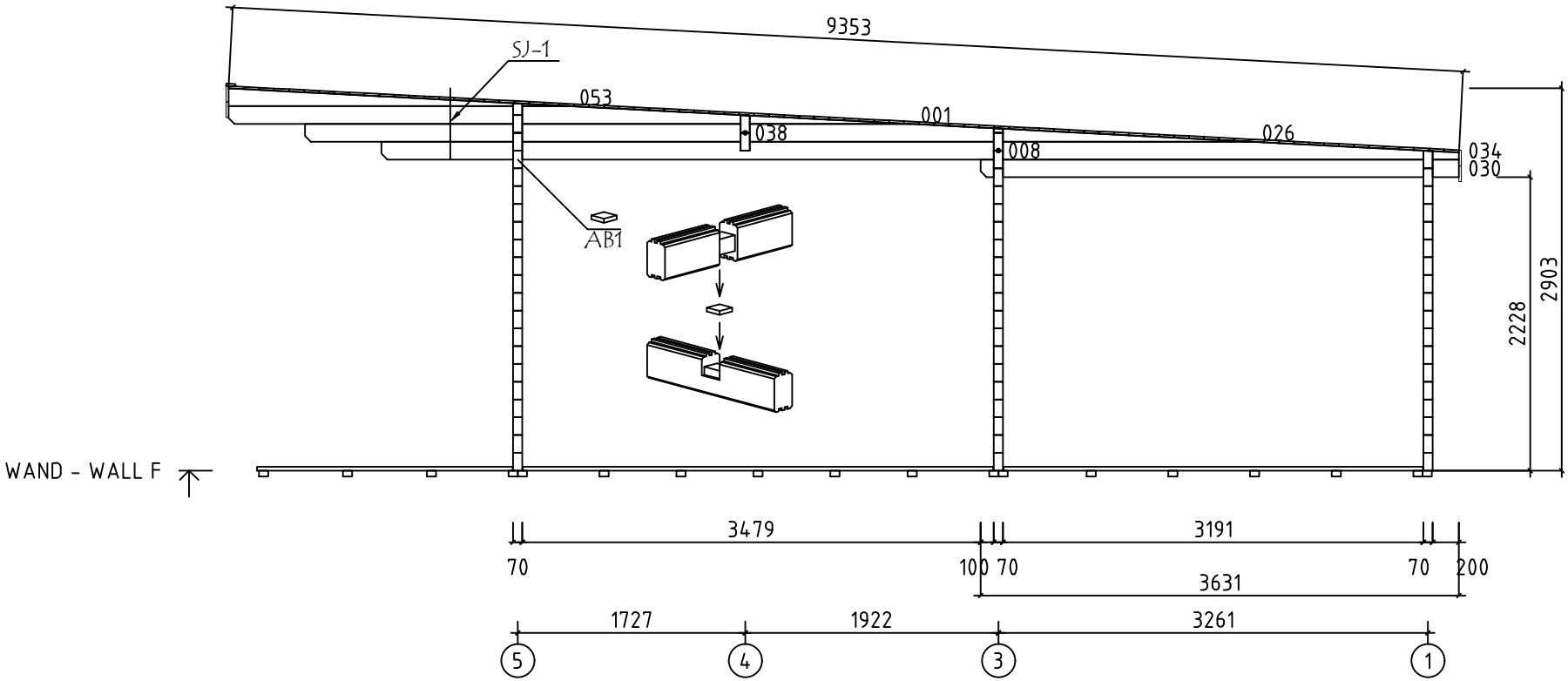

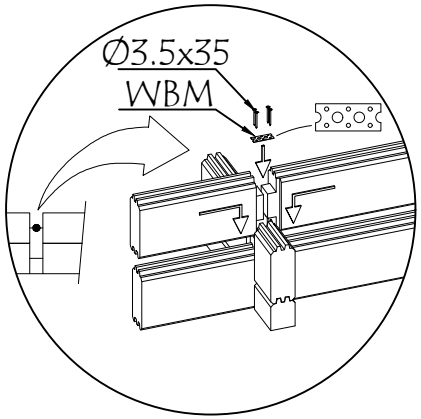

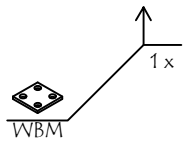

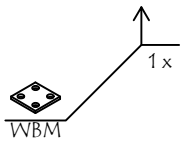

Model	7005221	Seite/Page	12
Zeichnung/Drawing	WAND - WALL F	Maßstab/Scale	1:50
Profil/Profile	70x135	Datum/Date	29.06.2024
Zeichner/Drafter	SRM	File	7005221.dwg

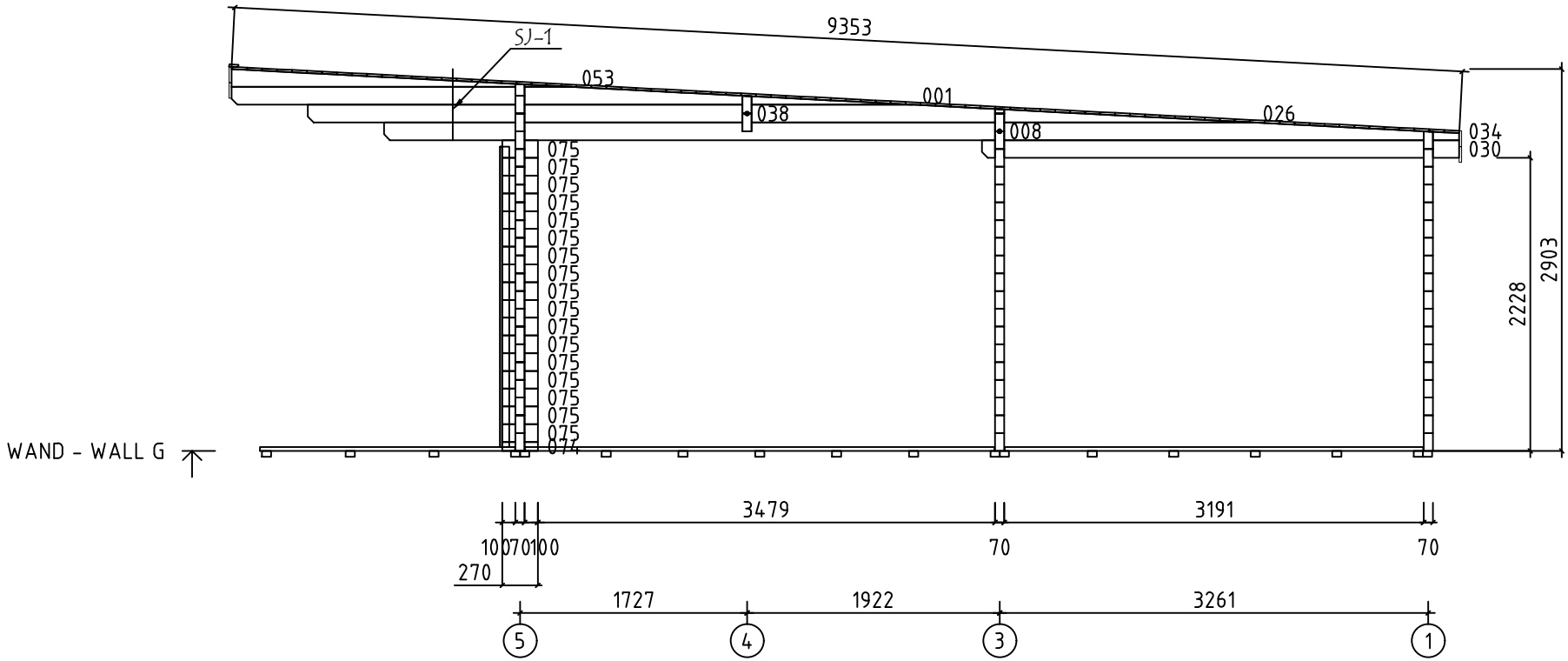

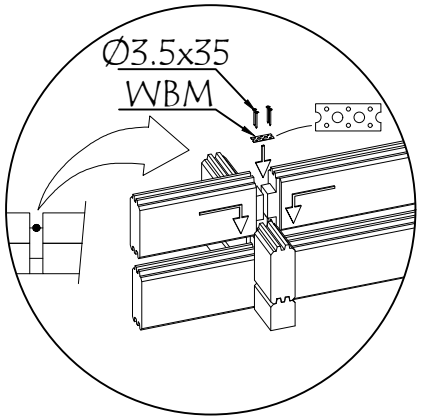

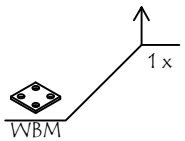

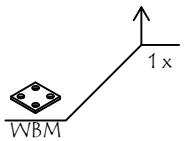

Model	7005221	Seite/Page	13
Zeichnung/Drawing	WAND - WALL G	Maßstab/Scale	1:50
Profil/Profile	70x135	Datum/Date	29.06.2024
Zeichner/Drafter	SRM	File	7005221.dwg

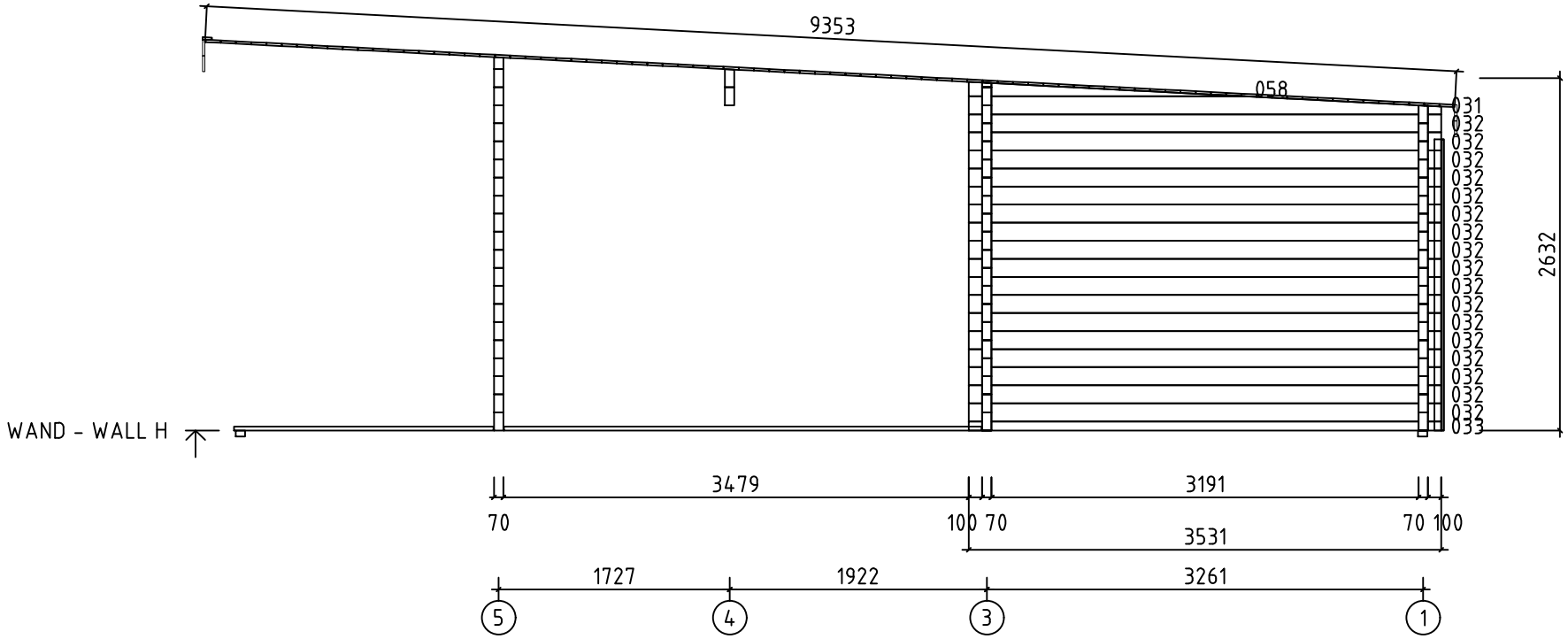

Model	7005221	Seite/Page	14
Zeichnung/Drawing	WAND - WALL H	Maßstab/Scale	1:50
Profil/Profile	70x135	Datum/Date	29.06.2024
Zeichner/Drafter	SRM	File	7005221.dwg

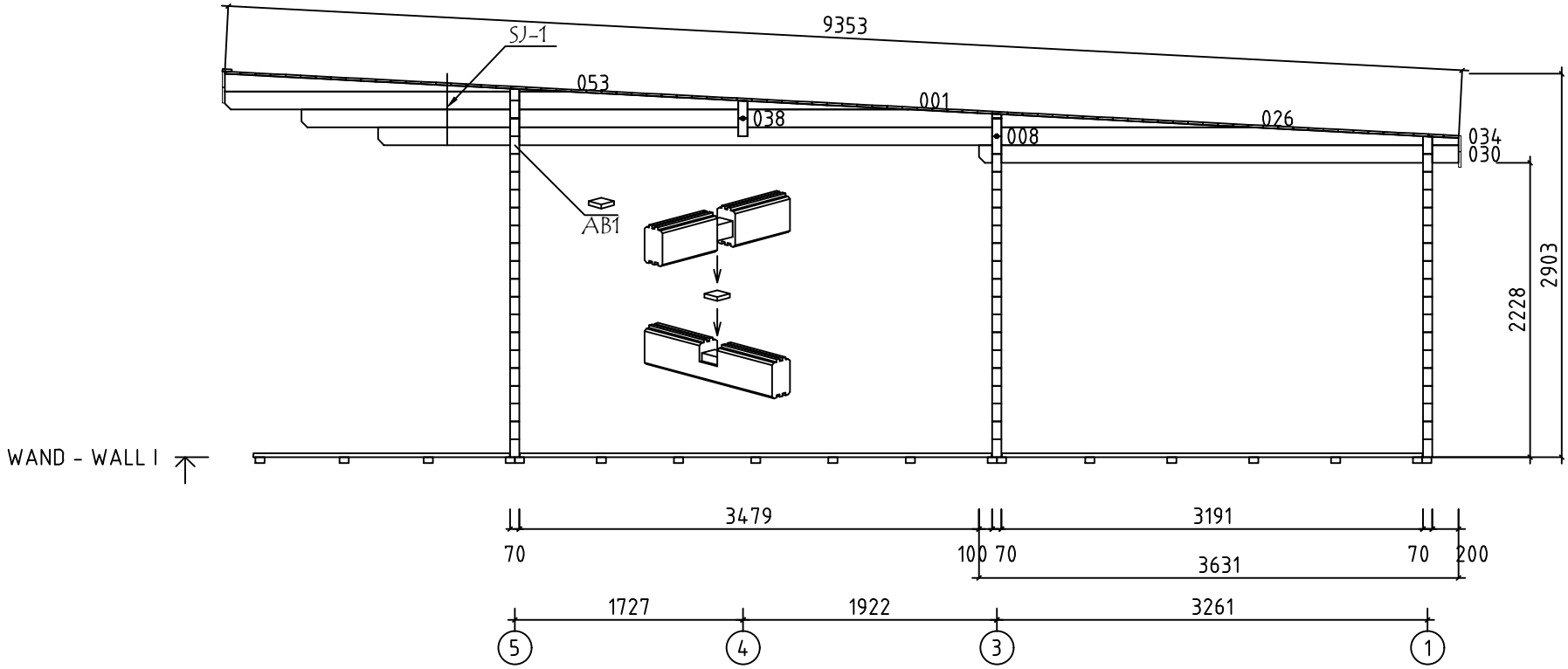

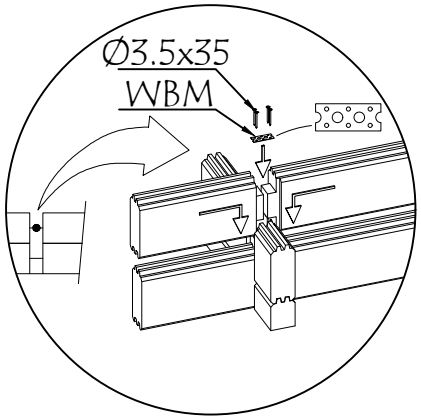

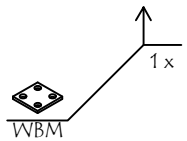

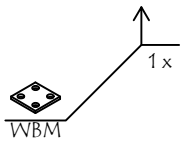

Model	7005221	Seite/Page	15
Zeichnung/Drawing	WAND - WALL I	Maßstab/Scale	1:50
Profil/Profile	70x135	Datum/Date	29.06.2024
Zeichner/Drafter	SRM	File	7005221.dwg

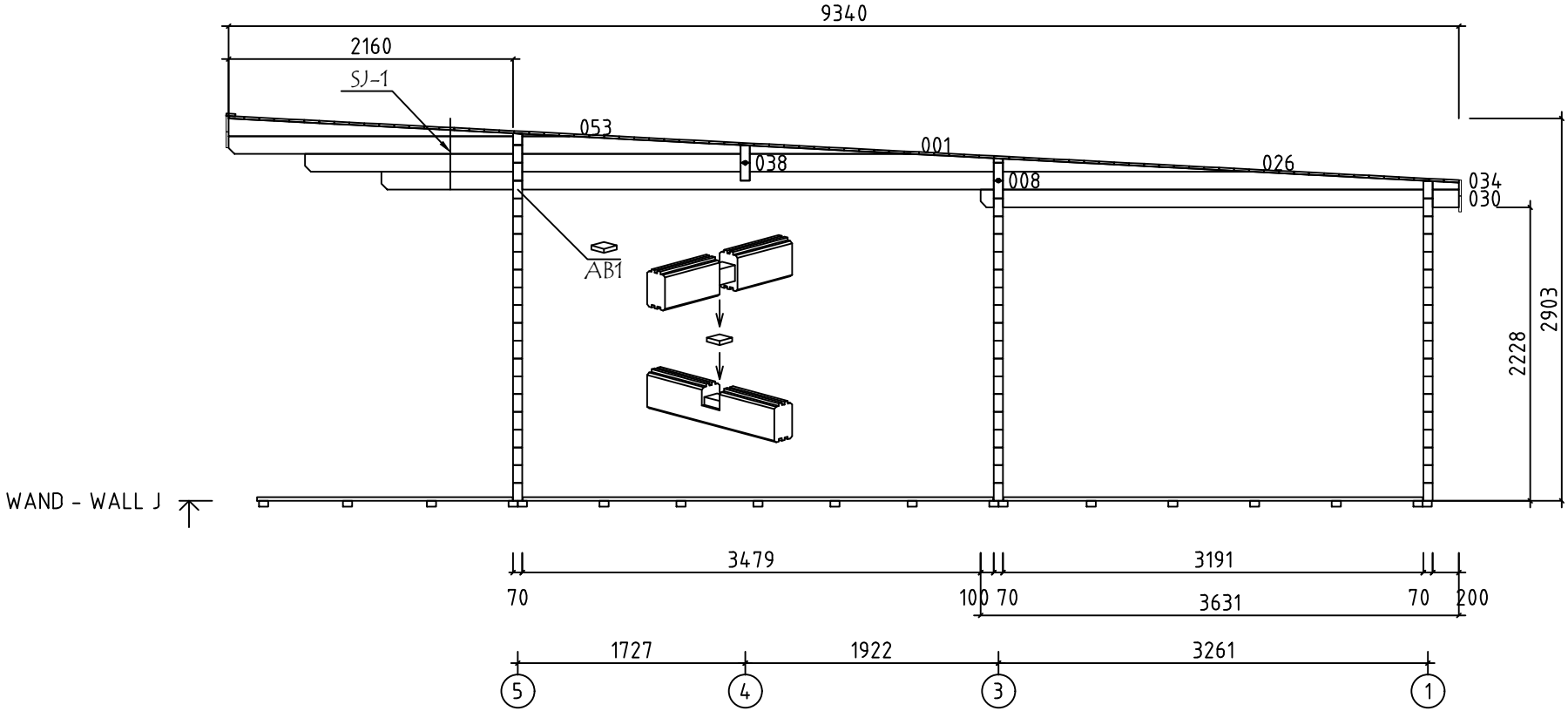

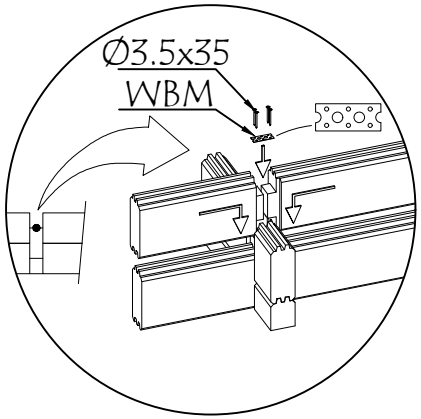

Model	7005221	Seite/Page	16
Zeichnung/Drawing	WAND - WALL J	Maßstab/Scale	1:50
Profil/Profile	70x135	Datum/Date	29.06.2024
Zeichner/Drafter	SRM	File	7005221.dwg

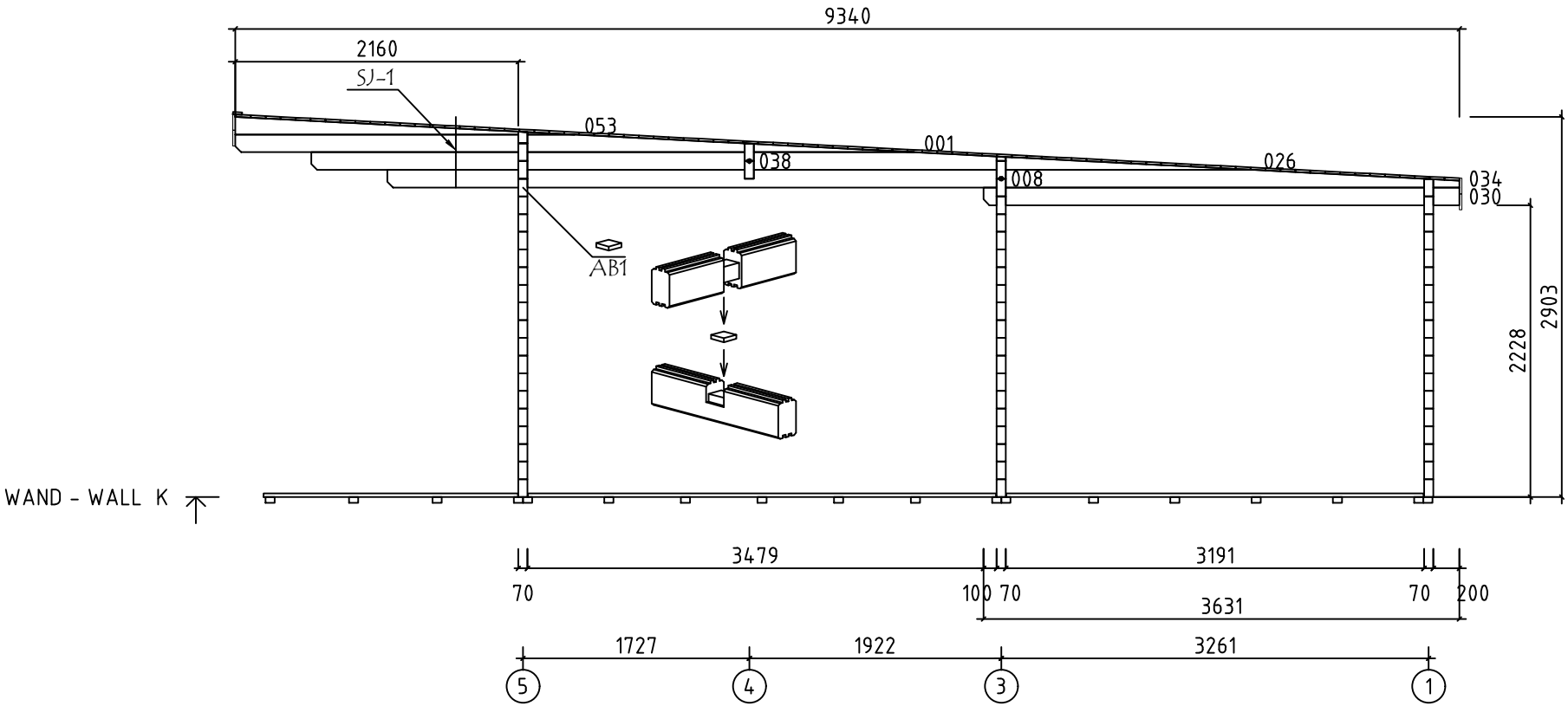

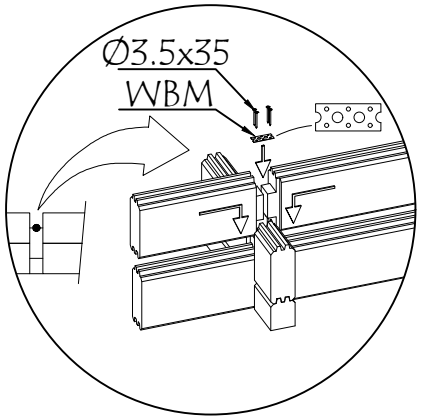

Model	7005221	Seite/Page	17
Zeichnung/Drawing	WAND - WALL K	Maßstab/Scale	1:50
Profil/Profile	70x135	Datum/Date	29.06.2024
Zeichner/Drafter	SRM	File	7005221.dwg

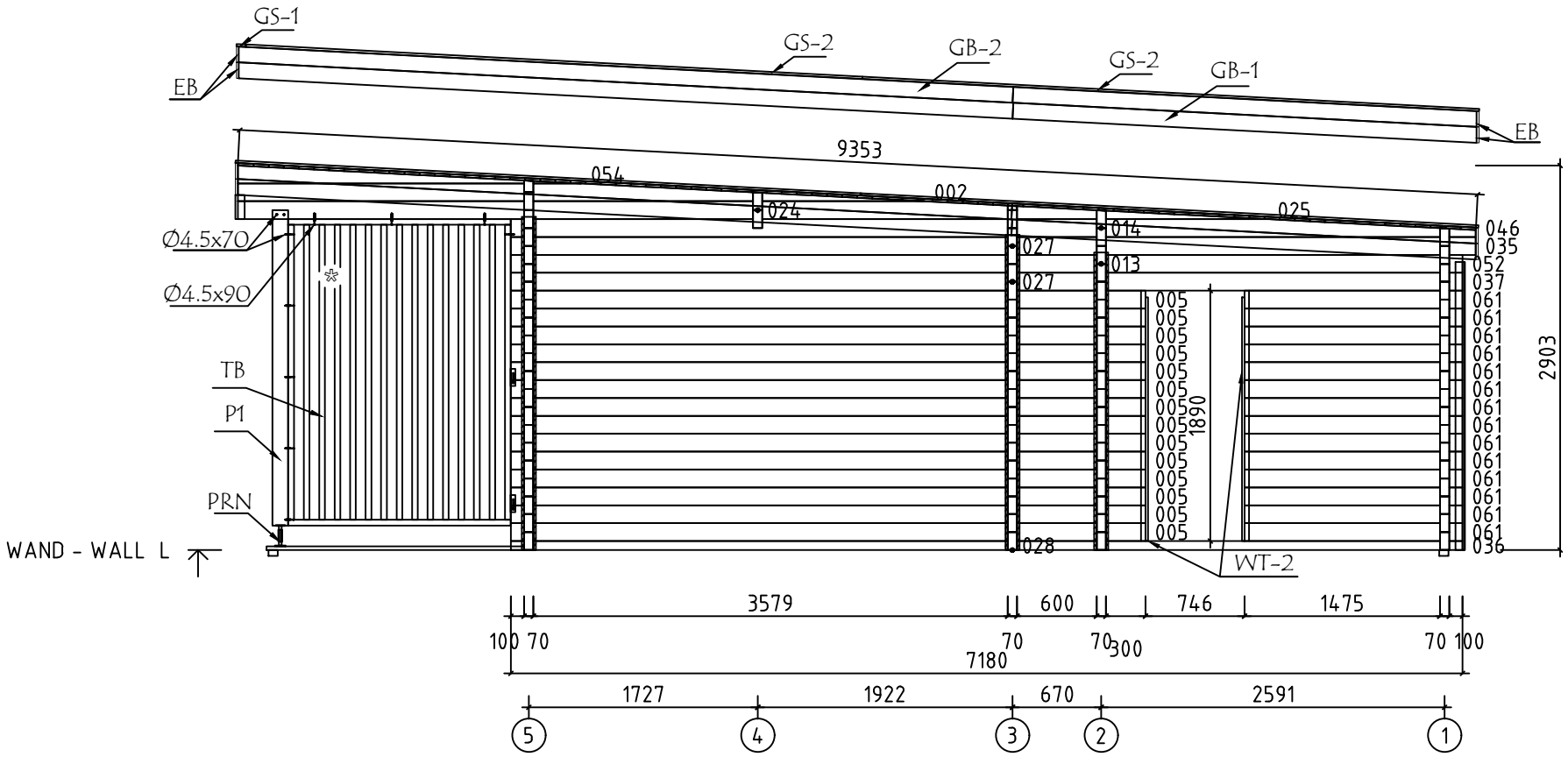

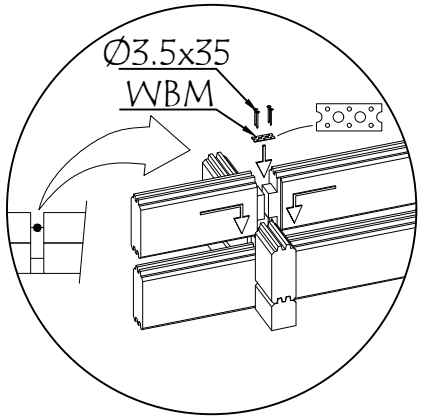

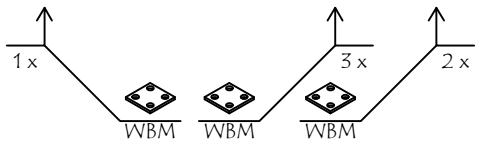

✲ !!! MONTAGEANLEITUNGEN - ASSEMBLY INSTRUCTIONS Seite/Page 1/1

Model	7005221	Seite/Page	18
Zeichnung/Drawing	WAND - WALL L	Maßstab/Scale	1:50
Profil/Profile	70x135	Datum/Date	29.06.2024
Zeichner/Drafter	SRM	File	7005221.dwg

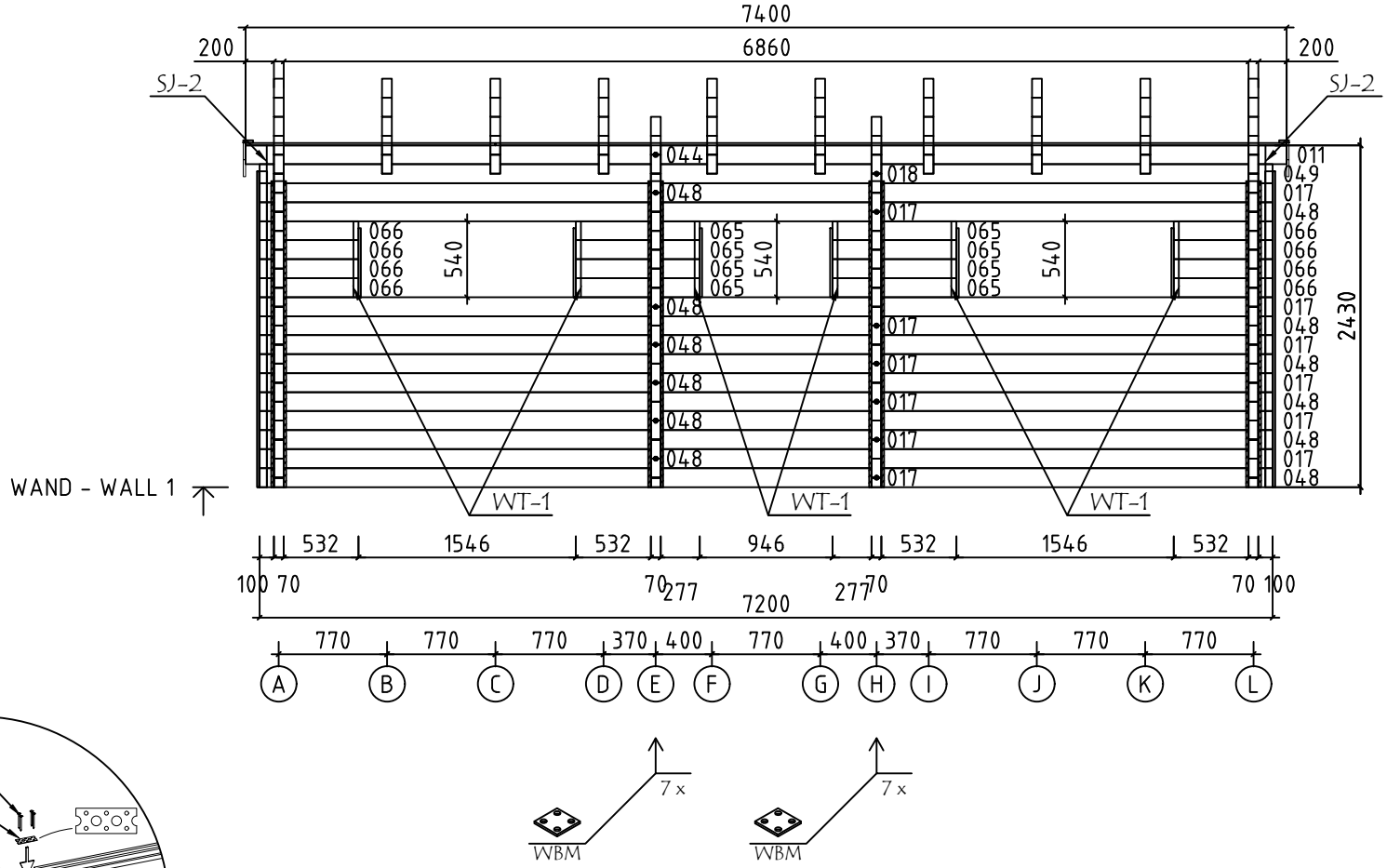

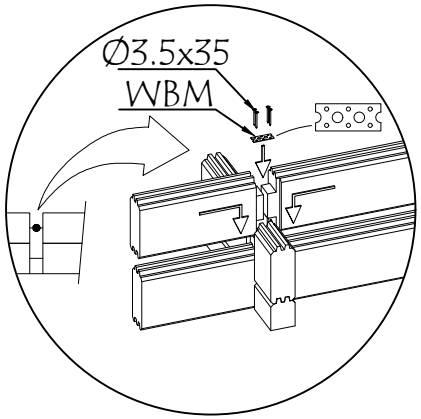

Model	7005221	Seite/Page	19
Zeichnung/Drawing	WAND - WALL 1	Maßstab/Scale	1:50
Profil/Profile	70x135	Datum/Date	29.06.2024
Zeichner/Drafter	SRM	File	7005221.dwg

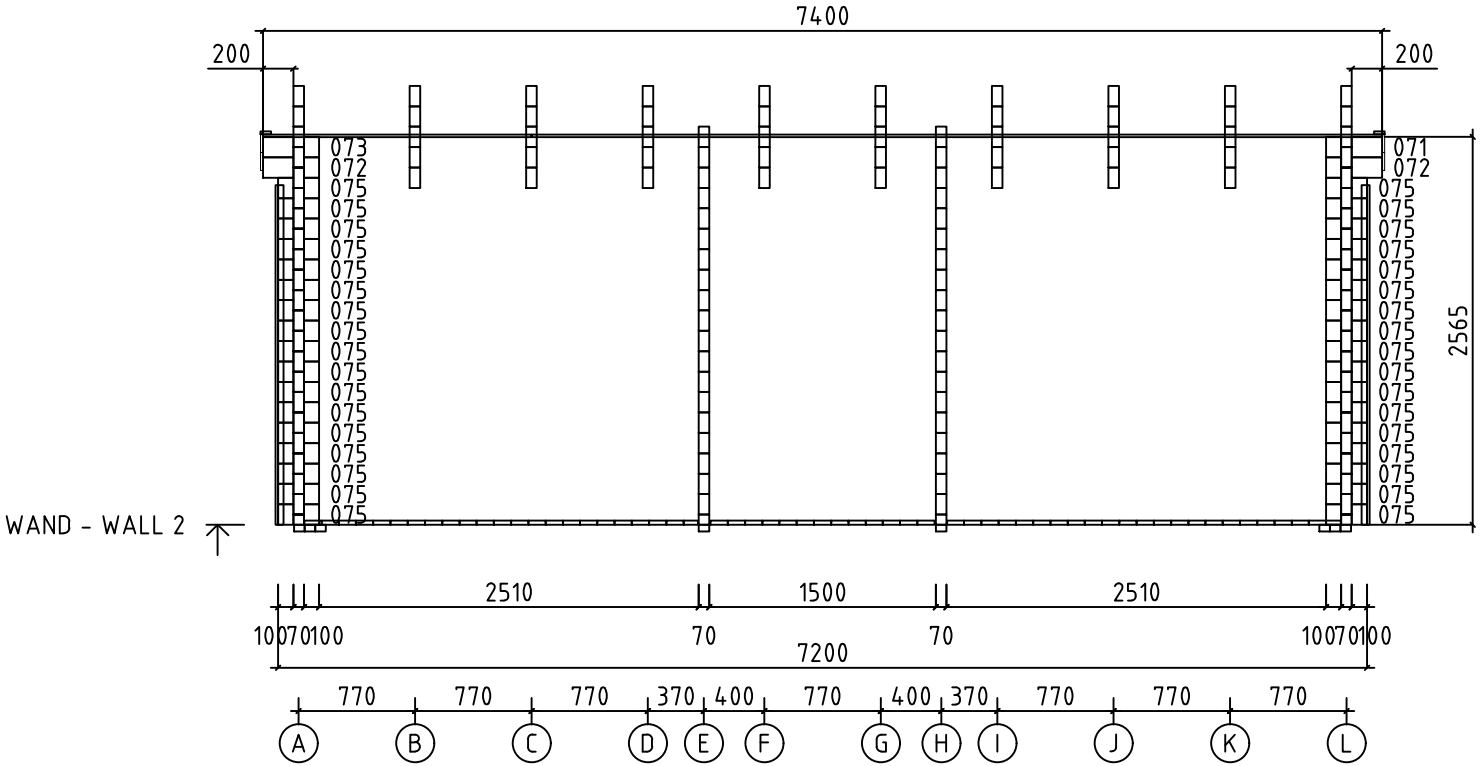

Model	7005221	Seite/Page	20
Zeichnung/Drawing	WAND - WALL 2	Maßstab/Scale	1:50
Profil/Profile	70x135	Datum/Date	29.06.2024
Zeichner/Drafter	SRM	File	7005221.dwg

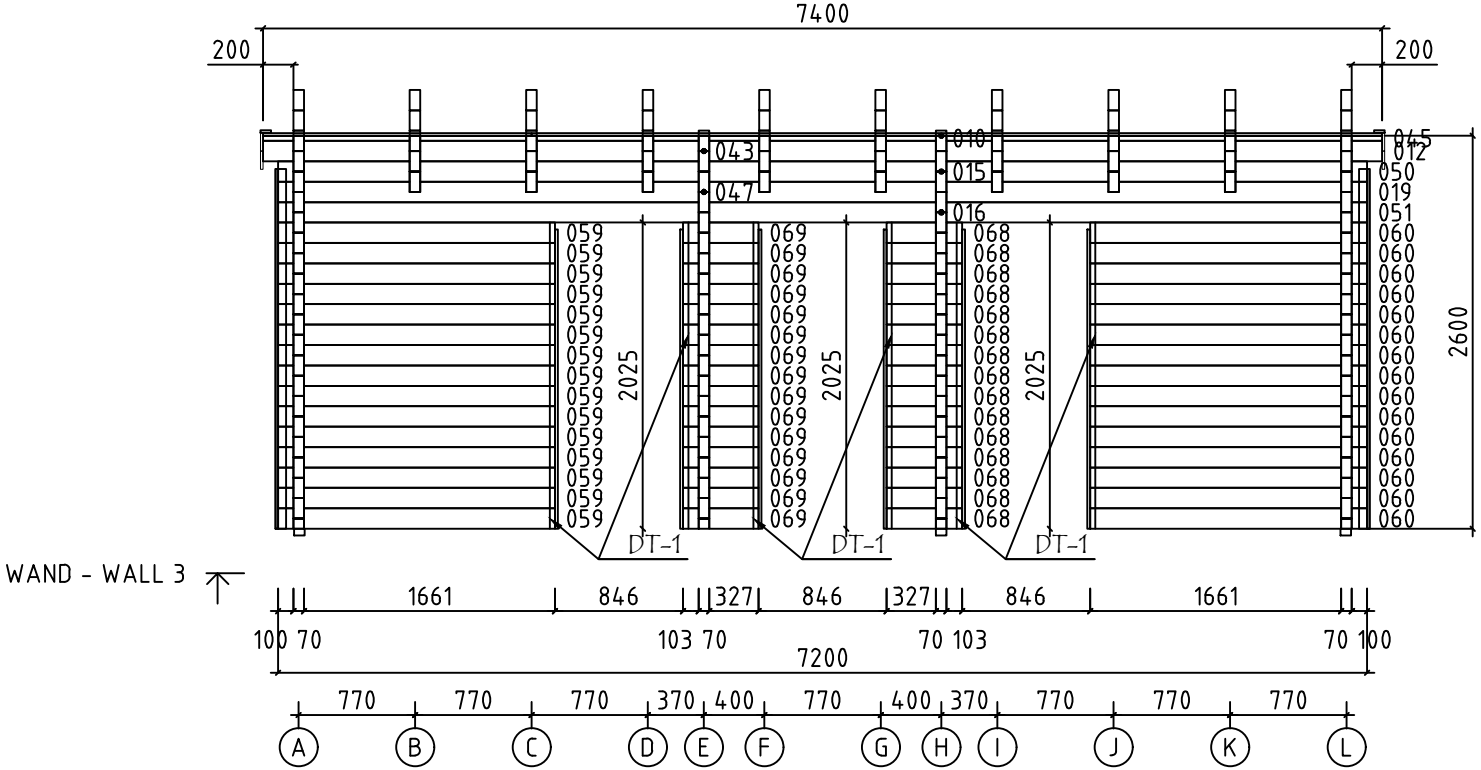

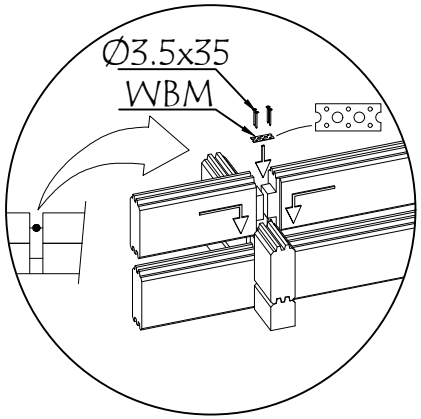

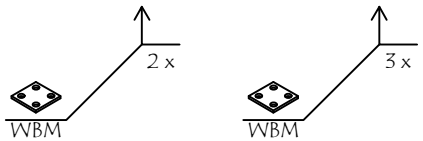

Model	7005221	Seite/Page	21
Zeichnung/Drawing	WAND - WALL 3	Maßstab/Scale	1:50
Profil/Profile	70x135	Datum/Date	29.06.2024
Zeichner/Drafter	SRM	File	7005221.dwg

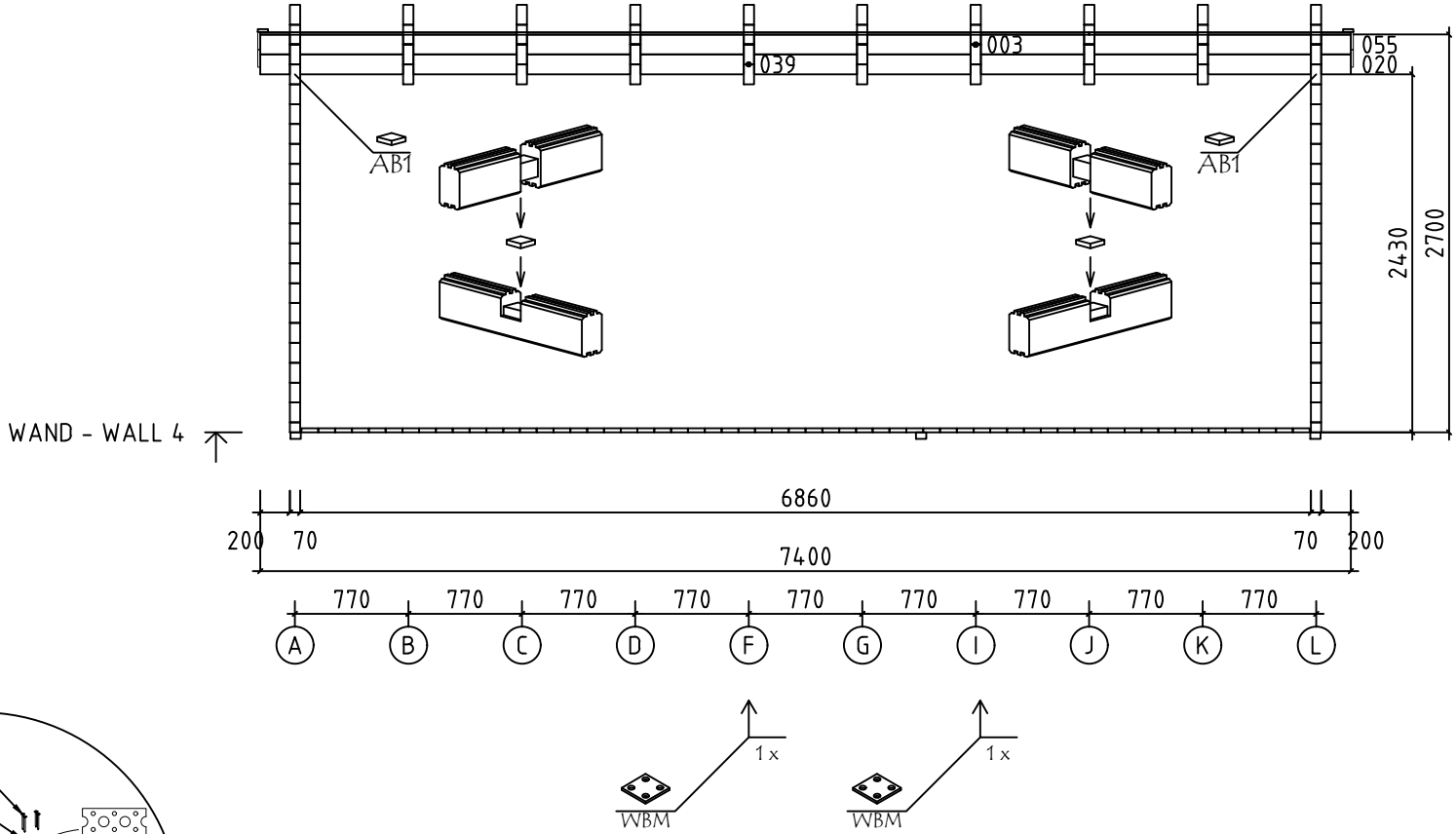

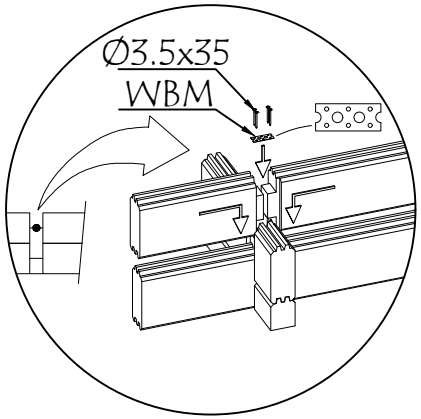

Model	7005221	Seite/Page	22
Zeichnung/Drawing	WAND - WALL 4	Maßstab/Scale	1:50
Profil/Profile	70x135	Datum/Date	29.06.2024
Zeichner/Drafter	SRM	File	7005221.dwg

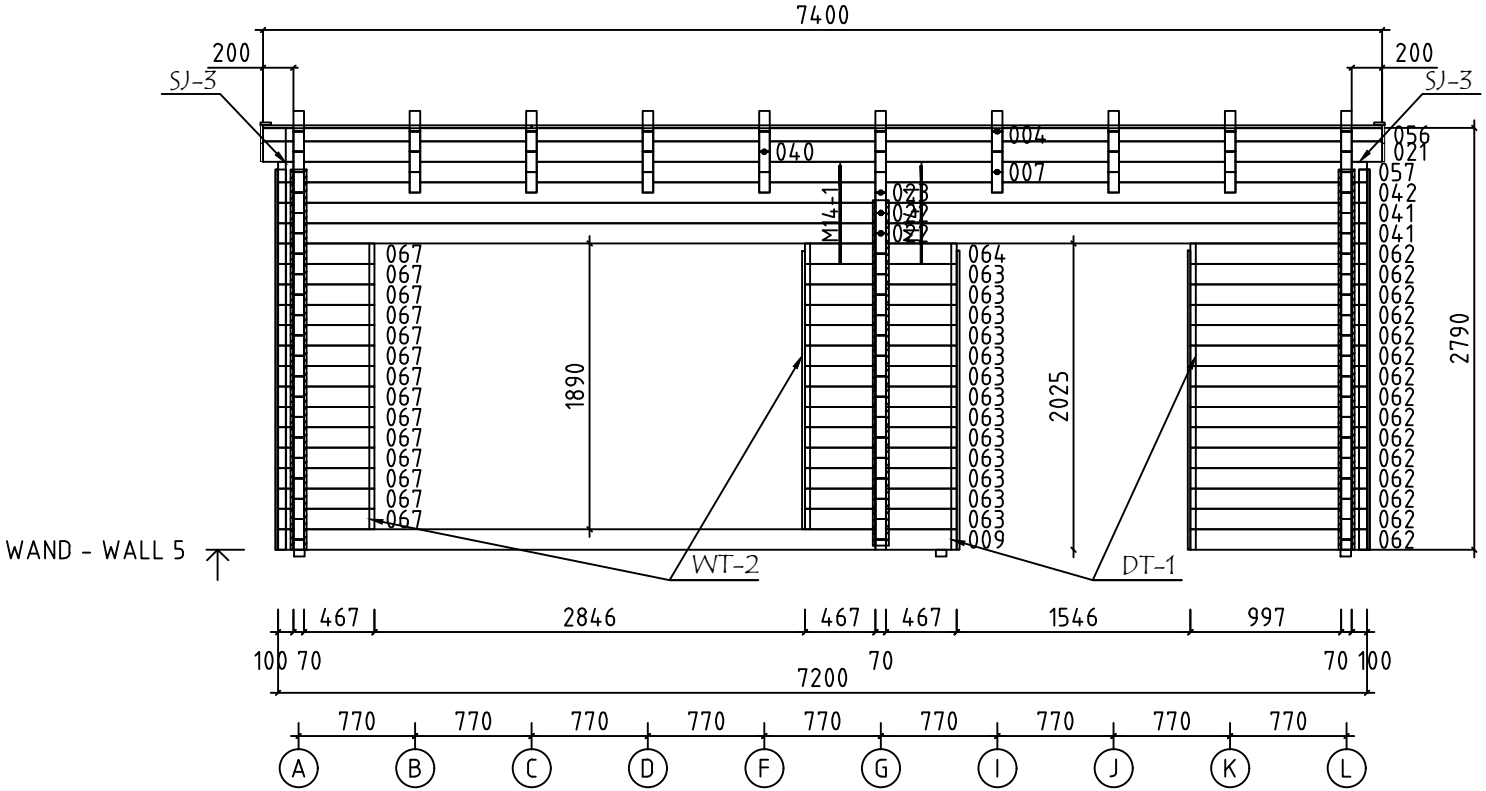

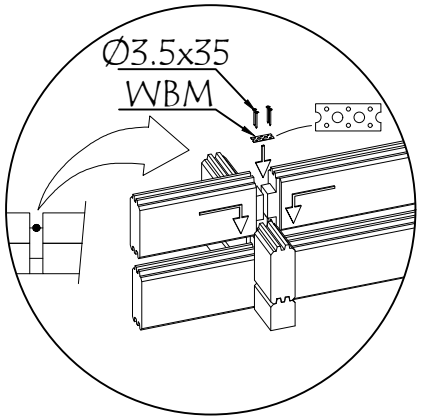

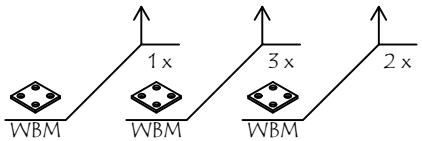

Model	7005221	Seite/Page	23
Zeichnung/Drawing	WAND - WALL 5	Maßstab/Scale	1:50
Profil/Profile	70x135	Datum/Date	29.06.2024
Zeichner/Drafter	SRM	File	7005221.dwg

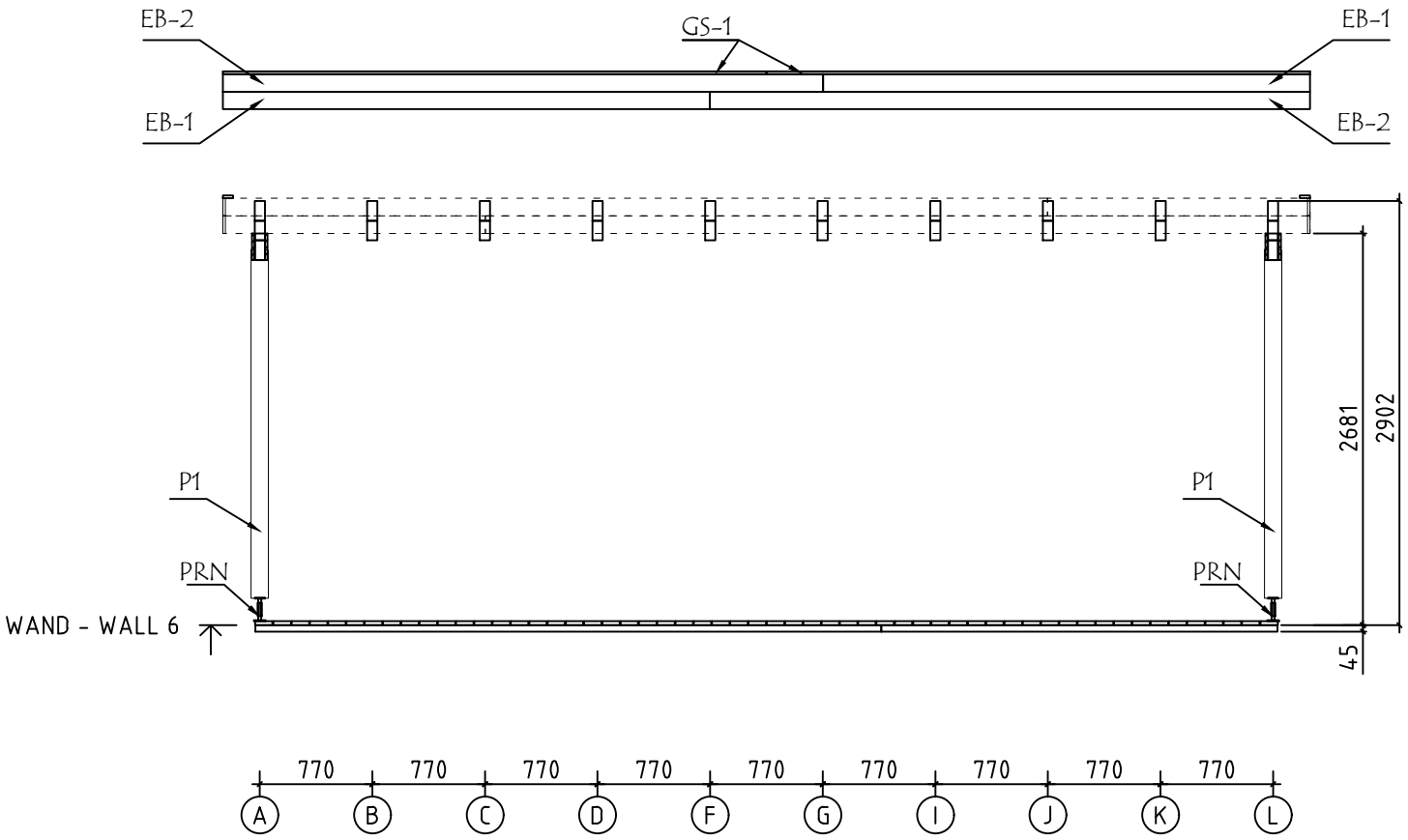

Model	7005221	Seite/Page	24
Zeichnung/Drawing	WAND - WALL 6	Maßstab/Scale	1:50
Profil/Profile	70x135	Datum/Date	29.06.2024
Zeichner/Drafter	SRM	File	7005221.dwg

Pos	Bestimmung-Specification 7005221	Stck. Pcs.	Profil Profile (mm)	Länge Length (mm)
001	2160 1657 1226	8	70x135	5183
002	2160 1657 1226	2	70x135	5183
003	200 700 700 700 700 700 700	1	70x135	4855
004	200 700 700 700 700 700 700	1	70x90	4855
005	100 3579 600 300	14	70x135	4789
006	100 4619 ERZATZBOHLE-SPARE BEAM	1	70x135	4789
007	100 700 700 700 700 700 700	1	70x135	4755
008	1000 1657 1852	8	70x135	4684
009	100 3780 467	1	70x135	4487
010	200 700 700 700 300 330 700 330	1	70x35	4485
011	330 700 330 300 700 700 700 200	1	70x135	4485
012	330 700 330 300 700 700 700 200	1	70x135	4485
013	100 3579 600	2	70x135	4454
014	100 1657 1852 600	2	70x135	4454
015	100 700 700 700 300 330 700 330	1	70x135	4385
016	100 2610 1500	1	70x135	4385
017	100 2610 1500	12	70x135	4385
018	100 700 700 700 300 330 700 330	1	70x135	4385
019	330 700 330 300 700 700 700 100	1	70x135	4385
020	700 700 700 700 700 200	1	70x135	4085
021	700 700 700 700 700 200	1	70x135	4085
022	100 3780	2	70x135	3985
023	100 700 700 700 700 700	1	70x135	3985

Pos	Bestimmung-Specification 7005221	Stck. Pcs.	Profil Profile (mm)	Länge Length (mm)
024		2	70x135	3922
025	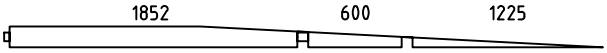	2	70x135	3852
026	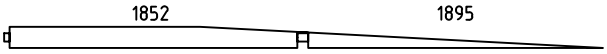	8	70x135	3852
027	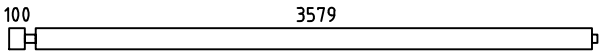	4	70x135	3784
028	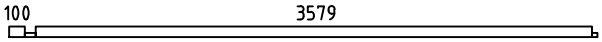	2	70x68	3784
029		14	70x135	3636
030	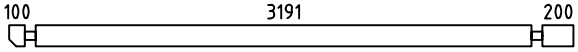	8	70x135	3631
031	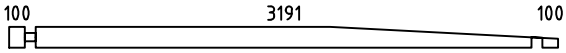	2	70x135	3531
032	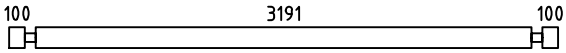	34	70x135	3531
033	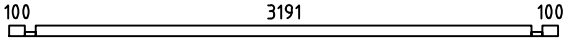	2	70x68	3531
034	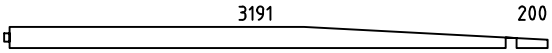	8	70x135	3496
035	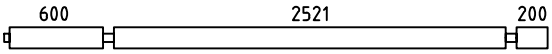	2	70x135	3496
036		2	70x68	3396
037		2	70x135	3396
038	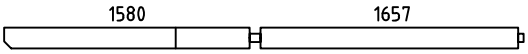	8	70x135	3342
039	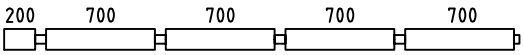	1	70x135	3315
040	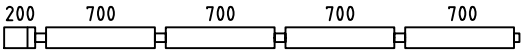	1	70x135	3315
041		2	70x135	3215
042	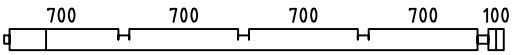	1	70x135	3215
043	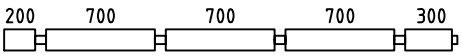	1	70x135	2915
044		1	70x135	2915
045		1	70x35	2915
046	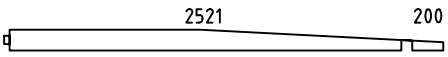	2	70x135	2826

Pos	Bestimmung-Specification 7005221	Stck. Pcs.	Profil Profile (mm)	Länge Length (mm)
047	100 700 700 700 300	1	70x135	2815
048	2610 100	12	70x135	2815
049	300 700 700 700 100	1	70x135	2815
050	300 700 700 700 100	1	70x135	2815
051	2610 100	1	70x135	2815
052	2521 100	2	70x135	2726
053	2160 361	8	70x135	2591
054	2160 361	2	70x135	2591
055	700 700 700 200	1	70x135	2545
056	700 700 700 200	1	70x90	2545
057	700 700 700 100	1	70x135	2445
058	100 1895	2	70x108	2065
059	100 1661	15	70x135	1831
060	1661 100	15	70x135	1831
061	1475 100	28	70x135	1645
062	997 100	15	70x135	1167
063	467 467	13	70x135	1004
064	467 467	1	70x135	1004
065	532 277	8	70x135	879
066	100 532	8	70x135	702
067	100 467	14	70x135	637
068	327 103	15	70x135	500
069	103 327	15	70x135	500

Pos	Bestimmung-Specification 7005221	Stck. Pcs.	Profil Profile (mm)	Länge Length (mm)
070	100 237	14	70x135	407
071	100 200	1	70x135	370
072	100 200	2	70x135	370
073	200 100	1	70x135	370
074	100100	1	70x68	270
075	100100	51	70x135	270
SH	SCHLAGHOLZ - HAMMER BLOCK 70 MM	2	70X135	300
WA-1 WL-1	540 054 002 025 3° 024 014 046 9340	2	70x540	9340
WB-1 WC-1 WD-1 WF-1 WG-1 WI-1 WJ-1 WK-1	540 053 001 026 3° 038 008 034 9340	8	70x540	9340
WE-1 WH-1	243 058 031 3531	2	70x243	3531
FBI1	FUNDAMENTHOLZ (IMM) - FOUNDATION BEAM (IMM)	3	70x45	5544
FBI5	FUNDAMENTHOLZ (IMM) - FOUNDATION BEAM (IMM)	2	70x45	4280
FBI7	FUNDAMENTHOLZ (IMM) - FOUNDATION BEAM (IMM)	16	70x45	4175
FBI2	FUNDAMENTHOLZ (IMM) - FOUNDATION BEAM (IMM)	3	70x45	3221
FBI6	FUNDAMENTHOLZ (IMM) - FOUNDATION BEAM (IMM)	2	70x45	2710
FBI8	FUNDAMENTHOLZ (IMM) - FOUNDATION BEAM (IMM)	16	70x45	2605
FBI3	FUNDAMENTHOLZ (IMM) - FOUNDATION BEAM (IMM)	5	70x45	600
FBI4	FUNDAMENTHOLZ (IMM) - FOUNDATION BEAM (IMM)	10	70x45	550
P1	PFOSTEN - POST	2	120x120	2380
BC5	TISCHE ECKE - TABLES CORNER	2	70x106	2515
BC4	TISCHE ECKE - TABLES CORNER	2	70x106	2380

Pos	Bestimmung-Specification 7005221	Stck. Pcs.	Profil Profile (mm)	Länge Length (mm)
BC3	TISCHE ECKE - TABLES CORNER	4	70x106	2245
BC2	TISCHE ECKE - TABLES CORNER	4	70x106	2175
BC1	TISCHE ECKE - TABLES CORNER	2	70x106	183
TB	SICHTSCHUTZZAUN - LATTICE ASSEMBLY REQUIRED-MONTAGE ERFORDERLICH !!! MONTAGEANLEITUNGEN - ASSEMBLY INSTRUCTIONS Seite/Page 1/1	2	70x1678	2295
R-1	DACHBRETTER - ROOF BOARDS 88mm or-oder 114mm	107+1 83+1	88x18 114x18	4860
R-2	DACHBRETTER - ROOF BOARDS 88mm or-oder 114mm	107 83	88x18 114x18	2540
F-1	FUSSBODENBRETTER-FLOOR BOARDS	60+1	114x28	3570
F-2	FUSSBODENBRETTER-FLOOR BOARDS	59	114x28	3185
T-1	TERRASSENBRETTER (IMM) - TERRACE BOARDS (IMM)	56+1	120x28	1940
FF-1	FUSSBODENLEISTEN FLOOR STRIPS		18x35	58,0 lfm/rm
GB-1	GIEBELLEISTE - GABLE MOULDING	4	18x120	3510
GB-2	GIEBELLEISTE - GABLE MOULDING	4	18x120	5850
EB-1	TRAUFENBRETTER - EAVES BOARD	4	18x120	3330
EB-2	TRAUFENBRETTER - EAVES BOARD	4	18x120	4106
ES-1	TRAUFENLEISTE - EAVES STRIPS	4	30x40	4675
GS-1	GIEBELDECKLEISTE - GABLE COVER STRIPS	2	18x70	3718
GS-2	GIEBELDECKLEISTE - GABLE COVER STRIPS	4	18x70	4660
WT-1	FIXIRUNGSLEISTE FÜR FENSTER - FIXING FILLET FOR WINDOW	6	43x70	490
WT-2	FIXIRUNGSLEISTE FÜR FENSTER - FIXING FILLET FOR WINDOW	8	43x70	1840
DT-1	FIXIRUNGSLEISTE FÜR TÜR - FIXING FILLET FOR DOOR	8	43x70	1980

Pos	Bestimmung-Specification 7005221	Stck. Pcs.	Profil Profile (mm)	Länge Length (mm)
SJ-1	TÕMB	8		480
SJ-2	TÕMB	2		2460
SJ-3	TÕMB	2		2820
M14-1	WANDBOHLEN BEFESTIGUNGSSTIFT - WALLBEAMS MOUNTIG PEG	2		640
HS1	CHRAUBEN FÜR WANDBOHLEN BEFESTIGUNG METALLESCREW - SCREWS FOR WALLBEAMS CONNECTING METAL / WBM	220	ø3.5x35	
HS	SCHRAUBEN FÜR STAHL ECKE - SCREWS FOR STEEL CORNER / SC	16	ø3.5x35	
HS	SCHRAUBEN FÜR TISCHE ECKE -SCREWS FOR TABLES CORNER / BC	150	Ø4.5X50	
HS	SCHRAUBEN FÜR GIEBELLEISTE - SCREWS FOR GABLE MOULDING / GB	80	Ø4.5X50	
HS	SCHRAUBEN FÜR TRAUFENBRETTER - SCREWS FOR EAVES BOARD / EB	64	Ø4.5X50	
HS	SCHRAUBEN FÜR TRAUFENLEISTE - SCREWS FOR EAVES STRIPS / ES	22	Ø4.5X50	
HS	SCHRAUBEN FÜR GIEBELDECKLEISTEN - SCREWS FOR GABLE COVER STRIPS / GS	72	Ø4.5X50	
HS	SCHRAUBEN FÜR PFOSTEN - SCREWS FOR POST / P	8	Ø4.5X70	
HS	SCHRAUBEN FÜR SICHTSCHUTZZAUN - SCREWS FOR - LATTICE / TB	60	Ø4.5X70	
HS	SCHRAUBEN FÜR SICHTSCHUTZZAUN - SCREWS FOR LATTICE / TB	18	Ø4.5X90	
HS	SCHRAUBEN FÜR 1. BOHLENREIHE - SCREWS FOR 1. WALL BEAM	12	Ø5.0X100	
HS	SCHRAUBEN FÜR FUNDAMENTHOLZ - SCREWS FOR FOUNDATION BEAM / FBI	206	Ø5.0X120	
HS	SCHRAUBEN FÜR 1. BOHLENREIHE - SCREWS FOR 1. WALL BEAM	12	Ø6X160	
HS	SCHRAUBEN FÜR TISCHE ECKE -SCREWS FOR TABLES CORNER / BC	50	Ø6X45	
HS	SCHRAUBEN FÜR STAHL ECKE - SCREWS FOR STEEL CORNER / SC	4	Ø6X45	
HS	SCHRAUBEN FÜR REGULIERUNGSSCHRAUBE FÜR PFOSTEN - SCREWS FOR POST HEIGHT ADJUSTMENT / PRN	16	Ø6X45	
NF	NÄGEL FÜR DACHBRETTER - NAILS FOR ROOF BOARDS / R	1826	Ø2.5X60	
NF	NÄGEL FÜR FUSSBODENBRETTER - NAILS FOR FLOOR BOARDS / F	1550	Ø2.5X60	
NF	NÄGEL FÜR TERRASSENBRETTER - NAILS FOR TERRACE BOARDS / T	450	Ø2.5x60	

Pos	Bestimmung-Specification 7005221	Stck. Pcs.	Profil Profile (mm)	Länge Length (mm)
NF	NÄGEL FÜR FUSSBODENLEISTE - NAILS FOR FLOOR STRIPS / FF	120	Ø2X40	
KL	UNTERLEGSCHEIBE FÜR TISCHE ECKE - PLAIN WASHER FOR TABLES CORNER BC	50	M6X18	
KL	UNTERLEGSCHEIBE FÜR WAND SCHIEBEREGLER - PLAIN WASHER FOR SLIDING WALL TIE / SC	4	M6X18	
WBM3	WANDBOHLEN BEFESTIGUNG METALLE - WALLBEAMS CONNECTING METAL	55	50X50	
SC	SCHIEBEREGLER FÜR WAND - SLIDING WALL TIE	4		
AB	ERHEBEN - UPLIFT	9	75x70x18	
PRN	REGULIERUNGSSCHRAUBE FÜR PFOSTEN - POST HEIGHT ADJUSTMENT	2		
AST_1H	FENSTER - WINDOW 1500 500	2	1500x500	
AST_1H	FENSTER - WINDOW 900 500	1	900x500	
AST_1H	FENSTER - WINDOW DIN LINKS/LEFT HANDED 700 1850	1	700x1850	
AST_1H	FENSTER - WINDOW FESTSTEHEND/FIXED 2800 700 700 700 700 1850 ø4.5x50 A-A 18x70 INNEN – INSIDE	4	700x1850	

Pos	Bestimmung-Specification 7005221	Stck. Pcs.	Profil Profile (mm)	Länge Length (mm)
AST_1H	FENSTER - WINDOW FESTSTEHEND/FIXED 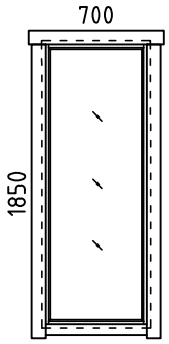	2	700x1850	
AST_IN	TÜR - DOOR DIN RECHTS/RIGHT HANDED 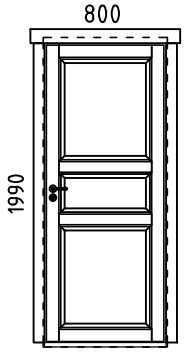	2	800x1990	
AST_IN	TÜR - DOOR DIN LINKS/LEFT HANDED 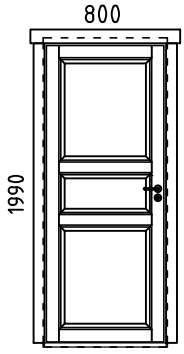	1	800x1990	
AST_PRE	TÜR - DOOR DIN RECHTS/RIGHT HANDED 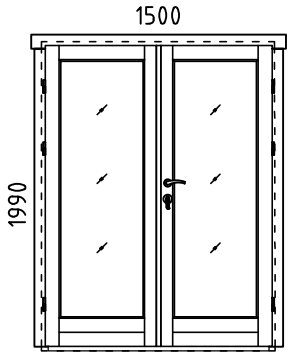	1	1500x1990	
✂	BITTE SELBER ANPASSEN (FALLS NÖTIG)! - CUT INTO LENGTH ON SITE (IF NEEDED)!			

Pos	MONTAGEANLEITUNGEN - ASSEMBLY INSTRUCTIONS 7005221	Stck. Pcs.	Profil Profile (mm)	Länge Length (mm)
DCL1	DEKORATIVE HOLZFORMEN - DECORATIVE WOODEN MOLDINGS	26	43x70	2295
DCR1	RAHMEN FÜR SICHTSCHUTZZAUN - FRAME FOR LATTICE	4	43x70	2295
DCR2	RAHMEN FÜR SICHTSCHUTZZAUN - FRAME FOR LATTICE	4	43x70	1678
TB	SICHTSCHUTZZAUN - LATTICE ASSEMBLY REQUIRED-MONTAGE ERFORDERLICH	2	70x1678	2295

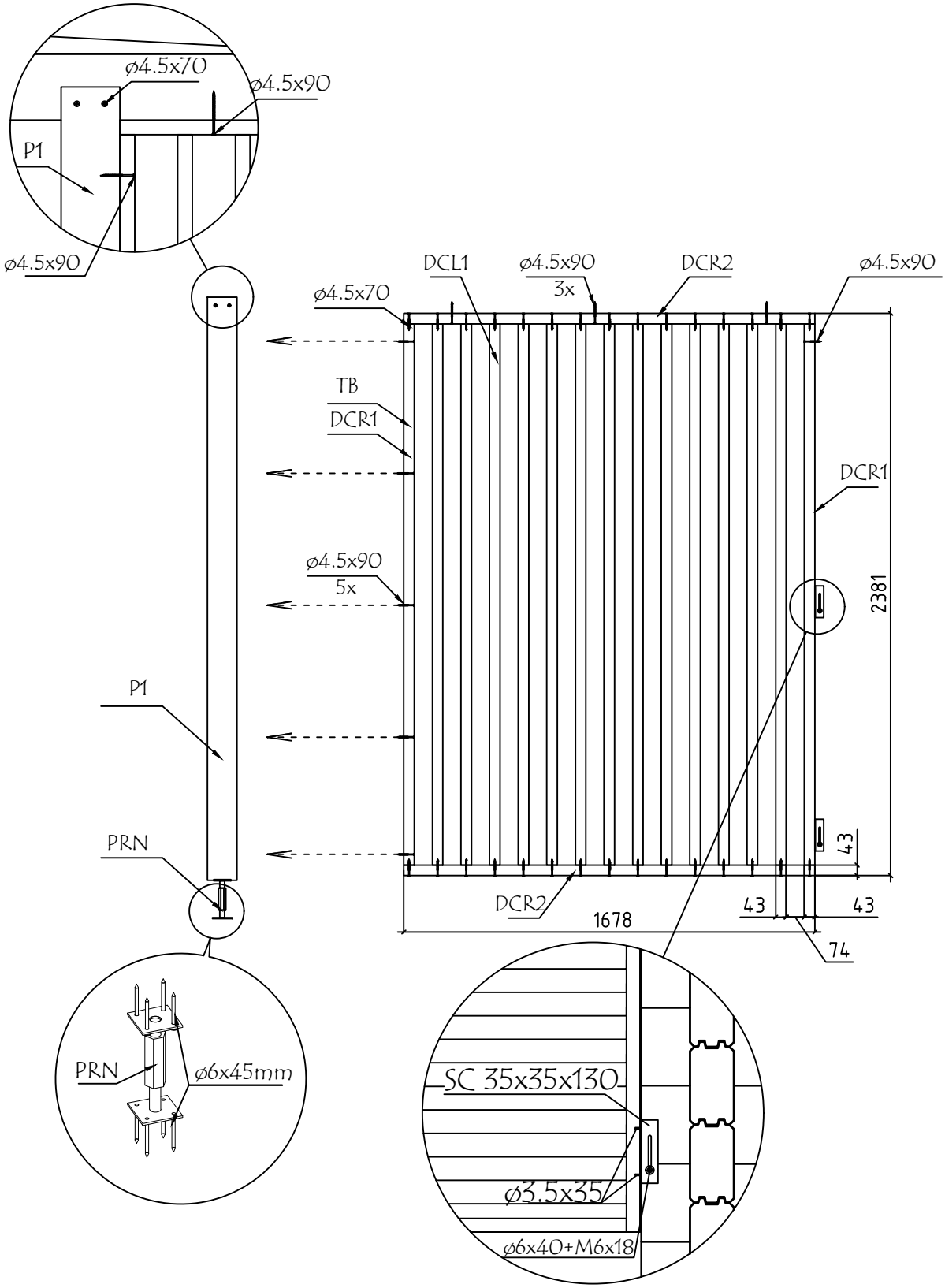

Pos	MONTAGEANLEITUNGEN - ASSEMBLY INSTRUCTIONS 7005221	Stck. Pcs.	Profil Profile (mm)	Länge Length (mm)
B1	BRETT - BOARD	4	18x70	183
B2	BRETT - BOARD	2	70x18	183
B3	BRETT - BOARD	4	18x70	2515
B4	BRETT - BOARD	2	70x18	2515
B5	BRETT - BOARD	4	18x70	2380
B6	BRETT - BOARD	2	70x18	2380
B7	BRETT - BOARD	8	18x70	2245
B8	BRETT - BOARD	4	70x18	2245
B9	BRETT - BOARD	8	18x70	2174
B10	BRETT - BOARD	4	70x18	2175
BC	TISCHE ECKE - TABLES CORNER ASSEMBLY REQUIRED-MONTAGE ERFORDERLICH			

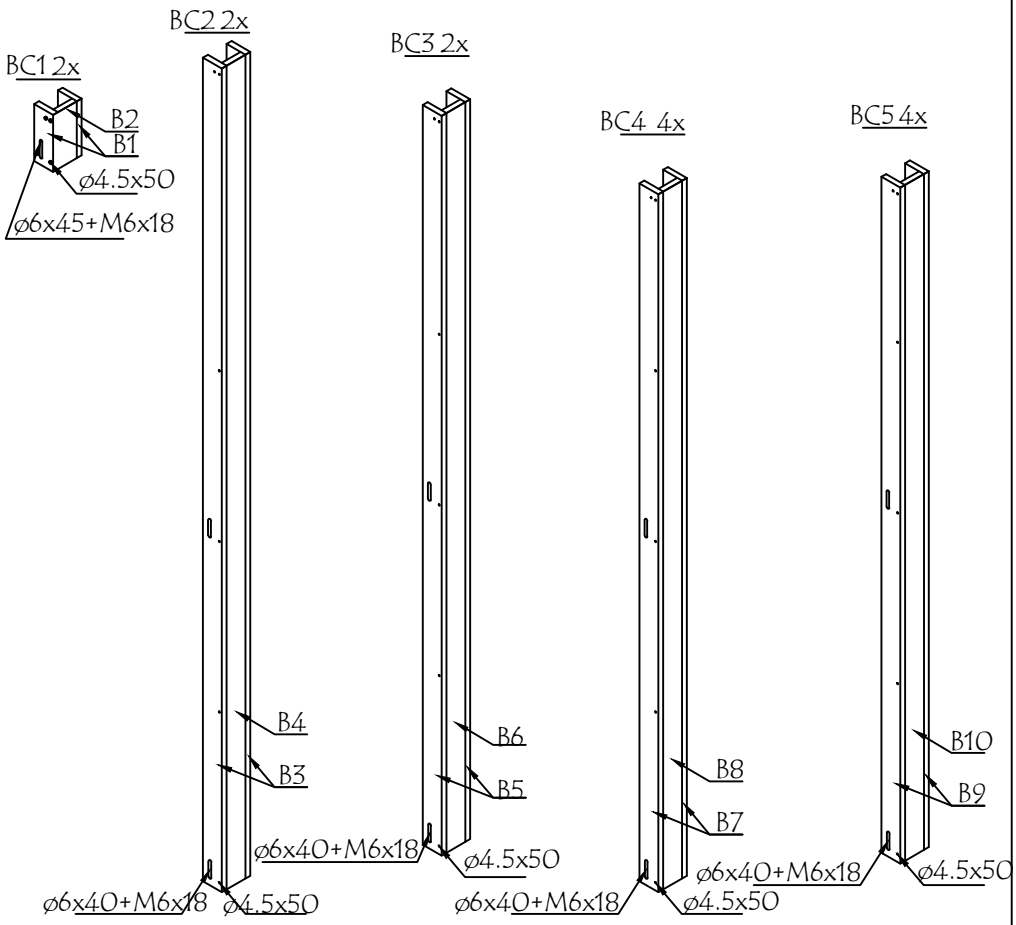

Pos	WAND - WALL	Länge/Length (mm)	Stck./Pcs.	Note
#001	B,C,D,F,G,I,J,K	5183	8	
#002	A,L	5183	2	
#003	4	4855	1	
#004	5	4855	1	
#005	L	4789	14	
#006	1	4789	1	ERZATZBOHLE-SPARE BEAM
#007	5	4755	1	
#008	B,C,D,F,G,I,J,K	4684	8	
#009	5	4487	1	
#010	3	4485	1	
#011	1	4485	1	
#012	3	4485	1	
#013	A,L	4454	2	
#014	A,L	4454	2	
#015	3	4385	1	
#016	3	4385	1	
#017	1	4385	12	
#018	1	4385	1	
#019	3	4385	1	
#020	4	4085	1	
#021	5	4085	1	
#022	5	3985	2	
#023	5	3985	1	
#024	A,L	3922	2	
#025	A,L	3852	2	
#026	B,C,D,F,G,I,J,K	3852	8	
#027	A,L	3784	4	
#028	A,L	3784	2	
#029	A	3636	14	
#030	B,C,D,F,G,I,J,K	3631	8	
#031	E,H	3531	2	
#032	E,H	3531	34	
#033	E,H	3531	2	
#034	B,C,D,F,G,I,J,K	3496	8	
#035	A,L	3496	2	
#036	A,L	3396	2	
#037	A,L	3396	2	
#038	B,C,D,F,G,I,J,K	3342	8	
#039	4	3315	1	
#040	5	3315	1	
#041	5	3215	2	
#042	5	3215	1	
#043	3	2915	1	
#044	1	2915	1	
#045	3	2915	1	
#046	A,L	2826	2	
#047	3	2815	1	
#048	1	2815	12	
#049	1	2815	1	

#050		3	2815	1
#051		3	2815	1
#052	A,L		2726	2
#053	B,C,D,F,G,I,J,K		2591	8
#054	A,L		2591	2
#055		4	2545	1
#056		5	2545	1
#057		5	2445	1
#058	E,H		2065	2
#059		3	1831	15
#060		3	1831	15
#061	A,L		1645	28
#062		5	1167	15
#063		5	1004	13
#064		5	1004	1
#065		1	879	8
#066		1	702	8
#067		5	637	14
#068		3	500	15
#069		3	500	15
#070	A		407	14
#071		2	370	1
#072		2	370	2
#073		2	370	1
#074	G		270	1
#075	2,G		270	51