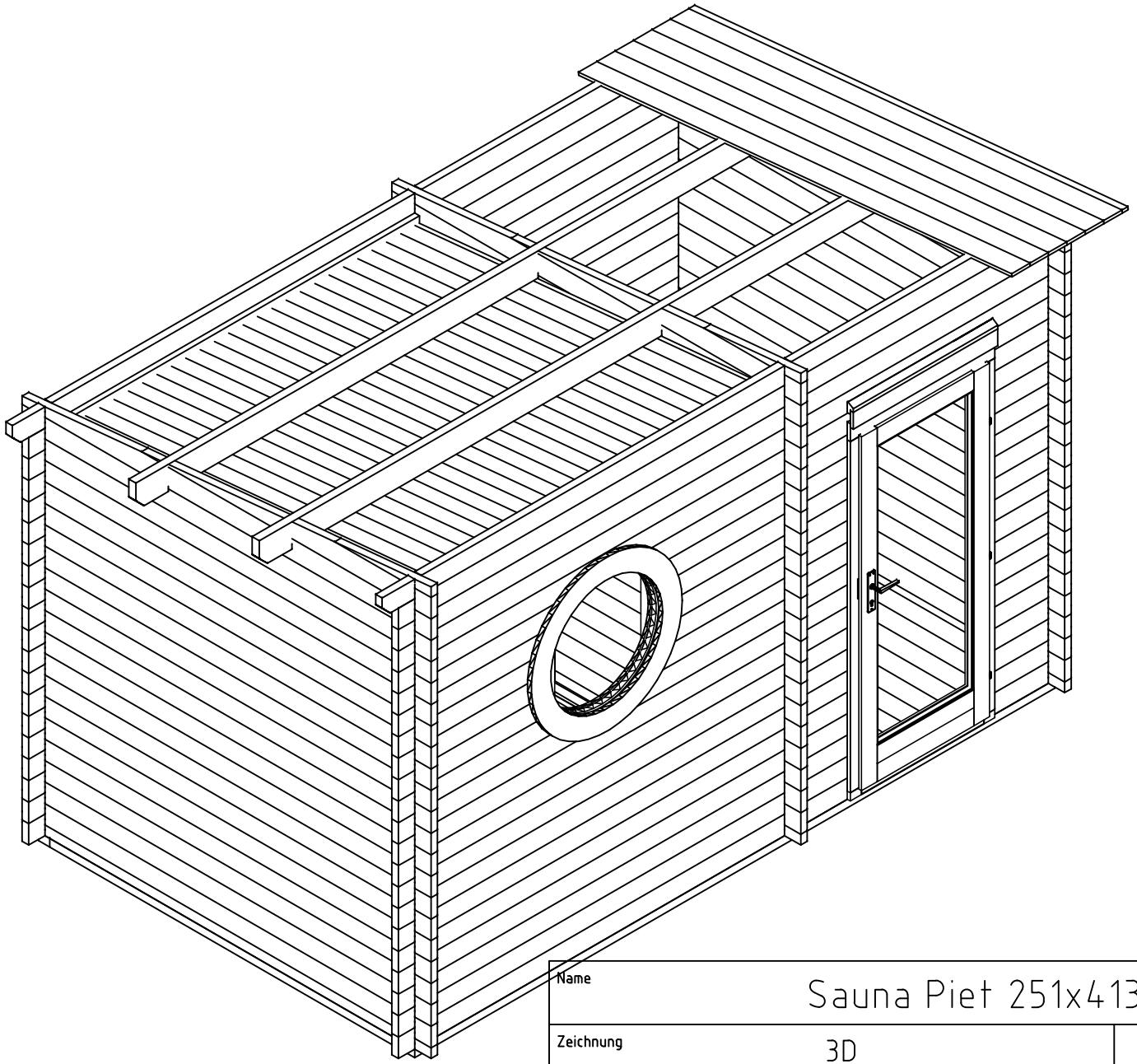

Name	Sauna Piet 251x413__40			
Zeichnung	3D		VS40__SAUNA PIET	
Maßtab		Druck auf	Profil 4.0x11.4	Datum 19.10.2026

H = 1.500 m
TOTAL: 8.50 m2

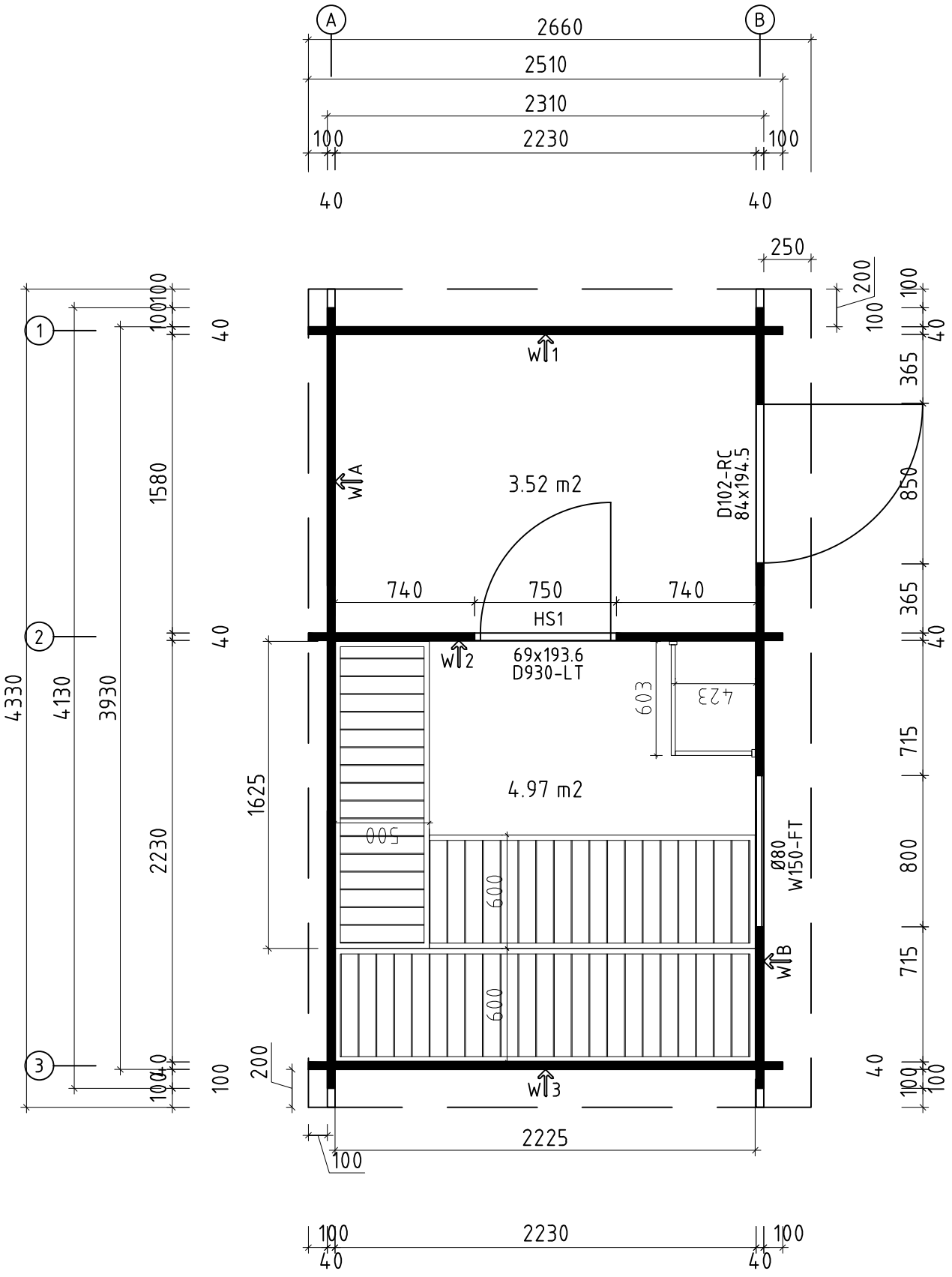

* Fenster und Türen sind ohne Sprossen

Q3 – Qualitätsklasse für Fenster und Türen

Name	Sauna Piet 251x413__40			
Zeichnung	Grundplan			VS40__SAUNA PIET
Maßtab 1:30	Druck auf A4	Profil 4.0x11.4	Datum 19.10.2026	

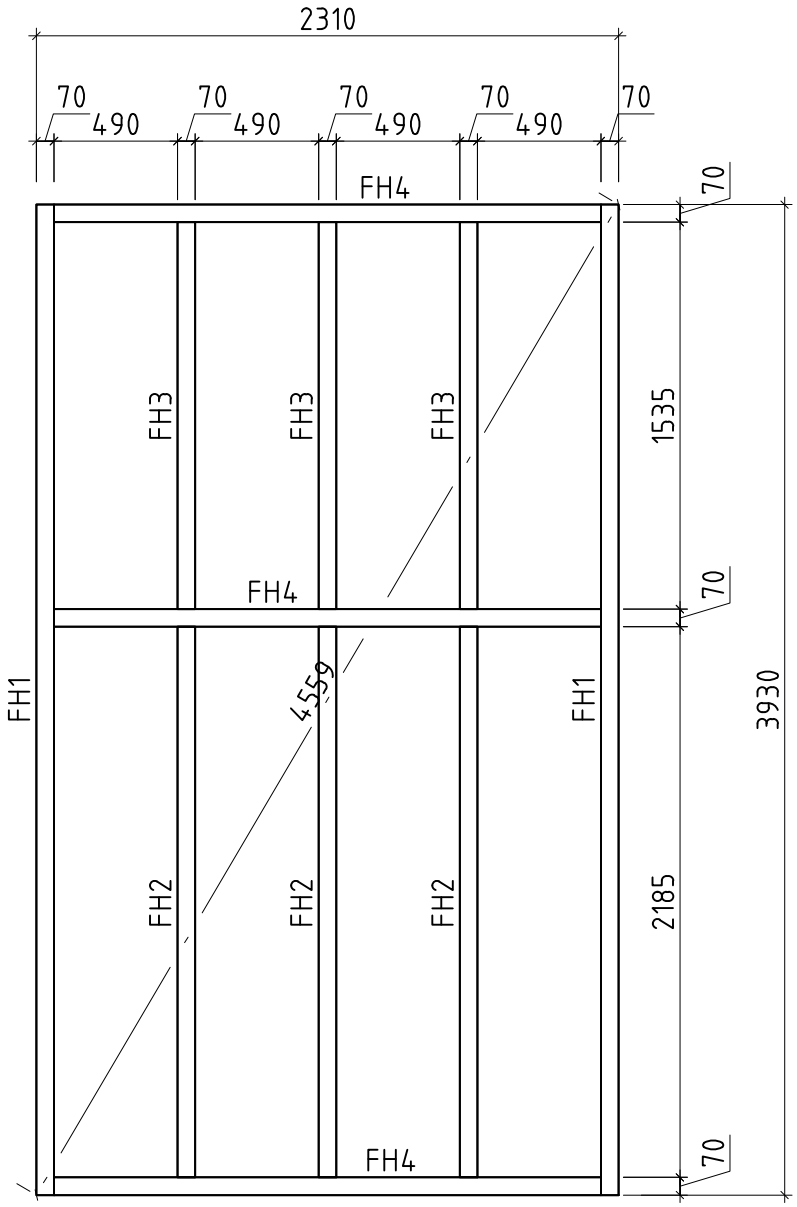

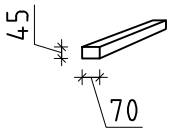

Name	Sauna Piet 251x413__40			
Zeichnung	Lagerholzplan		VS40__SAUNA PIET	
Maßtab 1:30	Druck auf A4	Profil 4.0x11.4	Datum 19.10.2026	

Teileliste
Sauna Piet 251x413_40

Pos		Stck.	Profil (mm)	Länge (mm)
001		1	40x104	4330
002		1	40x114	4330
003		1	40x114	4130
004		20	40x114	4130
005		2	40x114	4130
006	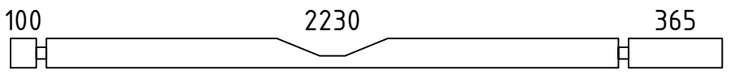	1	40x114	2775
007	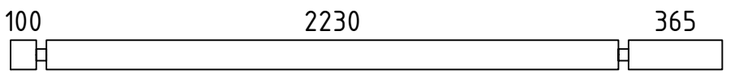	9	40x114	2775
008	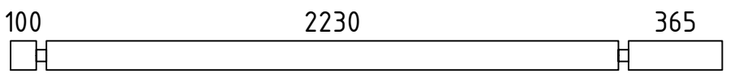	1	40x114	2775
010	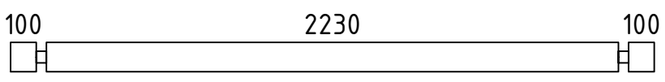	39	40x114	2510
011	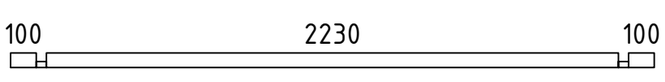	2	40x57	2510
012	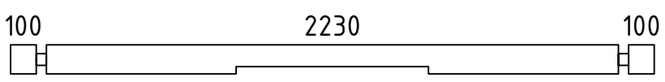	1	40x114	2510
014		1	40x114	1304
015	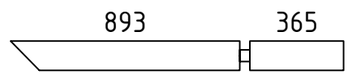	1	40x114	1298
016		1	40x114	1190
017	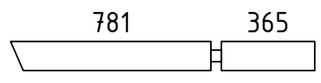	1	40x114	1186
018	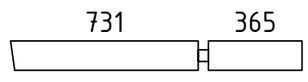	1	40x114	1136
019	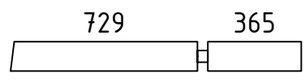	1	40x114	1134
020	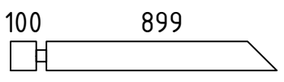	1	40x114	1039
021	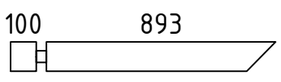	1	40x114	1033
022	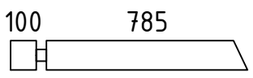	1	40x114	925
023	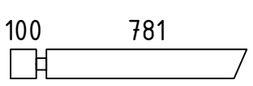	1	40x114	921
024	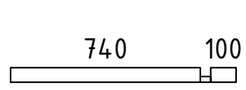	2	40x57	880
025	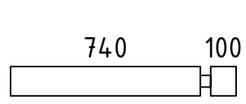	34	40x114	880
026	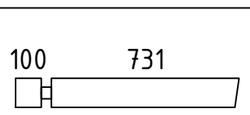	1	40x114	871
027		1	40x114	869

Kood Sauna Piet 251x413_40	Materjal	Leht 1/7

Pos	Teileliste Sauna Piet 251x413_40	Stck.	Profil (mm)	Länge (mm)
029	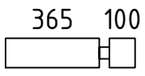	17	40x114	505
W1-1	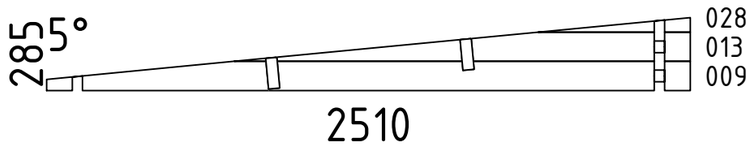	1		
W2-1	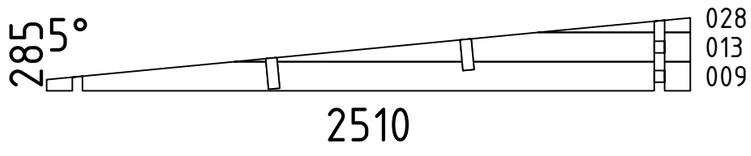	1		
W3-1	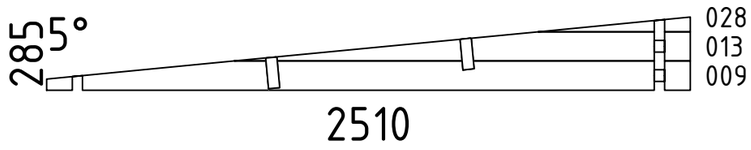	1		
FH1	FUNDAMENTHÖLZER (imprägniert) 	2	70x45	3930
FH2	FUNDAMENTHÖLZER (imprägniert) 	3	70x45	2185
FH4	FUNDAMENTHÖLZER (imprägniert) 	3	70x45	2170
FH3	FUNDAMENTHÖLZER (imprägniert) 	3	70x45	1535
DT1	DECKENTRÄGER  √	2	30x40	2230
HS1	HOLZSCHWELLE (unter der Saunatür) √	1	45x18	750
PF1	PFETTEN 	2	44x145	4330
	DACHBRETTER 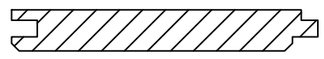	39+1	113x16	2673
	DACHSCHALUNG 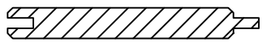	26+1	88x12	2235
	FUSSBODENBRETTER 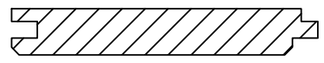	34+1	113x18	2225
	DECKENLEISTEN  √		15x28	10,0 lfdm
	FUSSBODENLEISTEN  √		18x40	18,0 lfdm
G02-1	GIEBELBRETTER 18x120 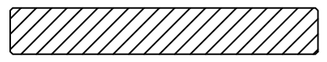 √	2	18x120	2693
G05-1	GIEBELDECKLEISTEN 18x40 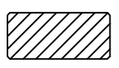 √	2	18x40	2673
T02-1	TRAUFENBRETTER 18x120 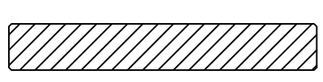	1	18x120	4366
T01-1	TRAUFENBRETTER 18x95 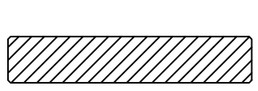	1	18x95	4330
T04-1	TRAUFENDECKLEISTEN 18x40 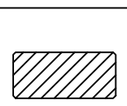	1	18x40	4366
T06-1	TRAUFENLEISTEN 18x40  √		18x40	9,0 lfdm

Kood Sauna Piet 251x413_40	Materjal	Leht 2/7

Pos	Teileliste Sauna Piet 251x413_40	Stck.	Profil (mm)	Länge (mm)
SA16-1	SAUNA - Bänke Zwischenstück 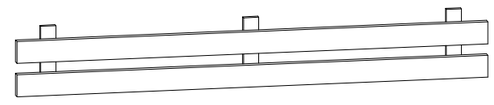	1	40x300	2225
SA15-1	SAUNA - Rücklehne 	2	40x250	2130
SA02-1	SAUNA - Saunabank 50cm 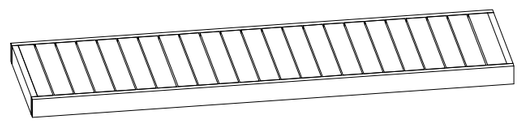	1	500x90	1625
SA01-1	SAUNA - Saunabank 60cm 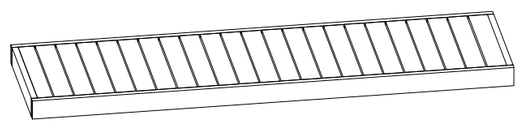	2	600x90	2225
SA11-1	SAUNA - Stützpfosten für Saunabänke  ✓	1	44x65	500
SA11-2	SAUNA - Stützpfosten für Saunabänke  ✓	2	44x65	1000
SA10-1	SAUNA - Trägeleiste für Saunabänke ✓	3	30x40	600
SA10-2	SAUNA - Trägeleiste für Saunabänke ✓	2	30x40	1200
SM-1	Sturmleisten	2	18x40	2166
SM-2	Sturmleisten	2	18x40	2394
SA37	SAUNA - Bodenrost 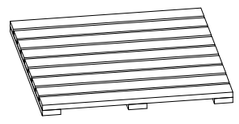	1		
SA30	SAUNA - Heizung Umbau (set 1) 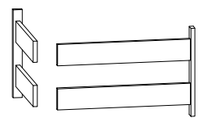	1		
SA35	SAUNA - Kopfstütze 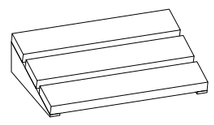	2		
SA36	SAUNA - Luftschieber 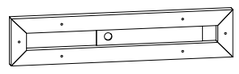	3		
SH	Schlaghölzer 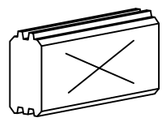	3		
SS023	Schloßschrauben M8x70 Mutter M8 U-Scheibe Ø25 - Befestigung für Saunabänke 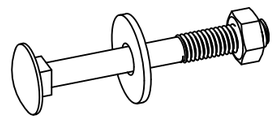	2		
SS024	Schloßschrauben M8x70 Mutter M8 U-Scheibe Ø25 - Befestigung für Sturmleisten 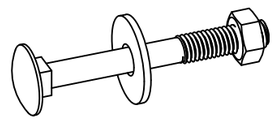	12		
NG2 550	NÄGEL 2.5x50 Dachbretter 	312		
NG2 550	NÄGEL 2.5x50 Fussbodenbretter 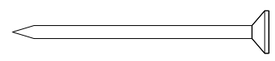	340		
NG2 550	NÄGEL 2.5x50 Holzschwelle 	3		
SR3 030	SCHRAUBEN 3.0x30 Deckenleisten 	20		
SR3 030	SCHRAUBEN 3.0x30 Fussbodenleisten 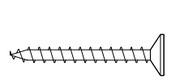	36		
SR303 0-002	SCHRAUBEN 3.0x30 Sauna- Bänke Zwischenstück 	6		
SR303 0-001	SCHRAUBEN 3.0x30 Sauna- Luftschieber	18		
SR3 030	SCHRAUBEN 3.0x30 Traufenleisten	18		

Kood Sauna Piet 251x413_40	Materjal	Leht 3/7

Pos	Teileliste Sauna Piet 251x413_40		Stck.	Profil (mm)	Länge (mm)
SR3 545	SCHRAUBEN 3.5x45	Giebelbretter 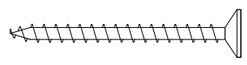	14		
SR3 545	SCHRAUBEN 3.5x45	Giebeldeckleisten 	14		
SR354 5-002	SCHRAUBEN 3.5x45	Sauna- Heizung Umbau 	10		
SR3 545	SCHRAUBEN 3.5x45	Traufenbretter 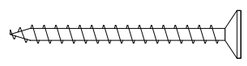	20		
SR3 545	SCHRAUBEN 3.5x45	Traufendeckleisten 	10		
SR4 060	SCHRAUBEN 4.0x60	Deckenträger 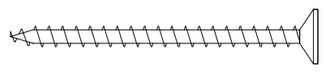	12		
SR406 0-003	SCHRAUBEN 4.0x60	Sauna- Rücklehne 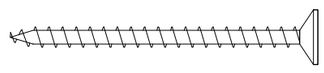	12		
SR406 0-002	SCHRAUBEN 4.0x60	Sauna- Trägeleiste für Saunabänke 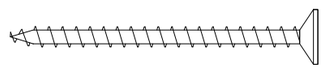	19		
SR5 0100	SCHRAUBEN 5.0x100	Fundamenthölzer 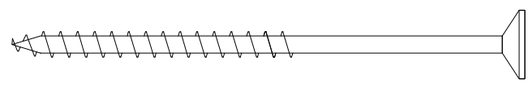	44		
SR507 0-001	SCHRAUBEN 5.0x70	Sauna- Stützpfosten für Saunabänke 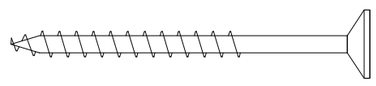	14		

Pos	Teileliste Sauna Piet 251x413_40	Stck.	Profil (mm)	Länge (mm)
	FENSTER 100x800 W0-R40F-0XT-00000800	1		

Q0 W150-FT

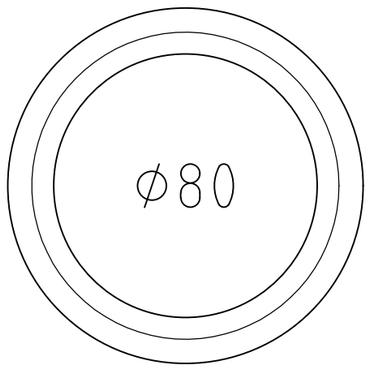

Fixed/
Fest/ Fikseeritud

double-pane
tempered glass

gehärtete
ISO Glas 2-fach

2x klaaspakett,
karastatud

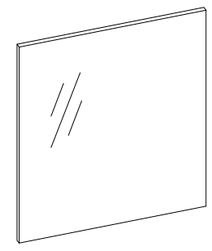

Kood	Sauna Piet 251x413_40	Materjal		Leht 5/7

Pos	Teileliste Sauna Piet 251x413_40	Stck.	Profil (mm)	Länge (mm)
	TÜR 690x1936 D0-L40L-0XT-06901936 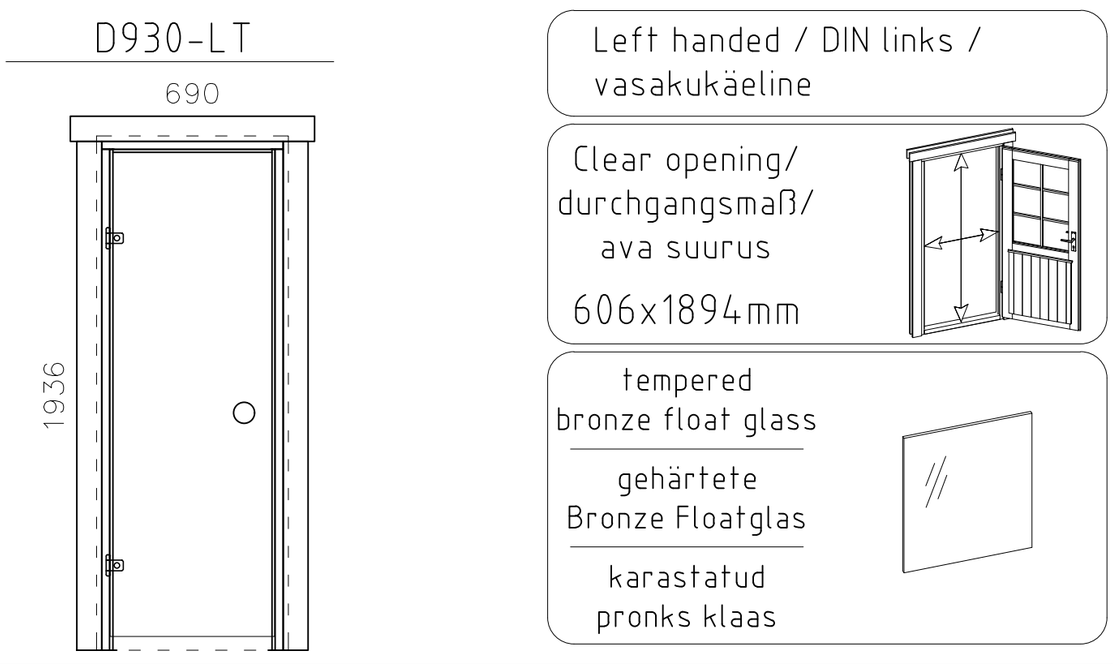	1		
LL1-1	Frame extensions - Verbreiterungsleiste - Laiendusliistud 20x42	2	20x42	1936
LL1-2	Frame extensions - Verbreiterungsleiste - Laiendusliistud 20x42	1	20x42	730
PL3-1	Trims - Rahmenleisten - Piirdeliistud 18x95 √	4	18x95	1936
PL3-2	Trims - Rahmenleisten - Piirdeliistud 18x95 √	2	18x95	930
SR35 45-02	3.5x45 Frame extensions - Verbreiterungsleiste - Laiendusliistud	10		
SR35 45-01	3.5x45 Trims - Rahmleisten - Piirdeliistud	22		

Pos	Teileliste Sauna Piet 251x413_40	Stck.	Profil (mm)	Länge (mm)
	TÜR 840x1945 D3-S40L-0XC-08401945 Q3 D102-RC 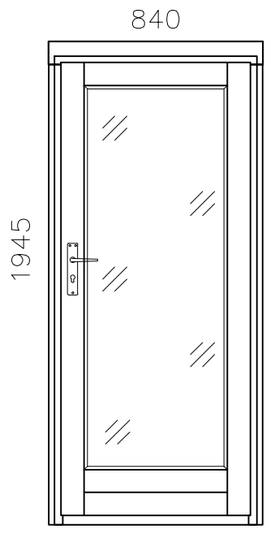 Right handed / DIN rechts / paremakäeline Clear opening/ durchgangsmaß/ ava suurus 752x1857mm 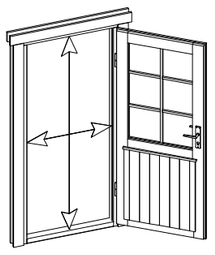 double-pane clear float glass ISO Glas 2-fach 2x klaaspakett, kirgas klaas 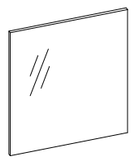	1		
WL-1	Rain strips - Wasserleisten - Vihmaliistud 36x134 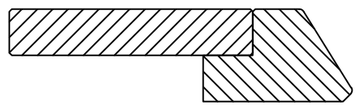	1	36x134	890
SR40 60-01	4.0x60 Rain strip - Wasserleiste - Vihmaliist 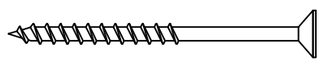	3		
UL-Q 2-Q3	Q2-Q3 Door handle - Türgriff - Ukselink 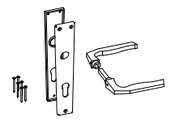	1		
LS-Q4	Q4 Cylinder lock - Zylinderschloss - Lukusüdamik 	1		

Uks Q2-Q3 - koostamisjuhis
Door Q2-Q3 - assembly instructions
Tür Q2-Q3 - Montageanleitung

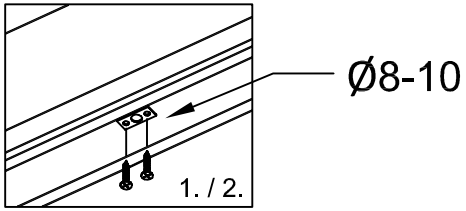

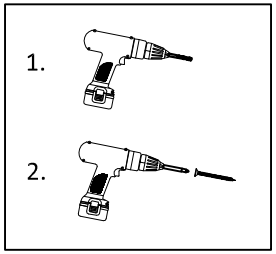

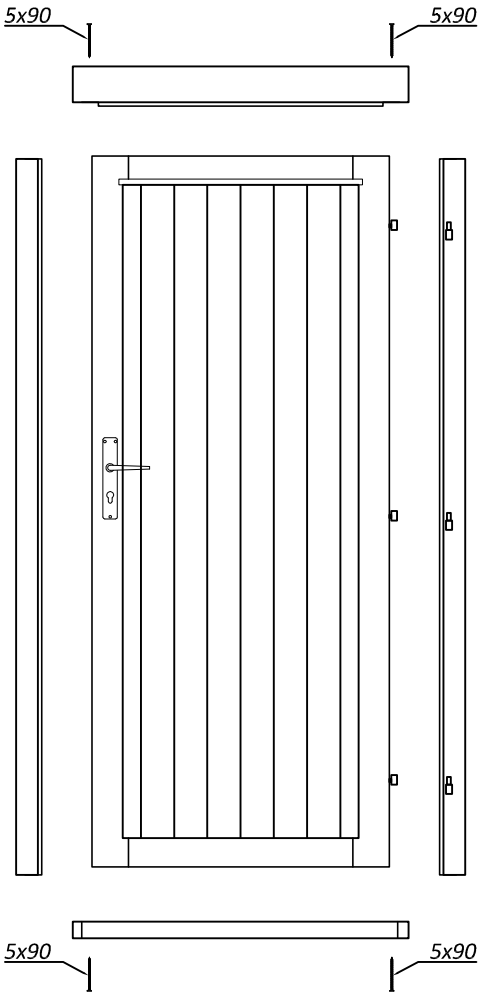

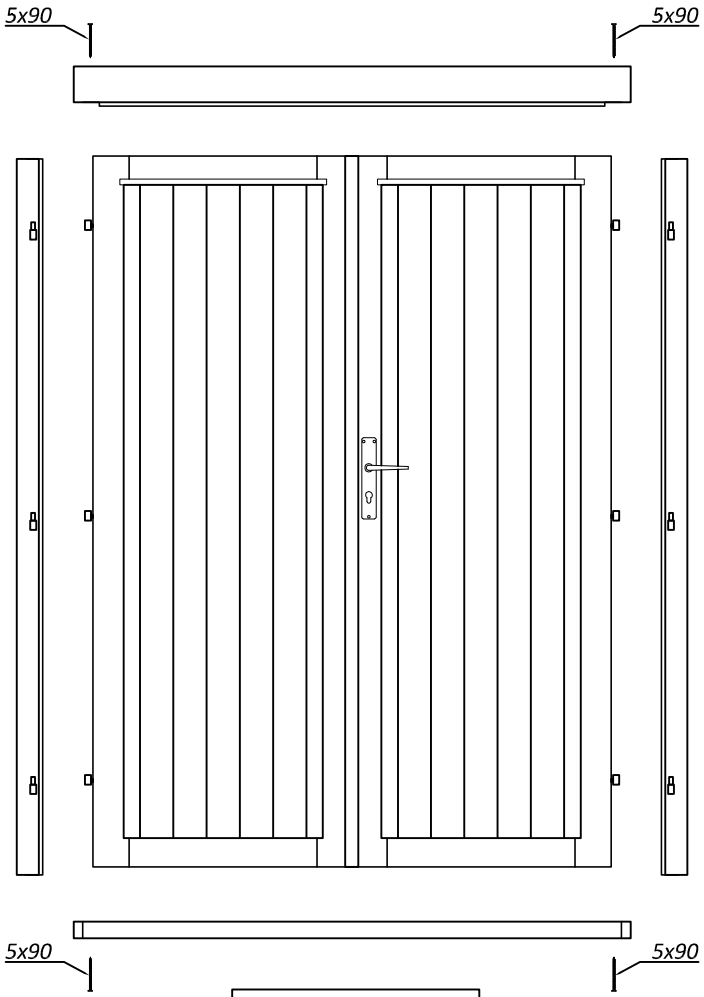

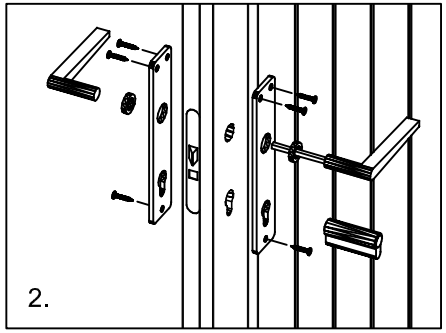

*Kui ühepoolne uks ei ole kokku pandud!
*When single door is not assembled!
*Wenn Einzeltür ist nicht zusammengebaut!

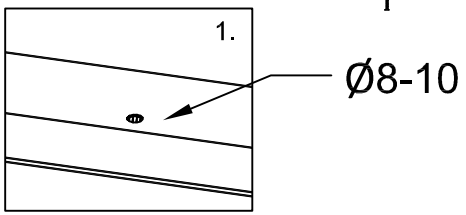

*Kui hinged ei ole paigaldatud!
*When hinges are not attached!
*Wenn Scharniere sind nicht angebracht!

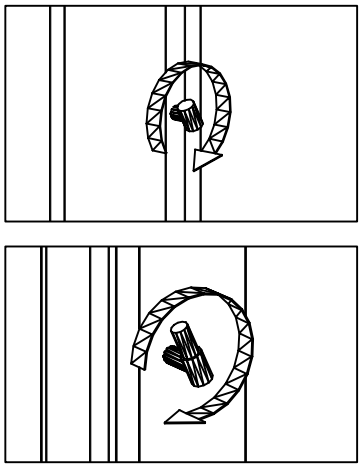

Plot date: 29.04.2020

Rain strip / Wasserleiste / Vihmaliist

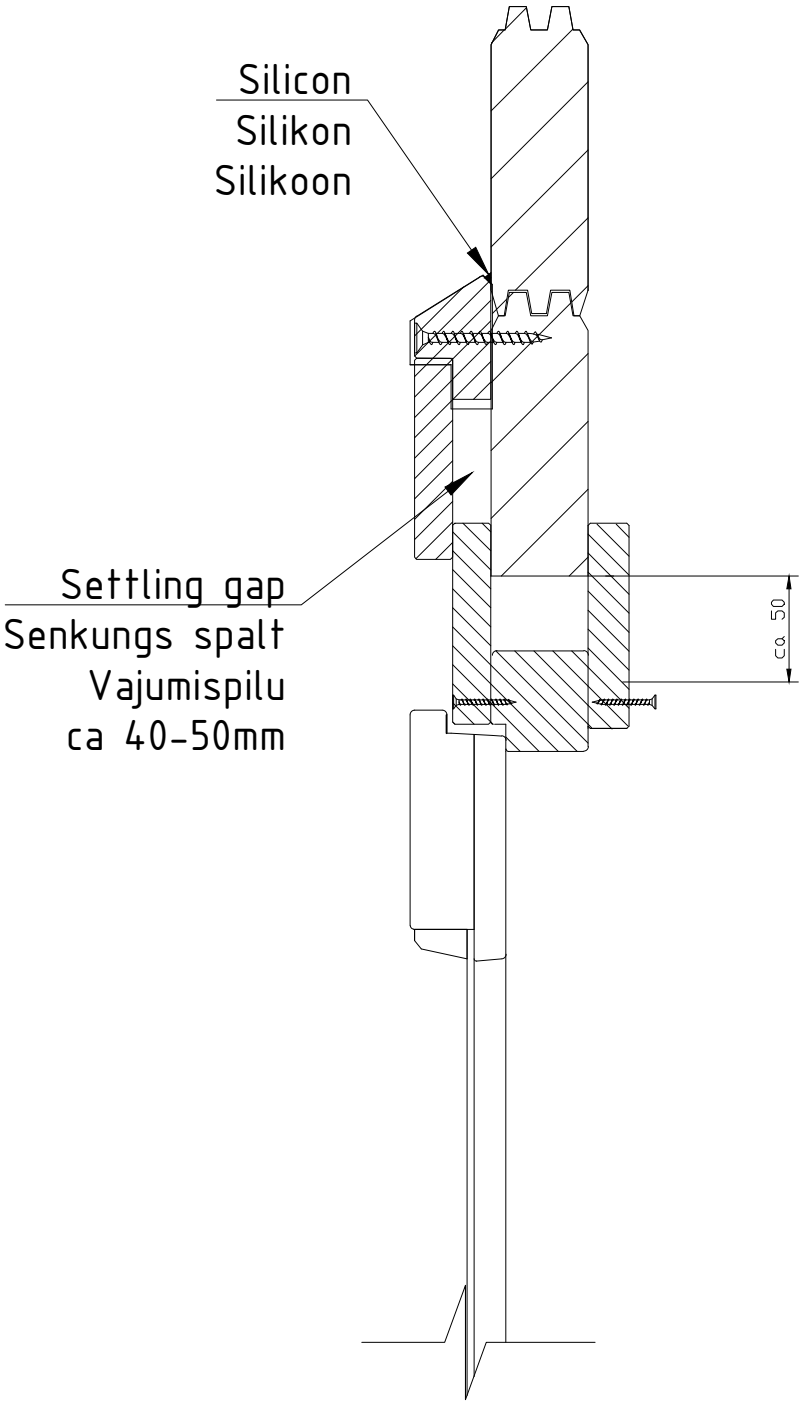

NB!

- Install only if the item is listed in the house specification!
- Nur montieren wenn die Leiste in der Teileleiste gezeigt ist!
- Monteerida juhul, kui liist on välja toodud maja spetsifikatsioonis!

D930-RT

Installation instructions / Aufbauanleitung / Paigaldusjuhend

1

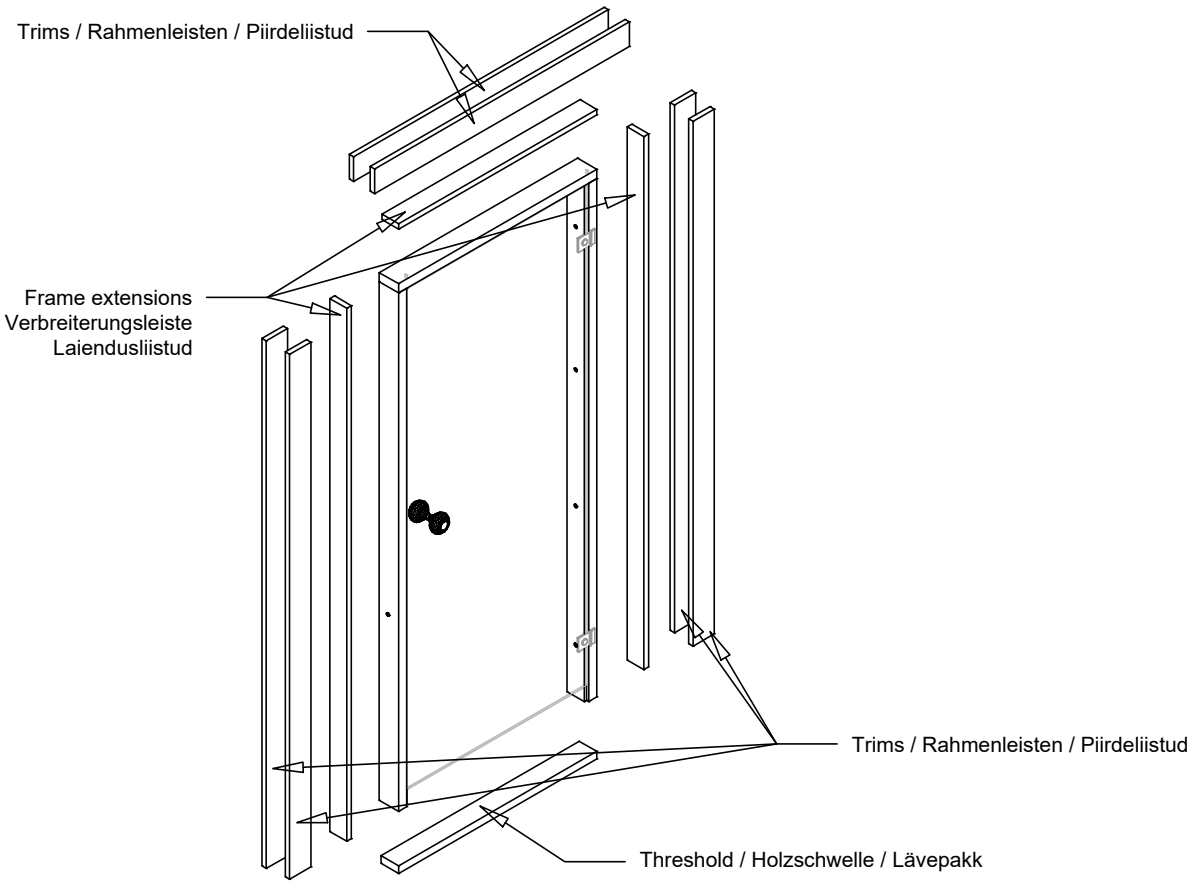

2

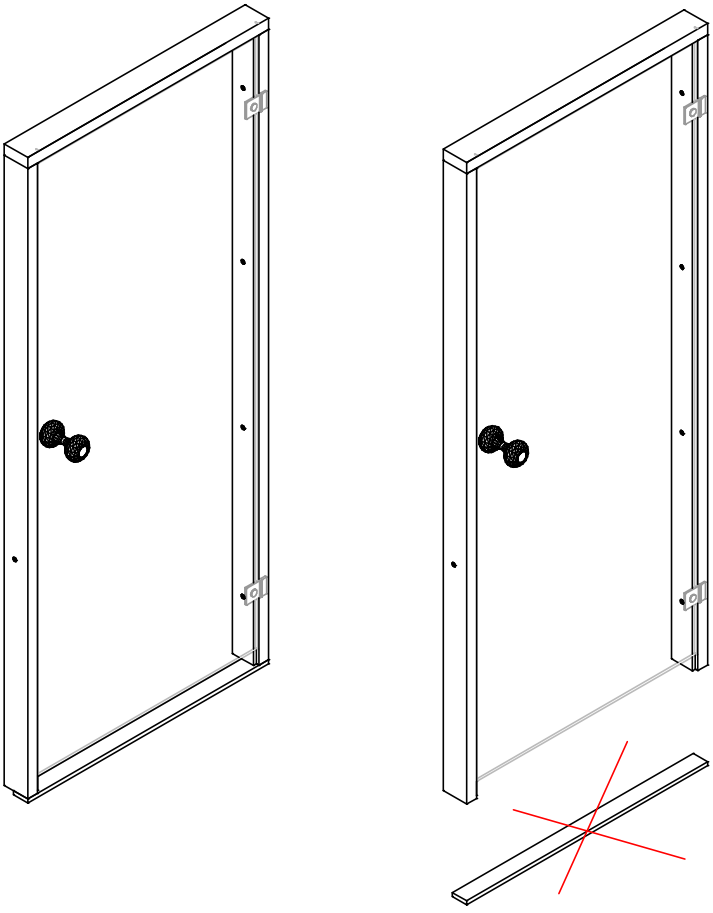

NB! Remove the transport strip!

NB! Entfernen Sie die Transportleiste!

NB! Eemaldage transpordiliist!

3

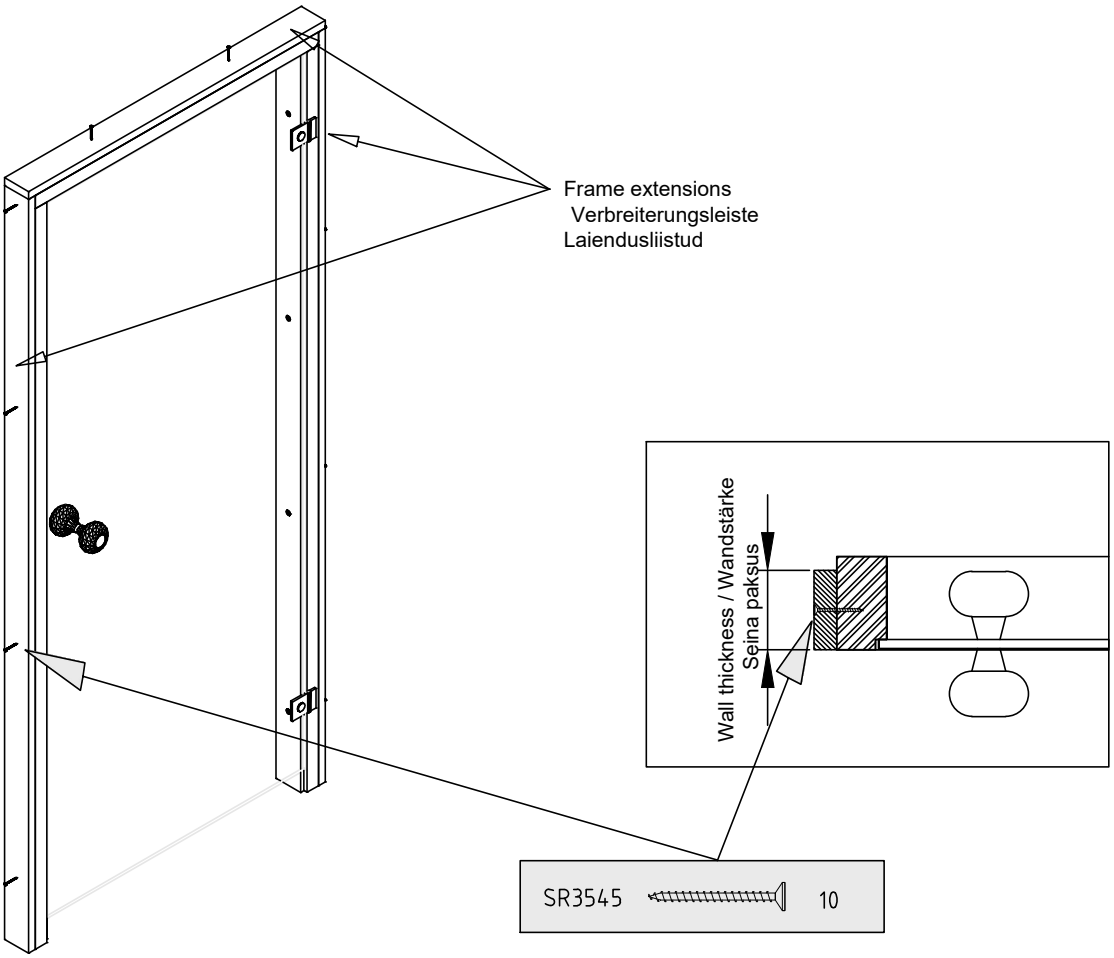

4

Wall thickness / Wandstärke /
Seina paksus 40-44

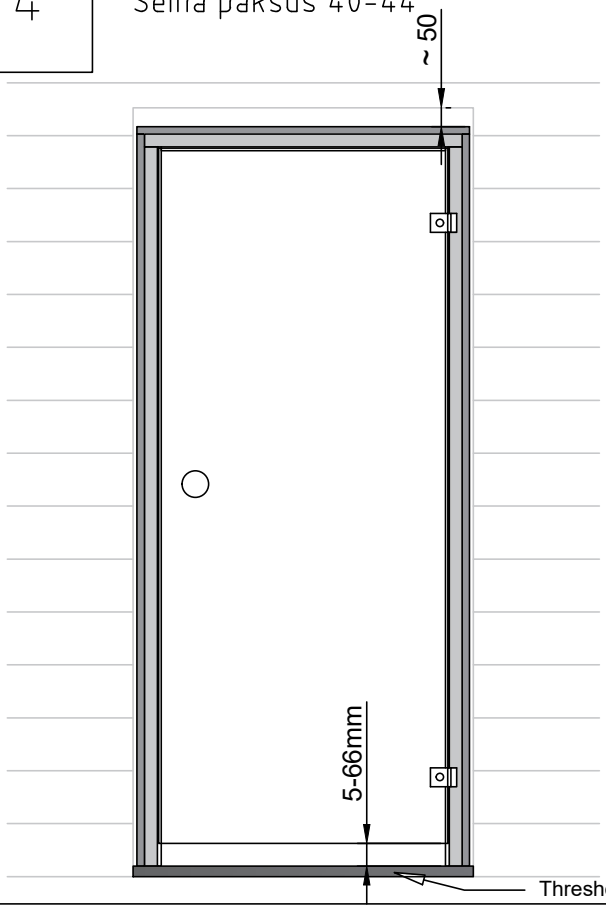

Wall thickness / Wandstärke /
Seina paksus 58-92

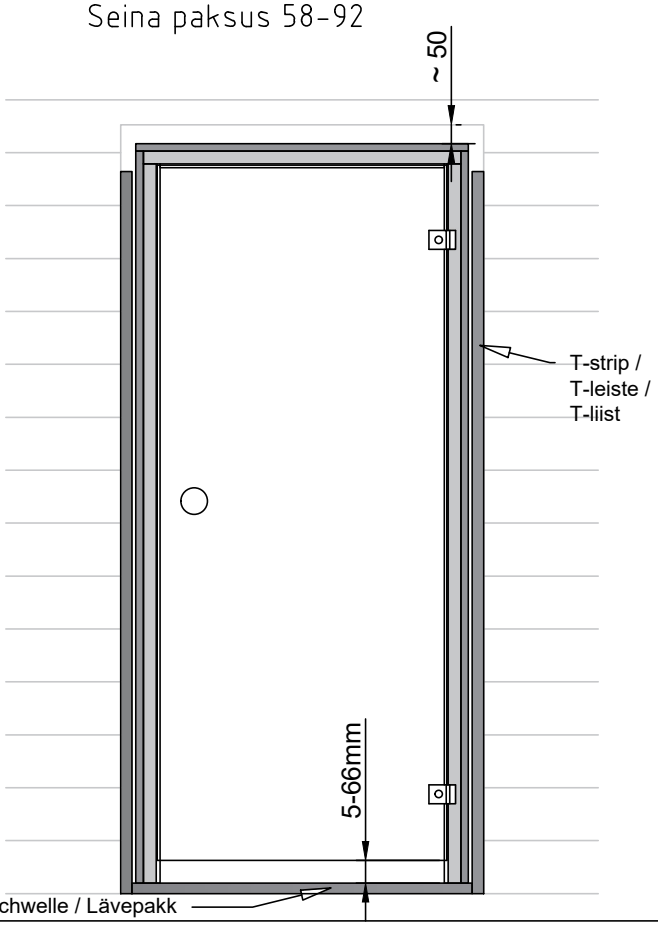

5 Wall thickness / Wandstärke / Seina paksus 40-44

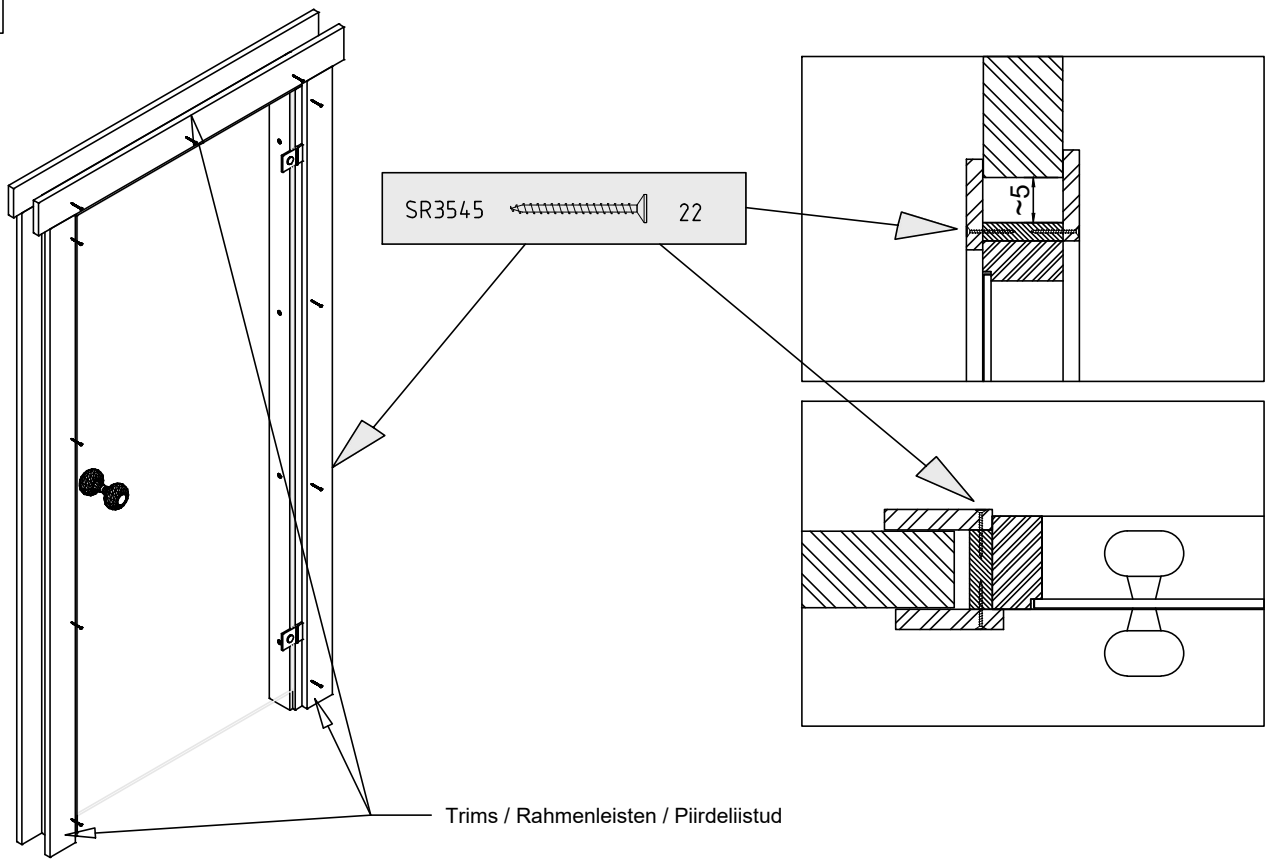

5 Wall thickness / Wandstärke / Seina paksus 58-92

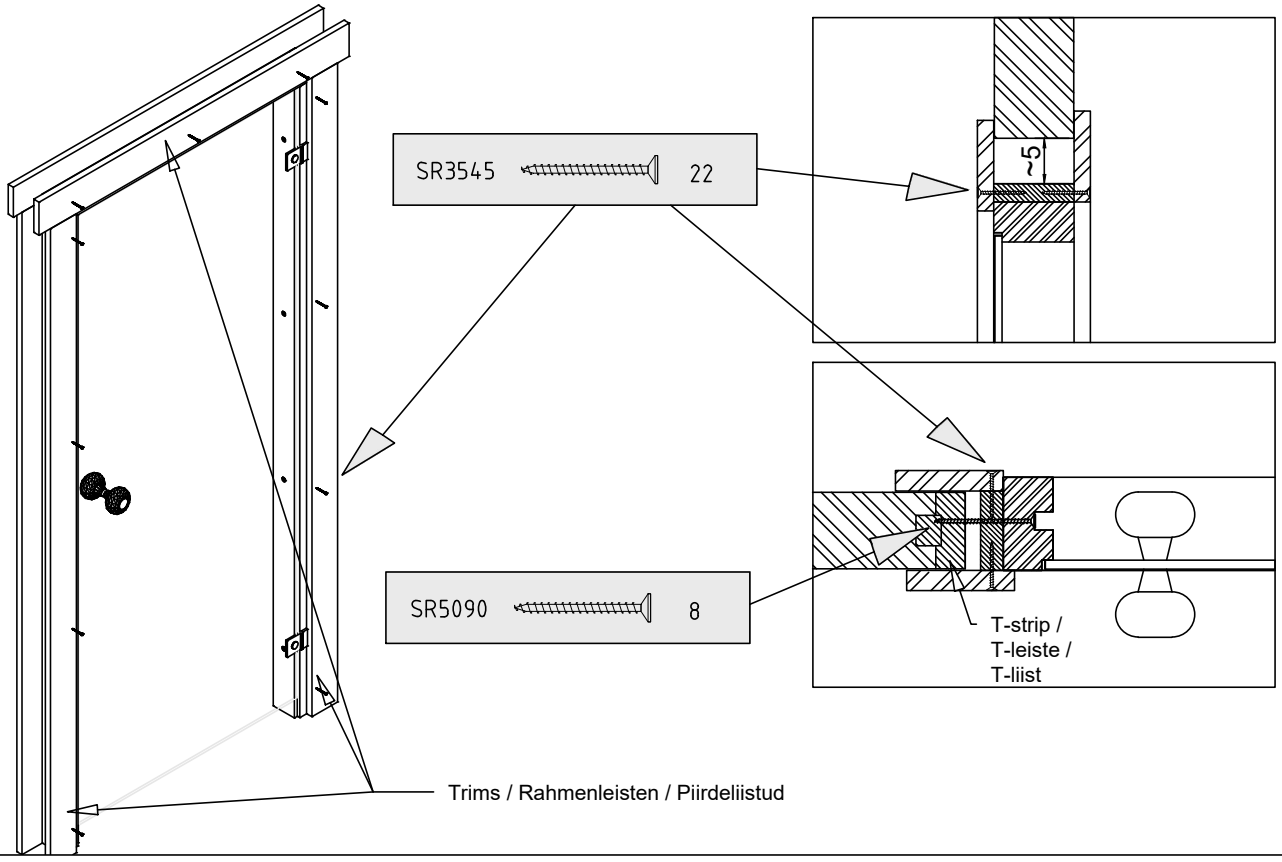

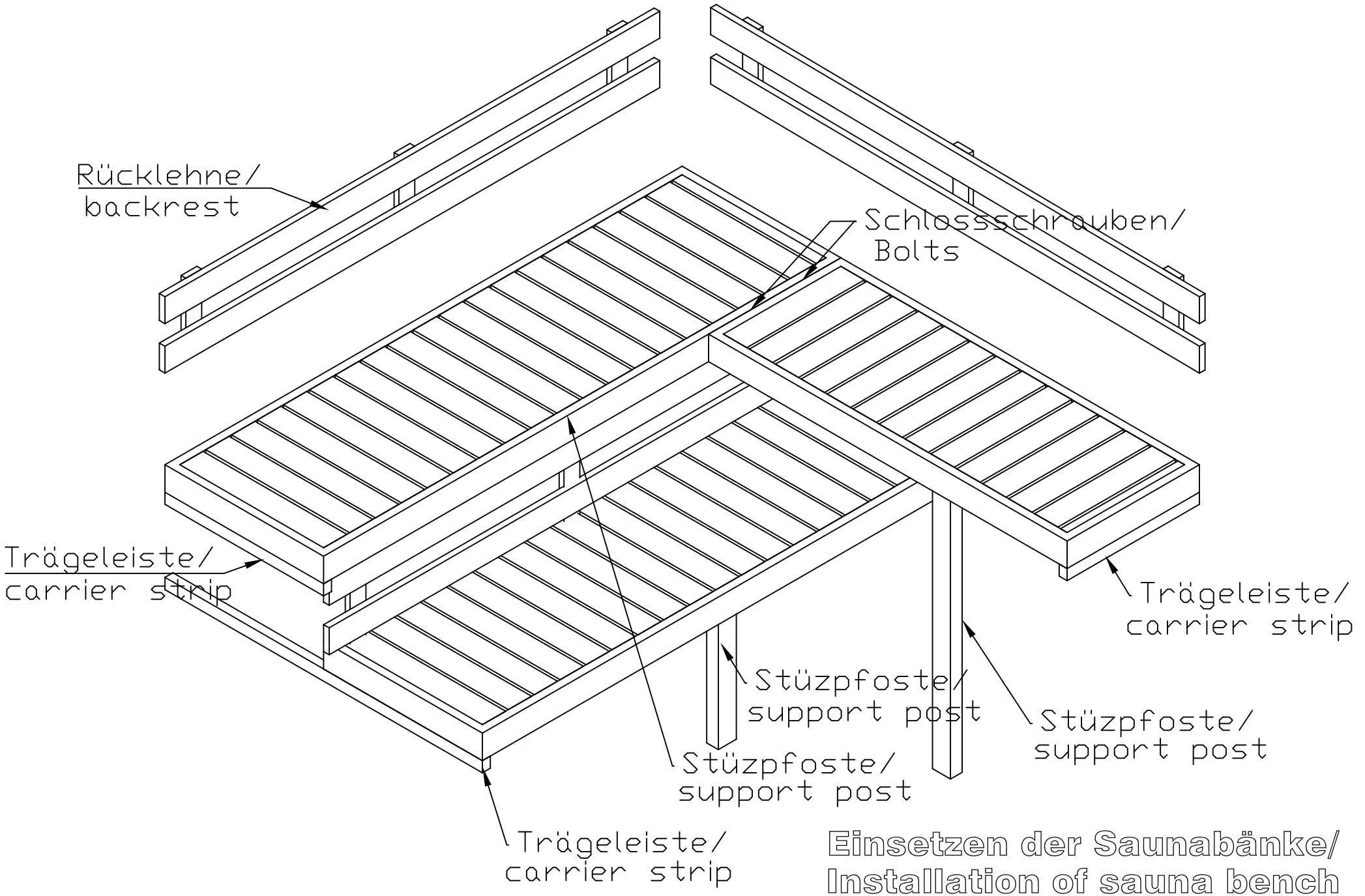

Einsetzen der Saunabänke/
Installation of sauna bench

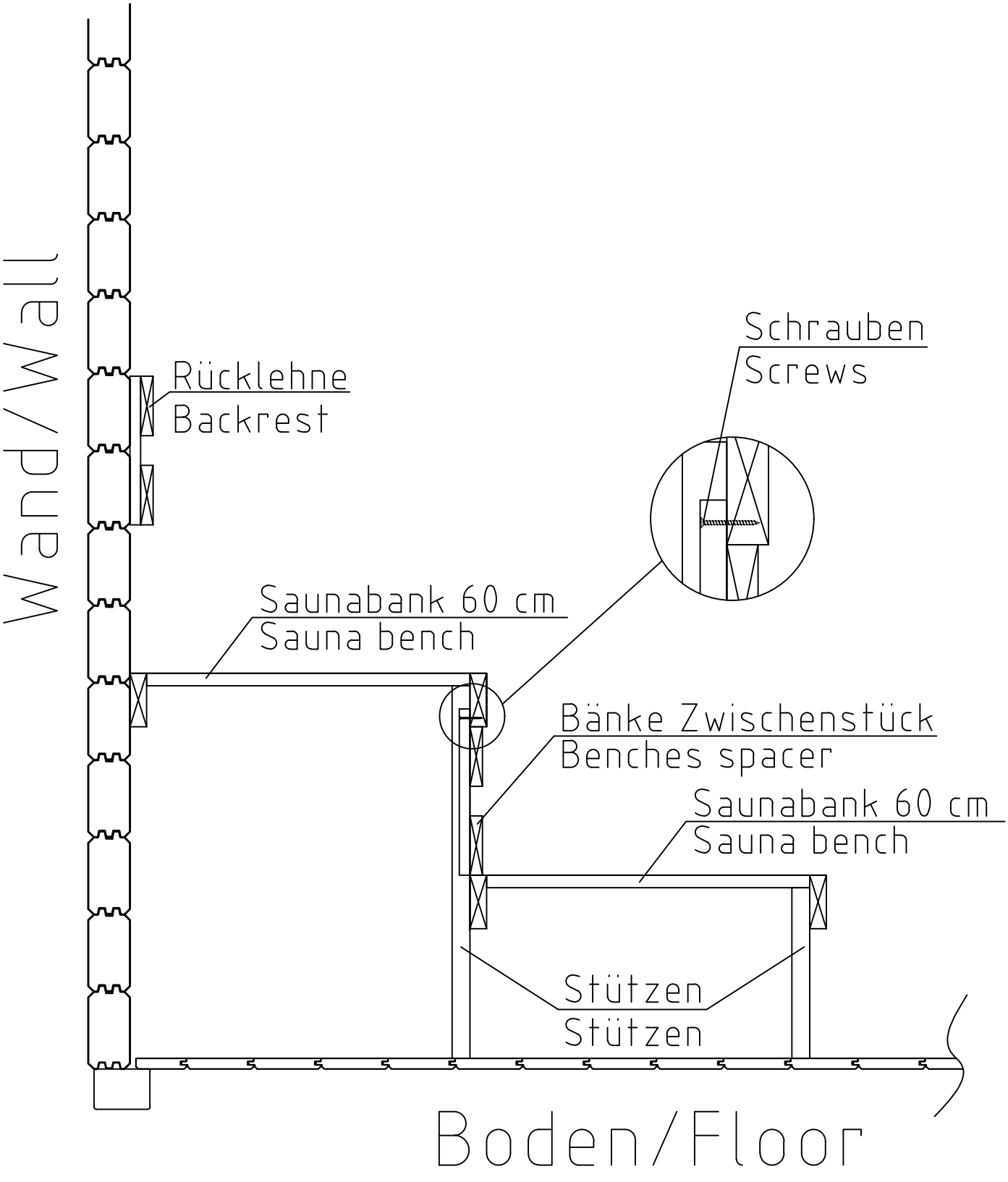

Montage Bänke und Zwischen Decke/
Installation of sauna furniture

Schnitt/ Section



Die Bohlen mit Lüftungsöffnungen können je nach Bedarf höher oder niedriger eingesetzt werden. Bitte achten Sie darauf dass die Lüftungsöffnungen von innen nicht mit der Saunabank bedeckt werden!

Name	Sauna Piet 251x413_40			
Zeichnung	WAND A			VS40_SAUNA PIET
Maßtab 1:30	Druck auf A4	Profil 4.0x11.4	Datum 19.10.2026	

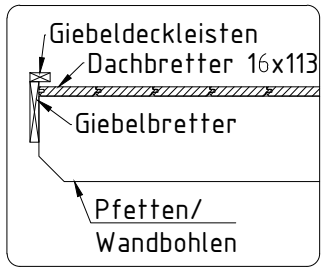

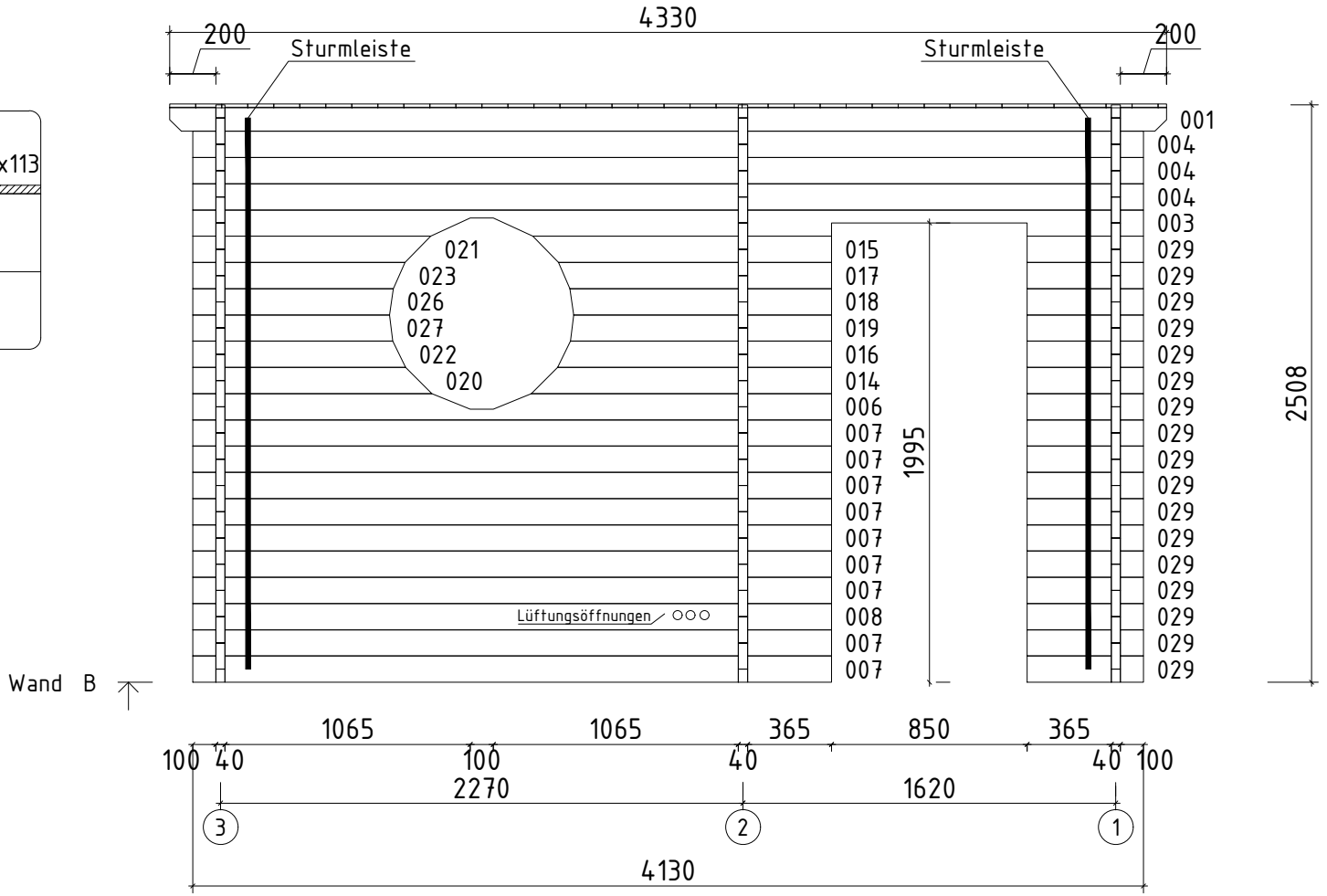

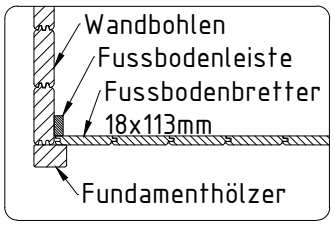

Die Bohlen mit Lüftungsöffnungen können je nach Bedarf höher oder niedriger eingesetzt werden. Bitte achten Sie darauf dass die Lüftungsöffnungen von innen nicht mit der Saunabank bedeckt werden!

Name	Sauna Piet 251x413_40			
Zeichnung	WAND B			VS40_SAUNA PIET
Maßtab 1:30	Druck auf A4	Profil 4.0x11.4	Datum 19.10.2026	

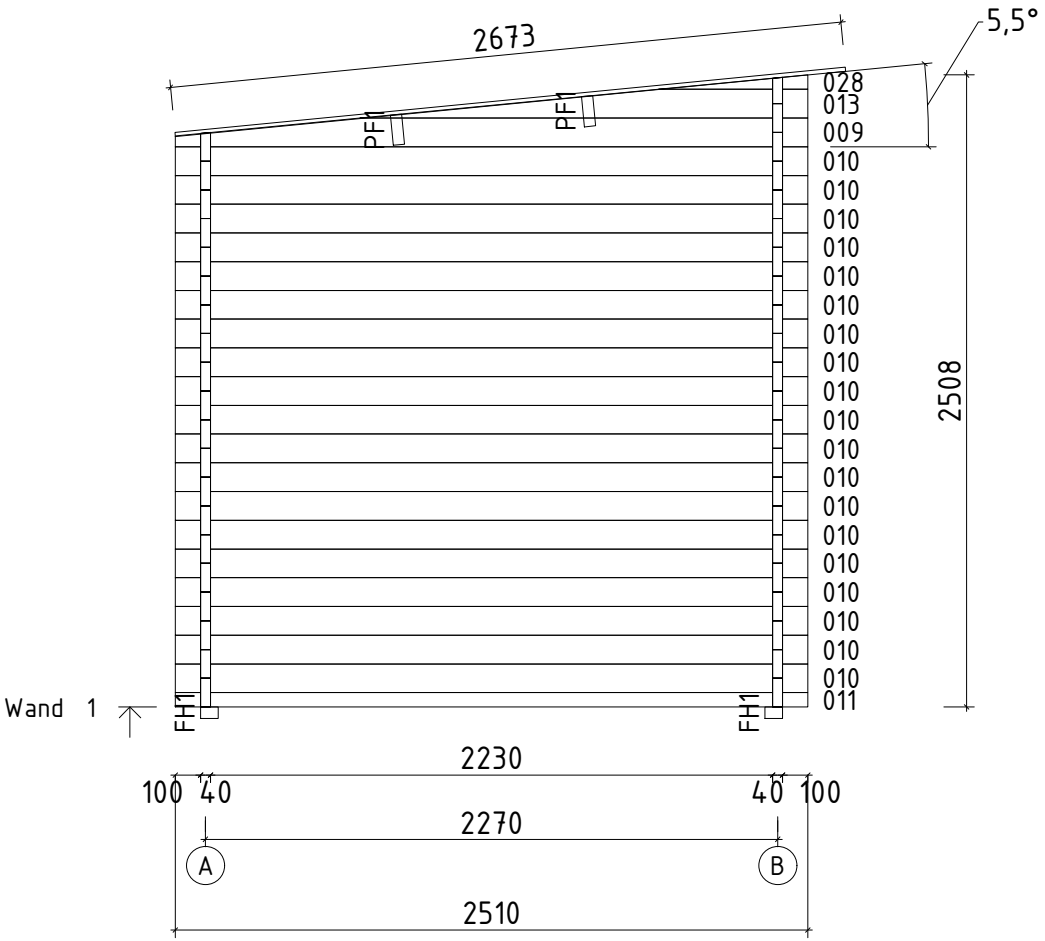

Name	Sauna Piet 251x413_40			
Zeichnung	WAND 1		VS40_SAUNA PIET	
Maßtab 1:30	Druck auf A4	Profil 4.0x11.4	Datum 19.10.2026	

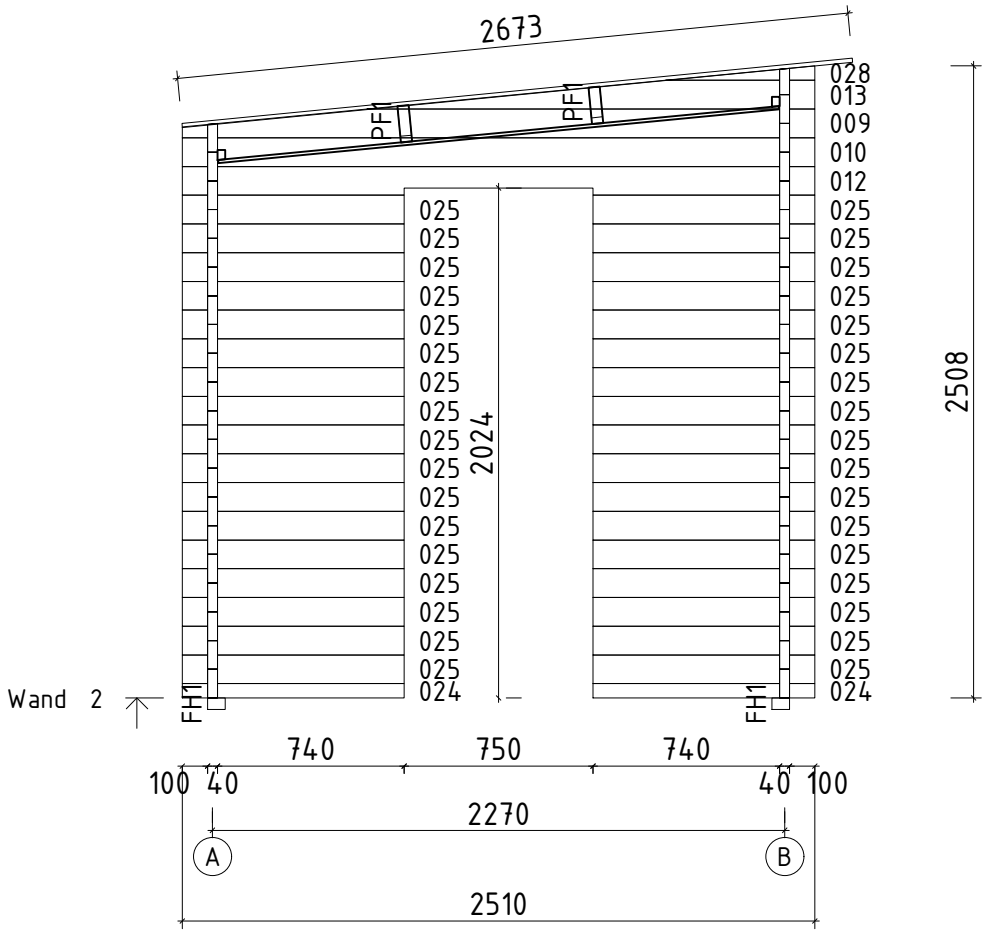

Name	Sauna Piet 251x413_40			
Zeichnung	WAND 2			VS40_SAUNA PIET
Maßtab 1:30	Druck auf A4	Profil 4.0x11.4	Datum 19.10.2026	

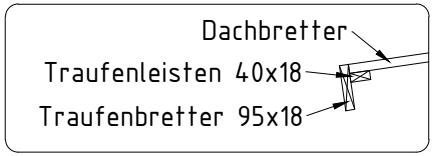

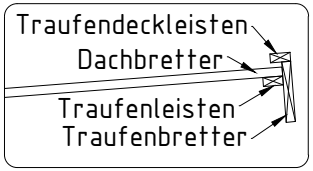

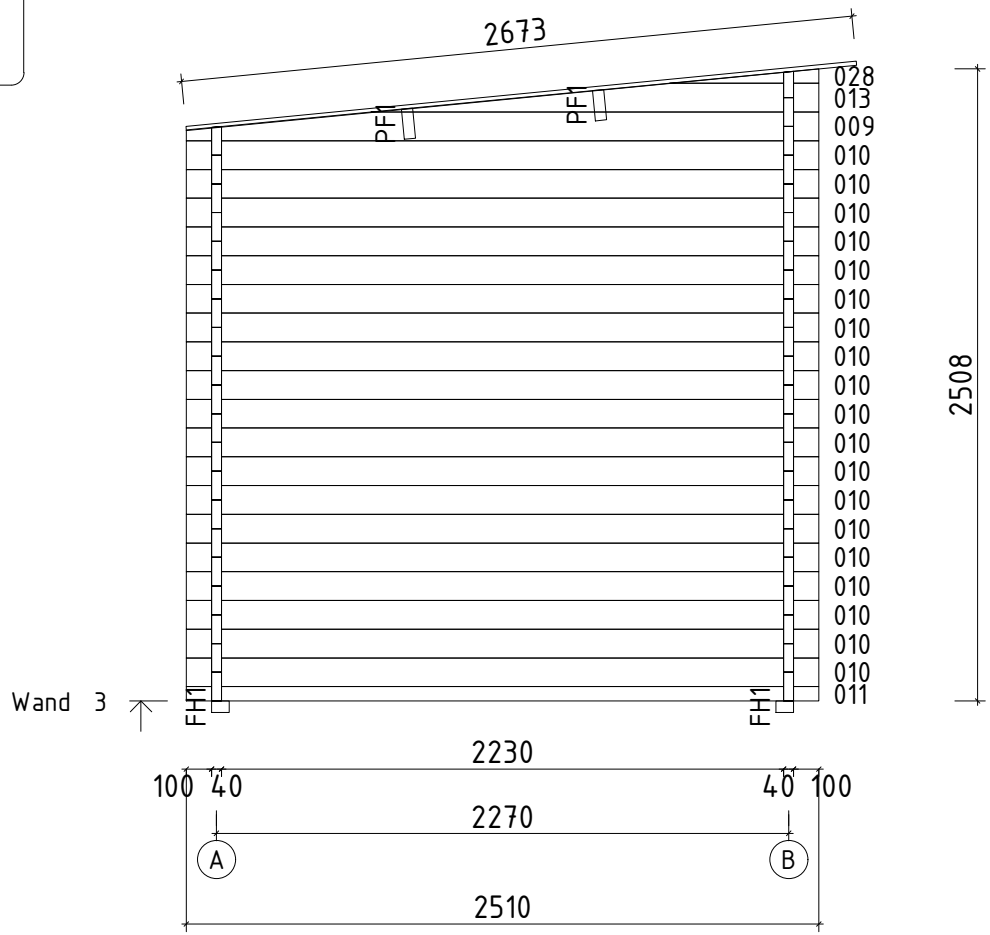

Name	Sauna Piet 251x413_40			
Zeichnung	WAND 3			VS40_SAUNA PIET
Maßtab 1:30	Druck auf A4	Profil 4.0x11.4	Datum 19.10.2026	