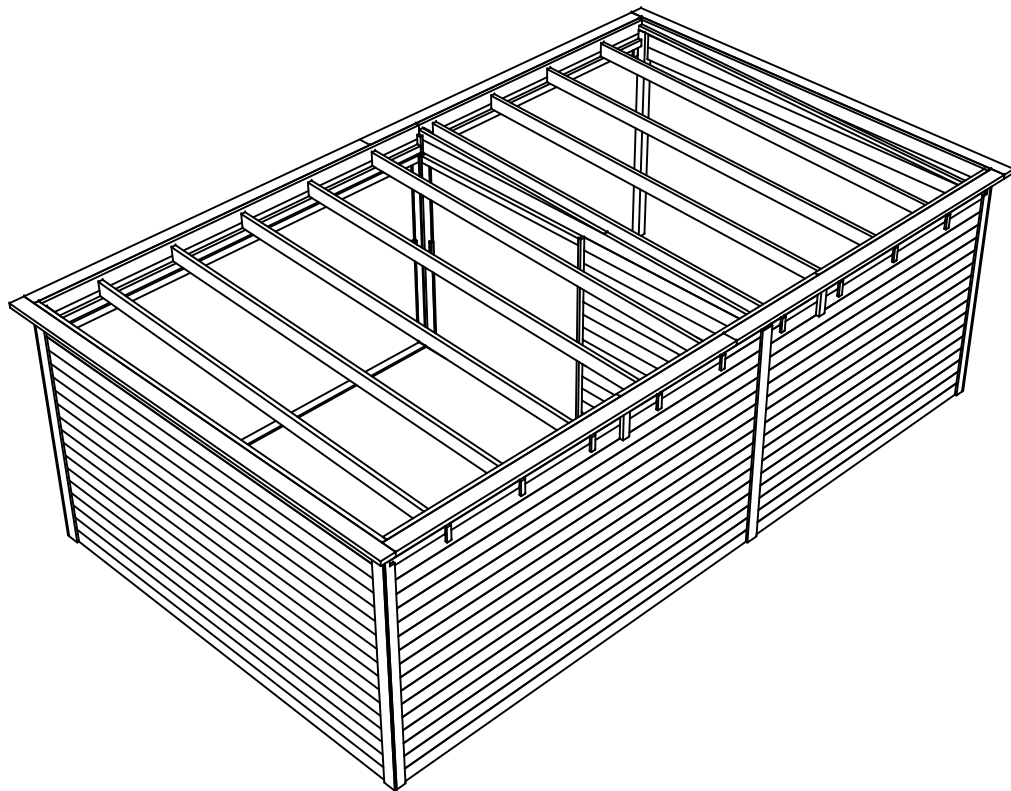
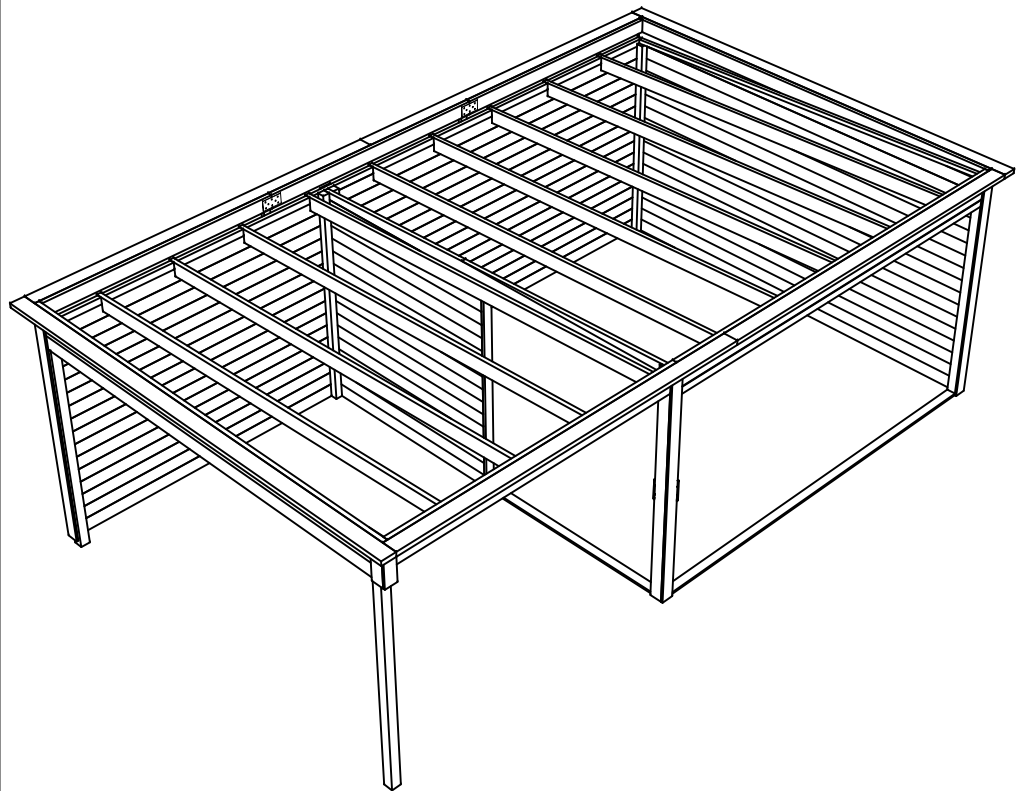
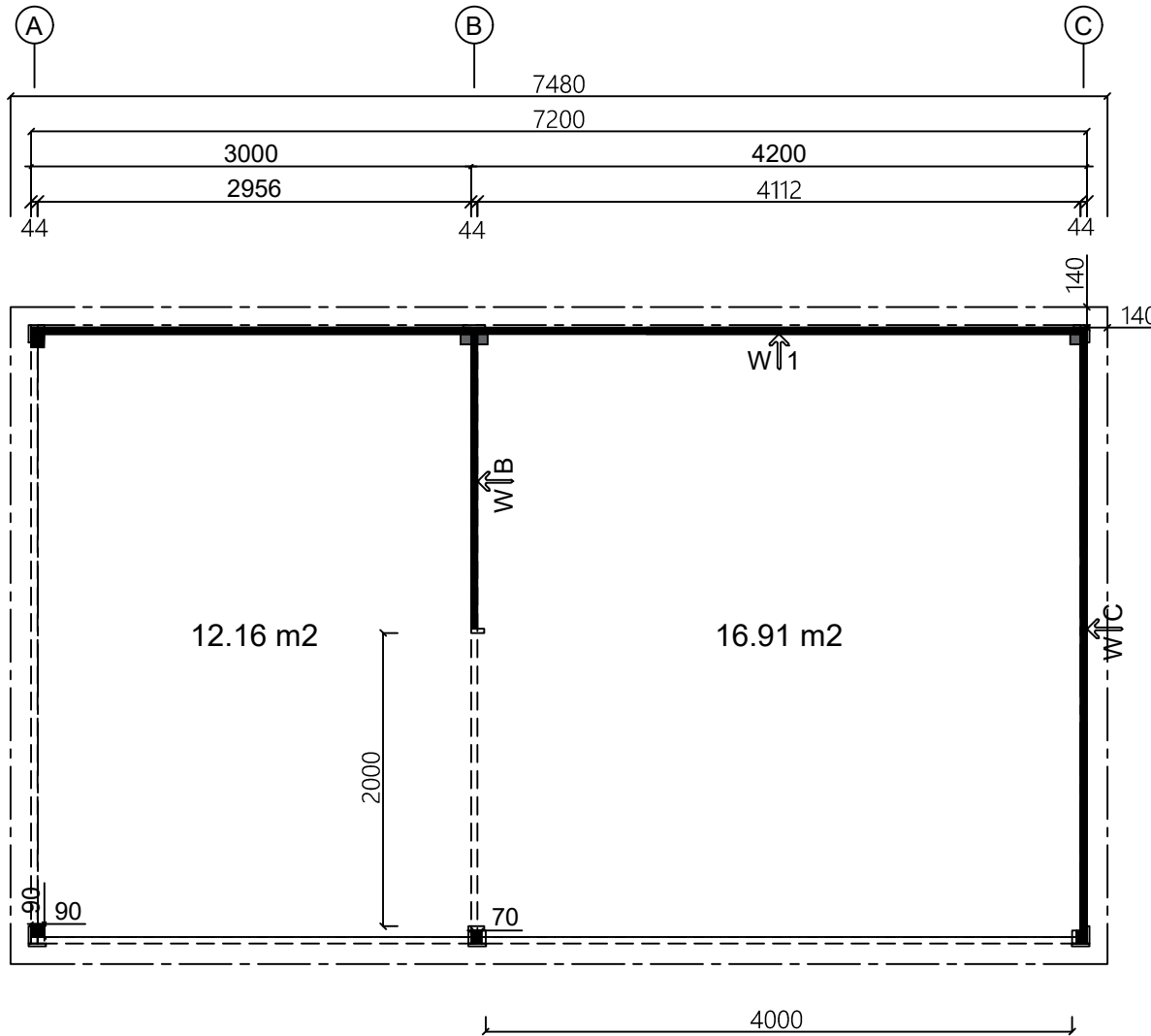


Ohne Türen - Without doors

Model	4485311	Seite/Page	1
Zeichnung/Drawing	3D	Maßstab/Scale	
Profil/Profile	44x135	Datum/Date	16.01.2026
Zeichner/Drafter	SRM	File	4485311.dwg

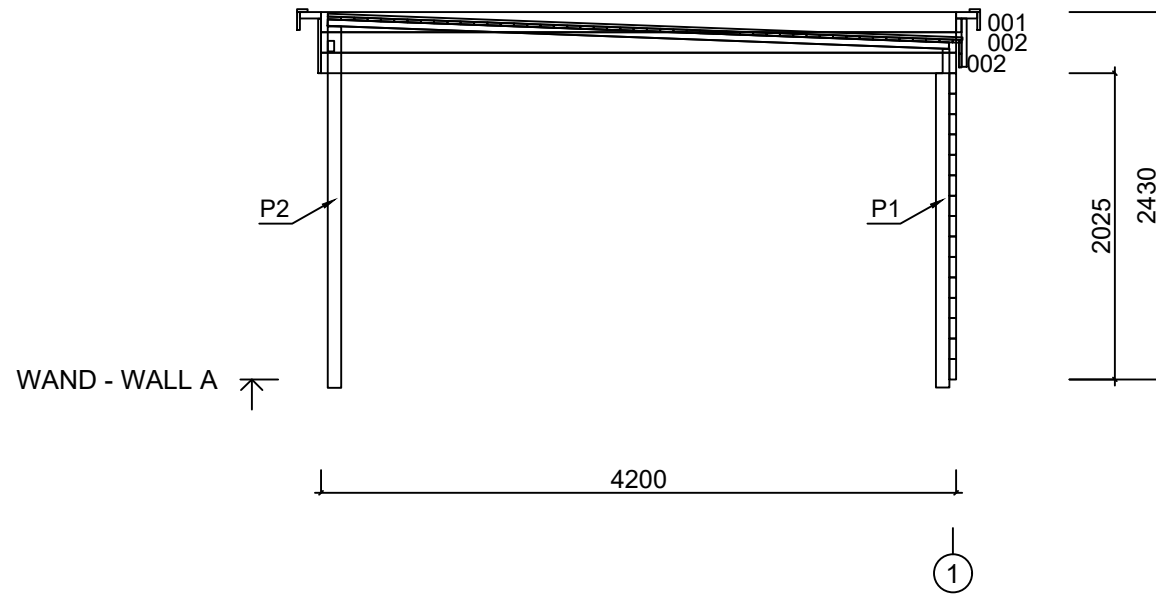


Model	4485311	Seite/Page	2
Zeichnung/Drawing	3D	Maßstab/Scale	
Profil/Profile	44x135	Datum/Date	16.01.2026
Zeichner/Drafter	SRM	File	4485311.dwg

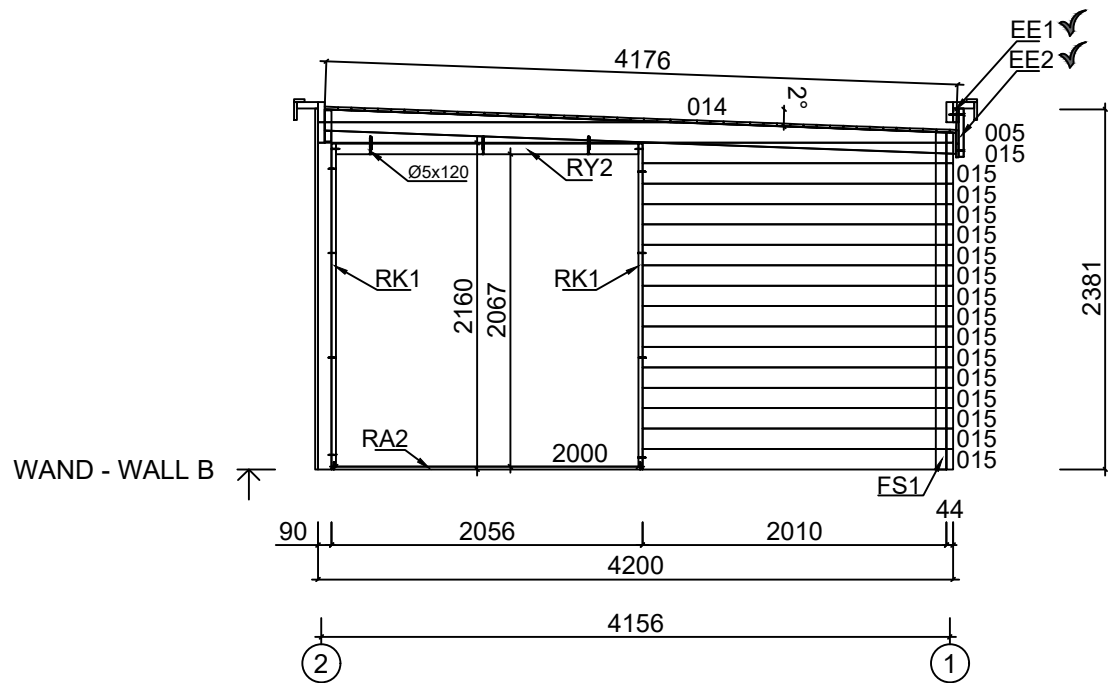


H = 1.700 m
 TOTAL: 29.06 m²

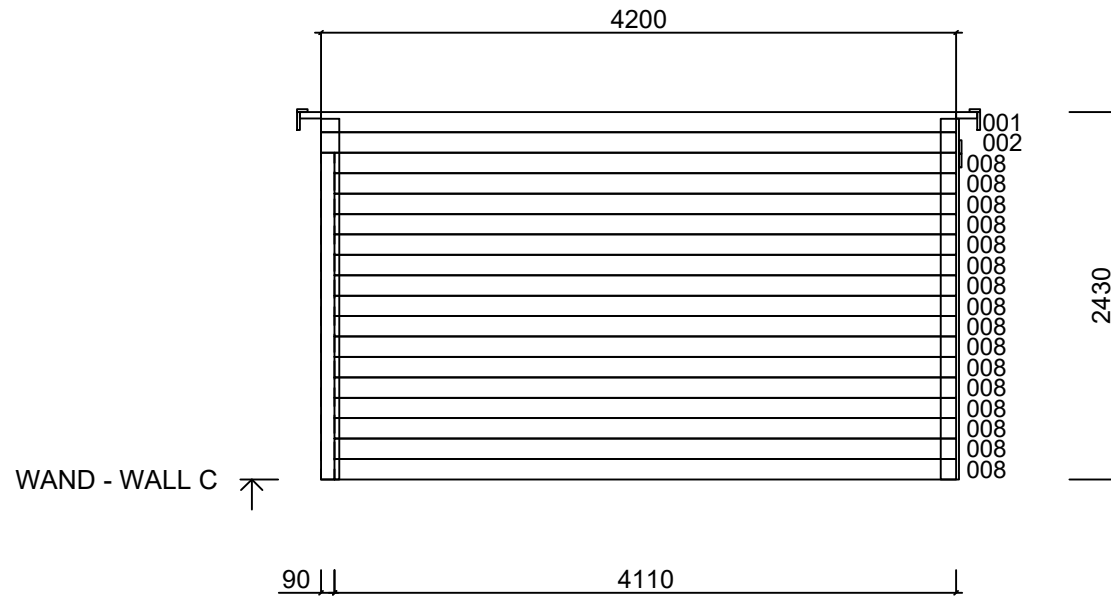
Model	4485311	Seite/Page	3
Zeichnung/Drawing	GRUNDPLAN - GRUNDPLAN	Maßstab/Scale	1:50
Profil/Profile	44x135	Datum/Date	16.01.2026
Zeichner/Drafter	SRM	File	4485311.dwg



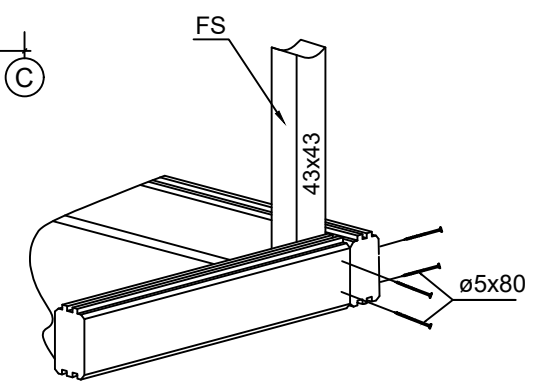
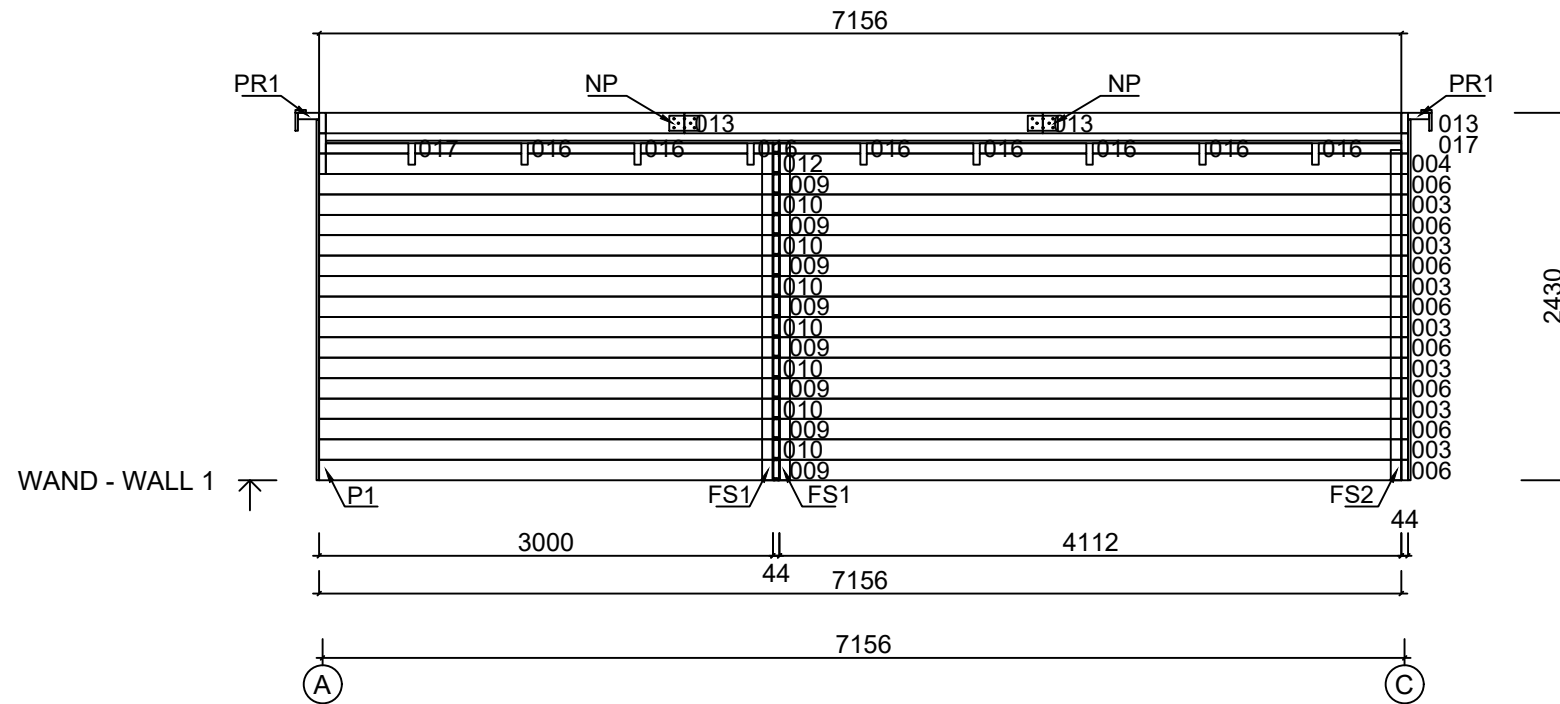
Model	4485311	Seite/Page	4
Zeichnung/Drawing	WAND - WALL A	Maßstab/Scale	1:50
Profil/Profile	44x135	Datum/Date	16.01.2026
Zeichner/Drafter	SRM	File	4485311.dwg



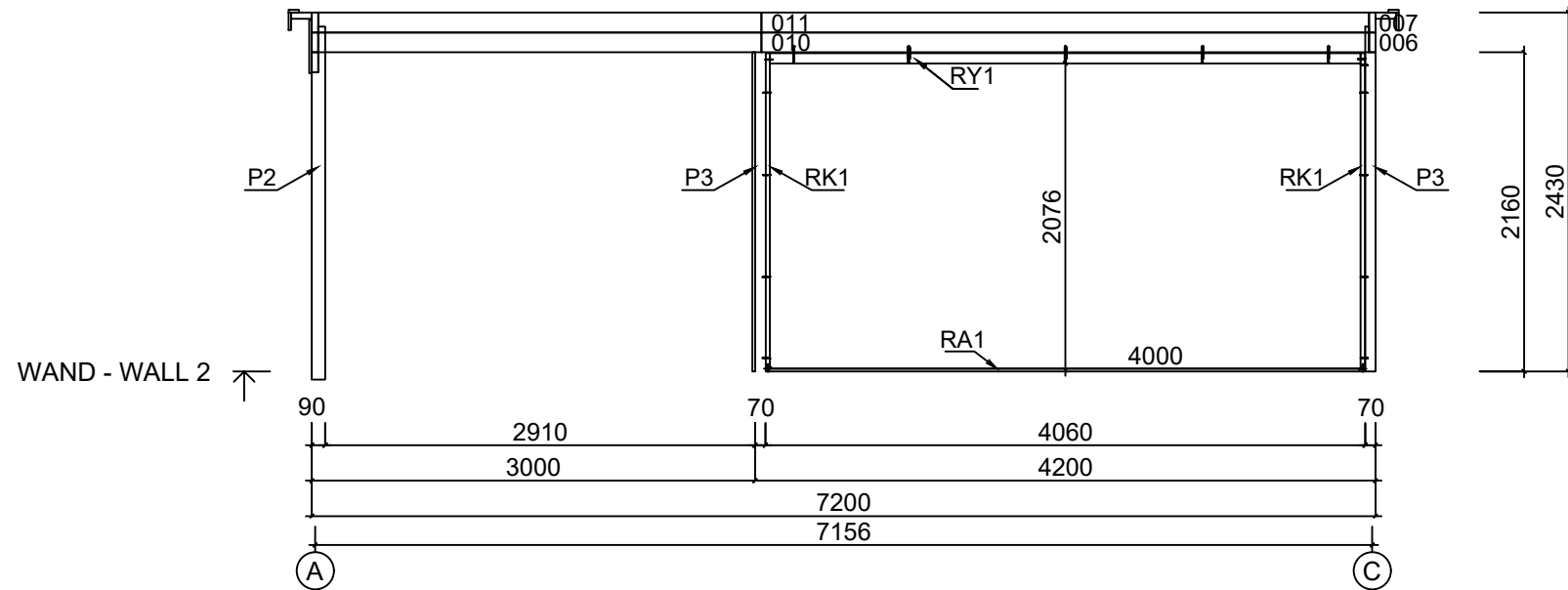
Model	4485311	Seite/Page	5
Zeichnung/Drawing	WAND - WALL B	Maßstab/Scale	1:50
Profil/Profile	44x135	Datum/Date	16.01.2026
Zeichner/Drafter	SRM	File	4485311.dwg



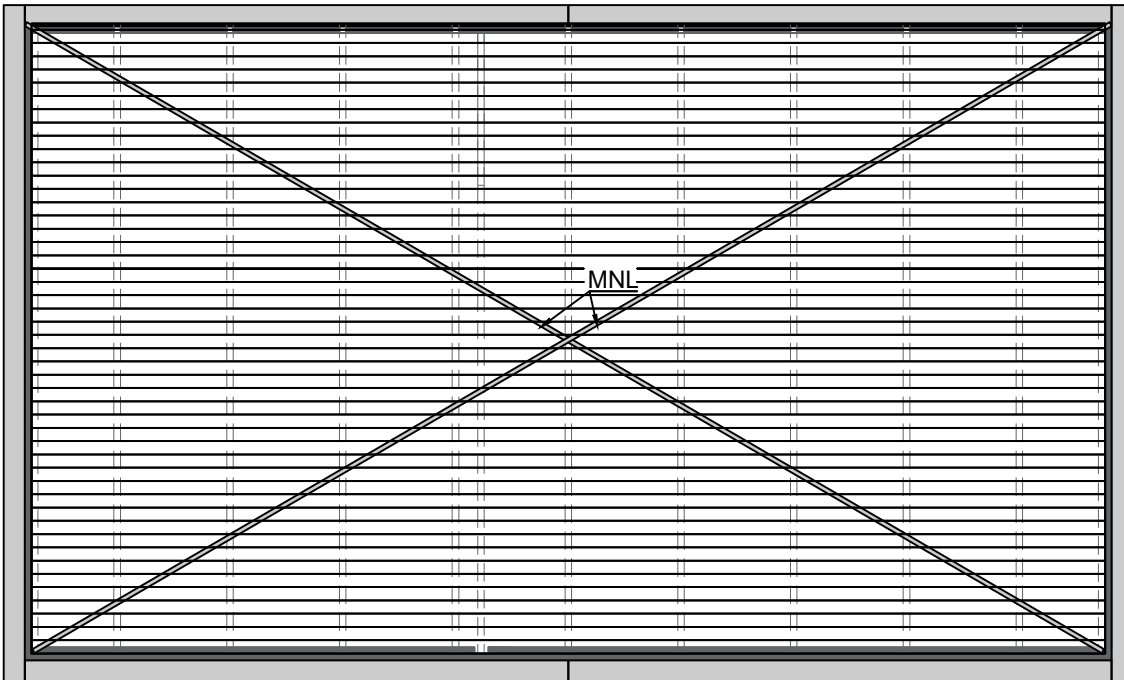
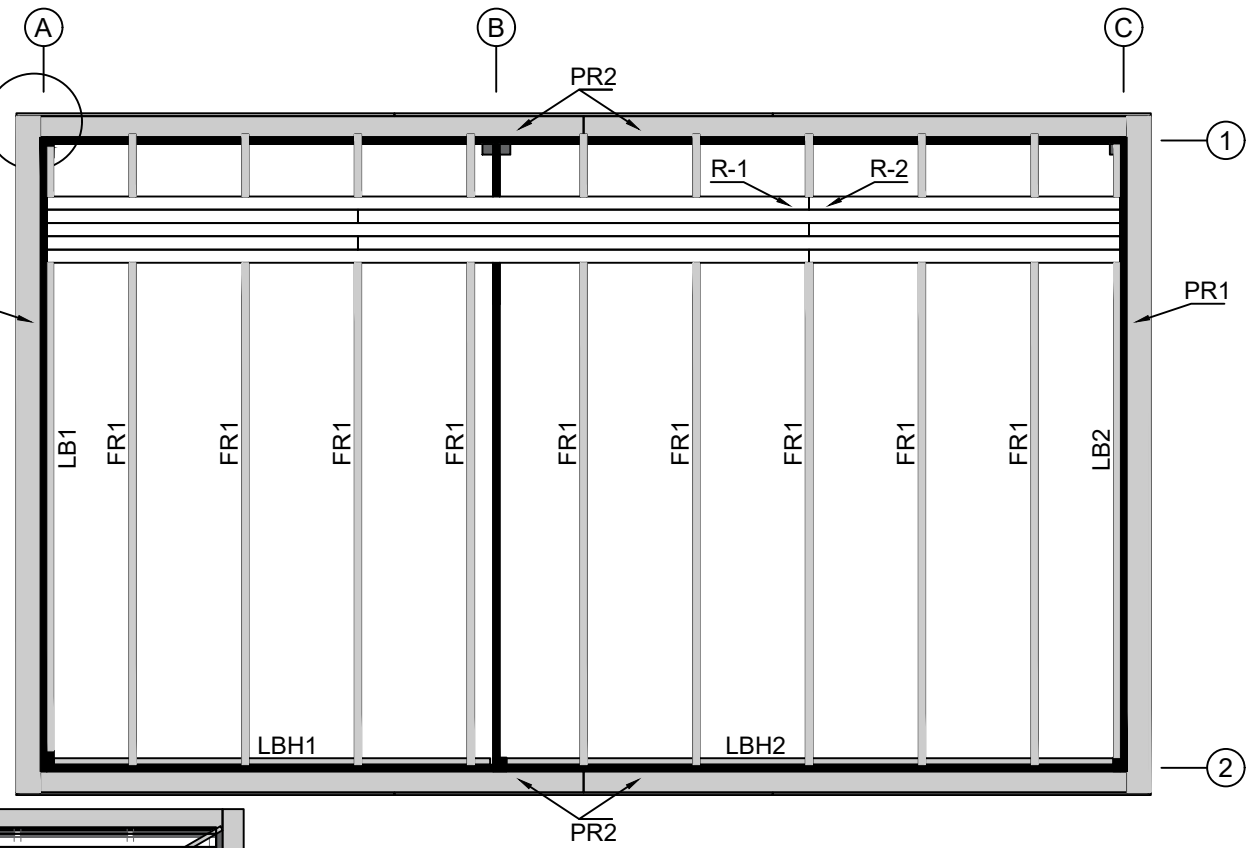
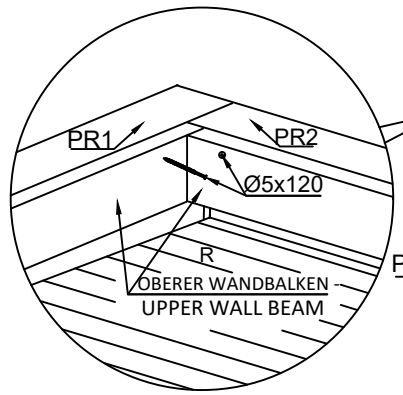
Model	4485311	Seite/Page	6
Zeichnung/Drawing	WAND - WALL C	Maßstab/Scale	1:50
Profil/Profile	44x135	Datum/Date	16.01.2026
Zeichner/Drafter	SRM	File	4485311.dwg



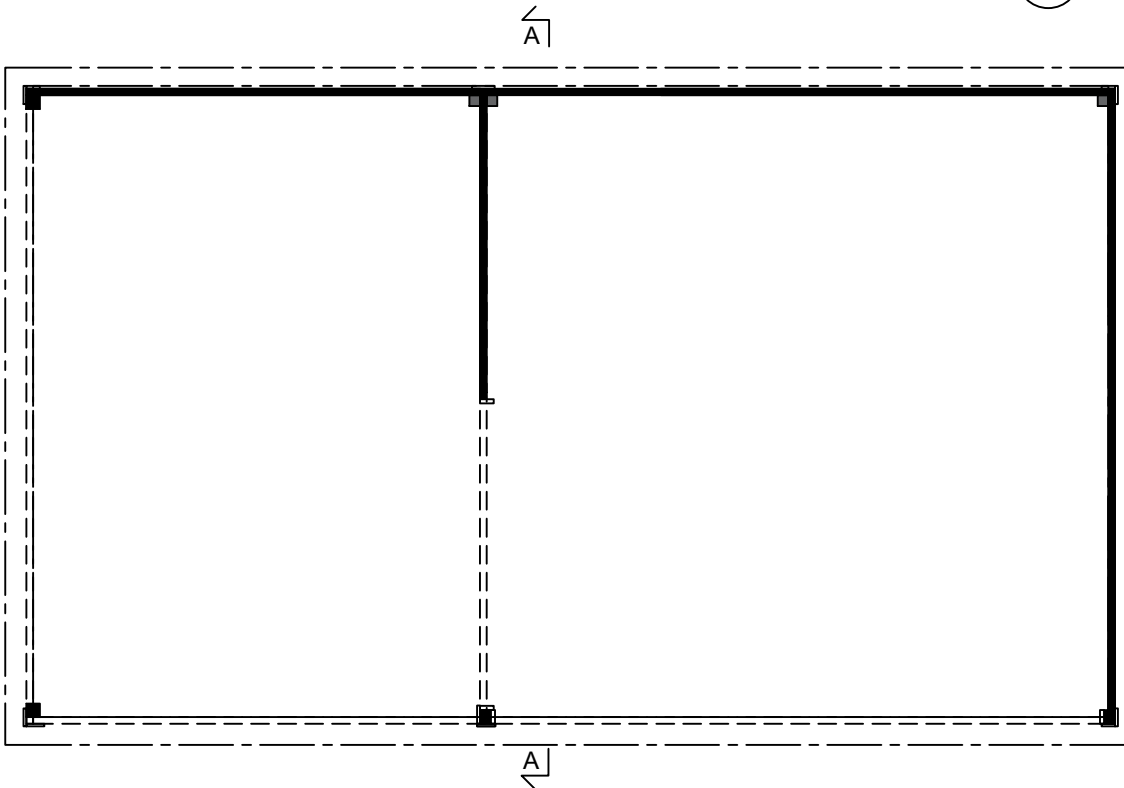
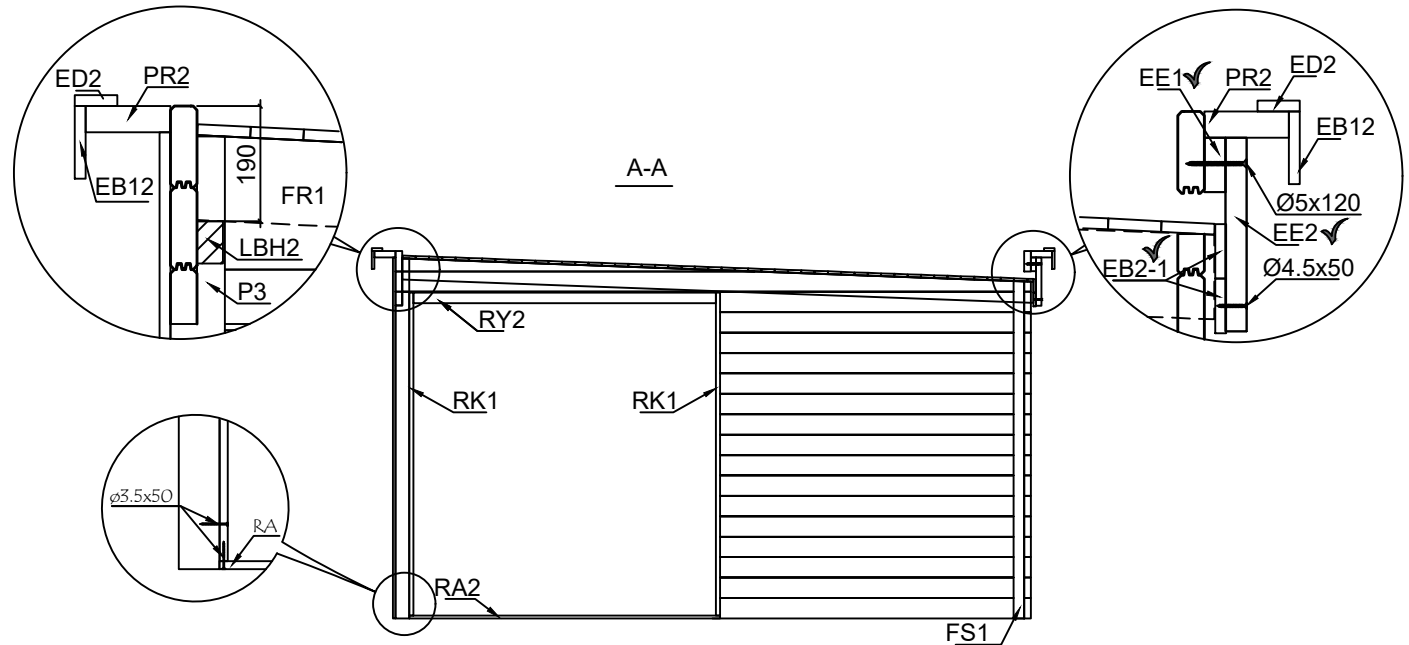
Model	4485311	Seite/Page	7
Zeichnung/Drawing	WAND - WALL 1	Maßstab/Scale	1:50
Profil/Profile	44x135	Datum/Date	16.01.2026
Zeichner/Drafter	SRM	File	4485311.dwg



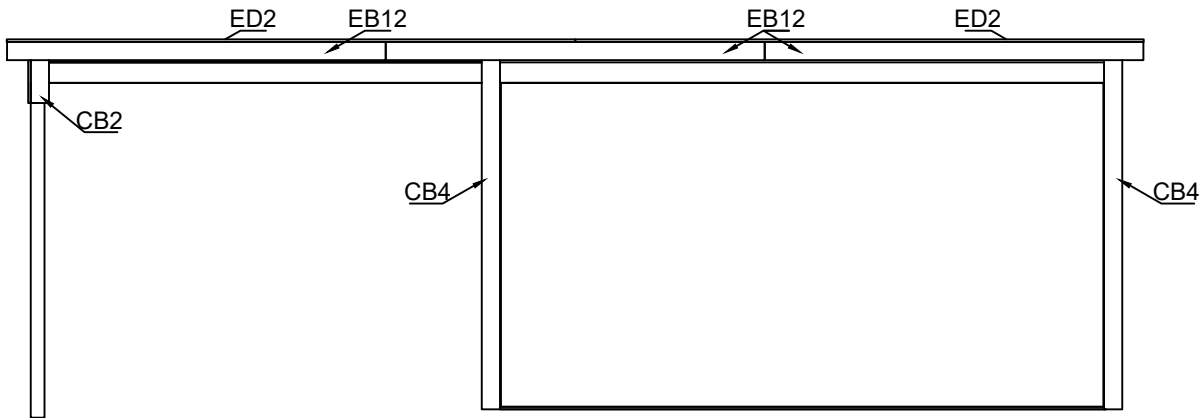
Model	4485311	Seite/Page	8
Zeichnung/Drawing	WAND - WALL 2	Maßstab/Scale	1:50
Profil/Profile	44x135	Datum/Date	16.01.2026
Zeichner/Drafter	SRM	File	4485311.dwg



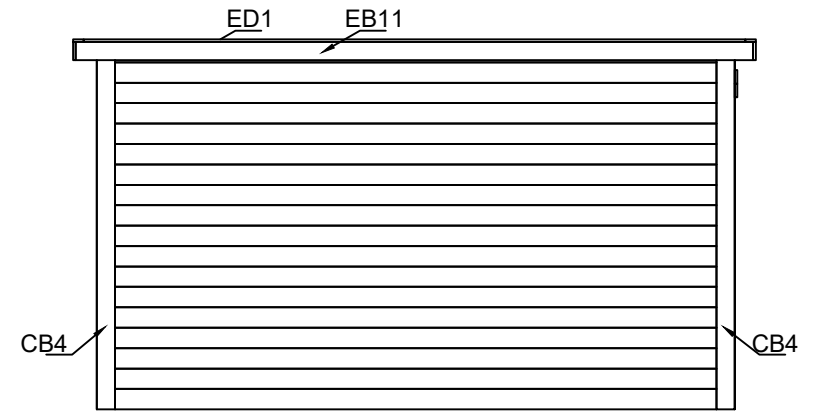
Model	4485311	Seite/Page	9
Zeichnung/Drawing	DACHPLAN - ROOF PLAN	Maßstab/Scale	1:50
Profil/Profile	88x18 oder-or 114x18 / 43x140	Datum/Date	16.01.2026
Zeichner/Drafter	SRM	File	4485311.dwg



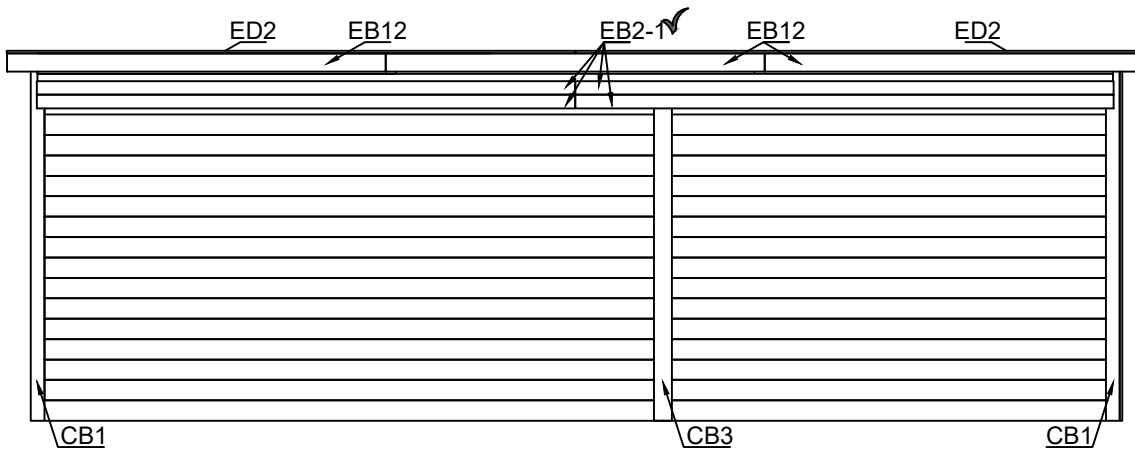
Model	4485311	Seite/Page	10
Zeichnung/Drawing	SCHNITT A - CUT A	Maßstab/Scale	1:50
Profil/Profile	44x135	Datum/Date	16.01.2026
Zeichner/Drafter	SRM	File	4485311.dwg



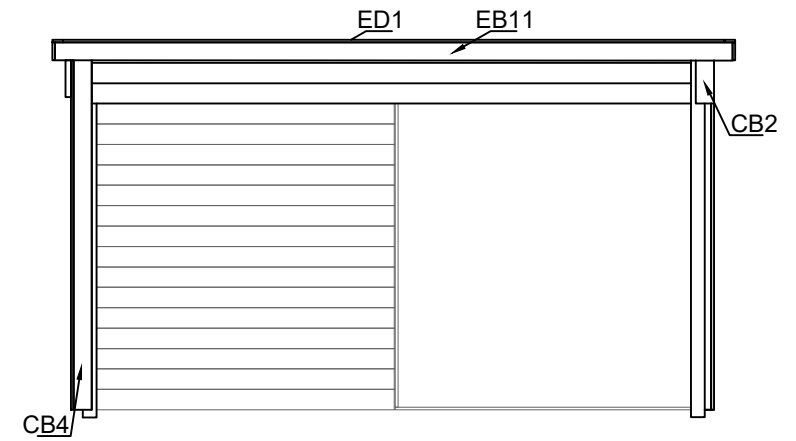
VORDERANSICHT-FRONT VIEW
SCALE: NOT TO SCALE



SEITENANSICHT (RECHTS) - SIDE VIEW (RIGHT)
SCALE: NOT TO SCALE

















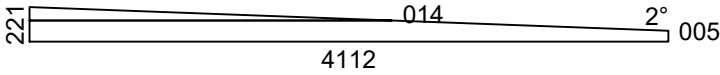



































RÜCKANSICHT - BACK VIEW
SCALE: NOT TO SCALE

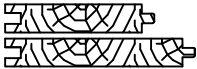


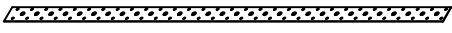












SEITENANSICHT (LINKS) - SIDE VIEW (LEFT)
SCALE: NOT TO SCALE

Model	4485311	Seite/Page	11
Zeichnung/Drawing	ANSICHTEN - VIEWS	Maßstab/Scale	1:50
Profil/Profile	44x135	Datum/Date	16.01.2026
Zeichner/Drafter	SRM	File	4485311.dwg

Pos	Stückliste - Specification 4485311	Stck. Pcs.	Profil Profile (mm)	Länge Length (mm)	
EX1	ERZATZBOHLE-SPARE BEAM 	1	44x135	4156	
001	OHNE FEDER - WITHOUT TONGUE 	2	44x135	4200	
002		3	44x135	4200	
003		7	44x135	4156	
004		1	44x135	4156	
006		9	44x135	4112	
007	OHNE FEDER - WITHOUT TONGUE 	1	44x135	4112	
008		16	44x135	4110	
009		8	44x135	3044	
010		8	44x135	3000	
011	OHNE FEDER - WITHOUT TONGUE 	1	44x135	3000	
012		1	44x135	2956	
013	OHNE FEDER - WITHOUT TONGUE 	3	44x135	2371	
015		16	44x135	2010	
016		8	44x68	704	
017		2	44x68	547	
WB-1		1	44x221	4112	
SH	SCHLAGHOLZ - HAMMER BLOCK 44 MM 	2	44x135	300	
RA1	EXTRA FUNDAMENTHOLZ (IMM) - EXTRA FLOOR JOIST (IMM) 	1	18x90	4056	
RA2	EXTRA FUNDAMENTHOLZ (IMM) - EXTRA FLOOR JOIST (IMM) 	1	18x90	2056	
RK1	RAHMEN VERTIKAL - JAMBS 	4	28x90	2137	
RY1	RAHMEN OBEN- HEAD 	1	70x90	4000	
RY2	RAHMEN OBEN- HEAD 	1	70x90	2000	
Name	4485311	Datum/Date	16.01.2026	Seite/Page	1/4

Pos	Stückliste - Specification 4485311		Stck. Pcs.	Profil Profile (mm)	Länge Length (mm)
EE1		TRAUFELEMENTESTÜTZEN - EAVES ELEMENT SUPPORT ✓	2	35x70	90
EE2		TRAUFELEMENTESTÜTZEN - EAVES ELEMENT SUPPORT ✓	2	35x70	320
ED1		DECKENLEISTEN - COVERING BOARD	2	70x18	4376
ED2		DECKENLEISTEN - COVERING BOARD	4	70x18	3758
CB1		ECKLEISTE - CORNER FILLET	2	90x18	2385
CB2		ECKLEISTE - CORNER FILLET	2	120x18	360
CB3		ECKLEISTE - CORNER FILLET	1	120x18	2225
CB4		ECKLEISTE - CORNER FILLET	5	120x18	2385
CB5		ECKLEISTE - CORNER FILLET	1	120x18	2375
FS1		ECKLEISTE - CORNER FILLET	2	70x70	2230
FS2		ECKLEISTE - CORNER FILLET	1	70x70	2185
P1	 	PFOSTEN - POST ✖	1	90x90	2240
P2	 	PFOSTEN - POST ✖	1	90x90	2390
P3	  	PFOSTEN - POST	1+1	70x90	2335
PR1		BALKEN - BEAM	2	140x43	4480
PR2		BALKEN - BEAM	4	140x43	3600
EB11		TRAUFENBRETTER - EAVES BOARD	2	18x120	4480
EB12		TRAUFENBRETTER - EAVES BOARD	6	18x120	2505
FR1		DACHBALKEN - ROOF BEAM	9	43x140	4180
LB1		STÜTZBALKEN - SUPPORT BEAM	2	43x43	4110
LBH1		STÜTZBALKEN - SUPPORT BEAM	1	43x70	2890
LBH2		STÜTZBALKEN - SUPPORT BEAM	1	43x70	4060
R-1	DACHBRETT - ROOFBOARD	88mm or-oder 114mm 	37+1 28+1	88x18 114x18	5050
Name 4485311		Datum/Date 16.01.2026	Seite/Page 2/4		

Pos	Stückliste - Specification 4485311			Stck. Pcs.	Profil Profile (mm)	Länge Length (mm)
R-2	DACHBRETT - ROOFBOARD	88mm or-oder 114mm		37 28	88x18 114x18	2062
EB2-1	TRAUFENBRETTER - EAVES BOARD			4	18x90	3560
GS-1	GIEBELDECKLEISTE - GABLE COVER STRIPS			2	18x70	4200
MNL-1	STAHLBAND - STEEL HANGER STRAP				16,0 lfm/rm	
HS14	SCHRAUBEN FÜR RAHMEN VERTIKAL - SCREWS FOR FRAME STILES / RK	48		180	Ø3.5x50	
	SCHRAUBE FÜR DACHLEISTE - SCREW FOR ROOF TRIM / ED	52				
	SCHRAUBE FÜR ECKBORD - SCREW FOR CORNER BOARD / CB	80				
HS34	SCHRAUBEN FÜR BLENDENSTÜTZEN - SCREWS FOR PARAPET SUPPORT / EE	4		96	Ø4.5x50	
	SCHRAUBEN FÜR TRAUFBRETTER - SCREWS FOR EAVES BOARD / EB	76				
	SCHRAUBEN FÜR GIEBELDECKLEISTEN - SCREWS FOR GABLE COVER STRIPS / GS	16				
HS36	SCHRAUBE FÜR STÜTZBALKEN - SCREW FOR SUPPORT BEAM / LB	20		34	Ø4.5x70	
	SCHRAUBE FÜR STÜTZBALKEN - SCREW FOR SUPPORT BEAM / LBH	14				
HS38	SCHRAUBEN ZUR TÜRBEFESTIGUNG - SCREWS FOR DOOR FIXING	10+14		24	Ø4.5x90	
HS49	SCHRAUBEN FÜR Pos. - SCREWS FOR Pos. / 016,017			20	Ø5.0x100	
HS410	SCHRAUBE FÜR BALKEN - SCREW FOR BEAM / PR	54		68	Ø5.0x120	
	SCHRAUBEN FÜR BLENDENSTÜTZEN - SCREWS FOR PARAPET SUPPORT / EE	4				
	SCHRAUBEN FÜR GIEBEL - SCREW FOR GABLE / W	2				
	SCHRAUBEN FÜR RAHMEN - SCREWS FOR FRAME / RY	8				
HS42	SCHRAUBEN FÜR ANSCHLUSSPLATTE - SCREWS FOR CONNECTING PLATE / NP			16	Ø5x40	
HS47	SCHRAUBEN FÜR BEFESTIGUNGSLEISTE - SCREWS FOR FIXING SLAT / FS ZUR WANDMONTAGE - FOR WALL ASSEMBLY			290	Ø5x80	
HS592	SCHRAUBEN FÜR PFOSTEN - SCREWS FOR POST / P3 ZUR WANDMONTAGE - FOR WALL ASSEMBLY			30	Ø6x140	
HS512	SCHRAUBEN FÜR DACHBALKEN - SCREWS FOR ROOF BEAM / FR	18		38	Ø6x180	
	SCHRAUBEN FÜR Pos. - SCREWS FOR Pos. 007,011	20				
Name	4485311			Datum/Date	16.01.2026	Seite/Page 3/4

