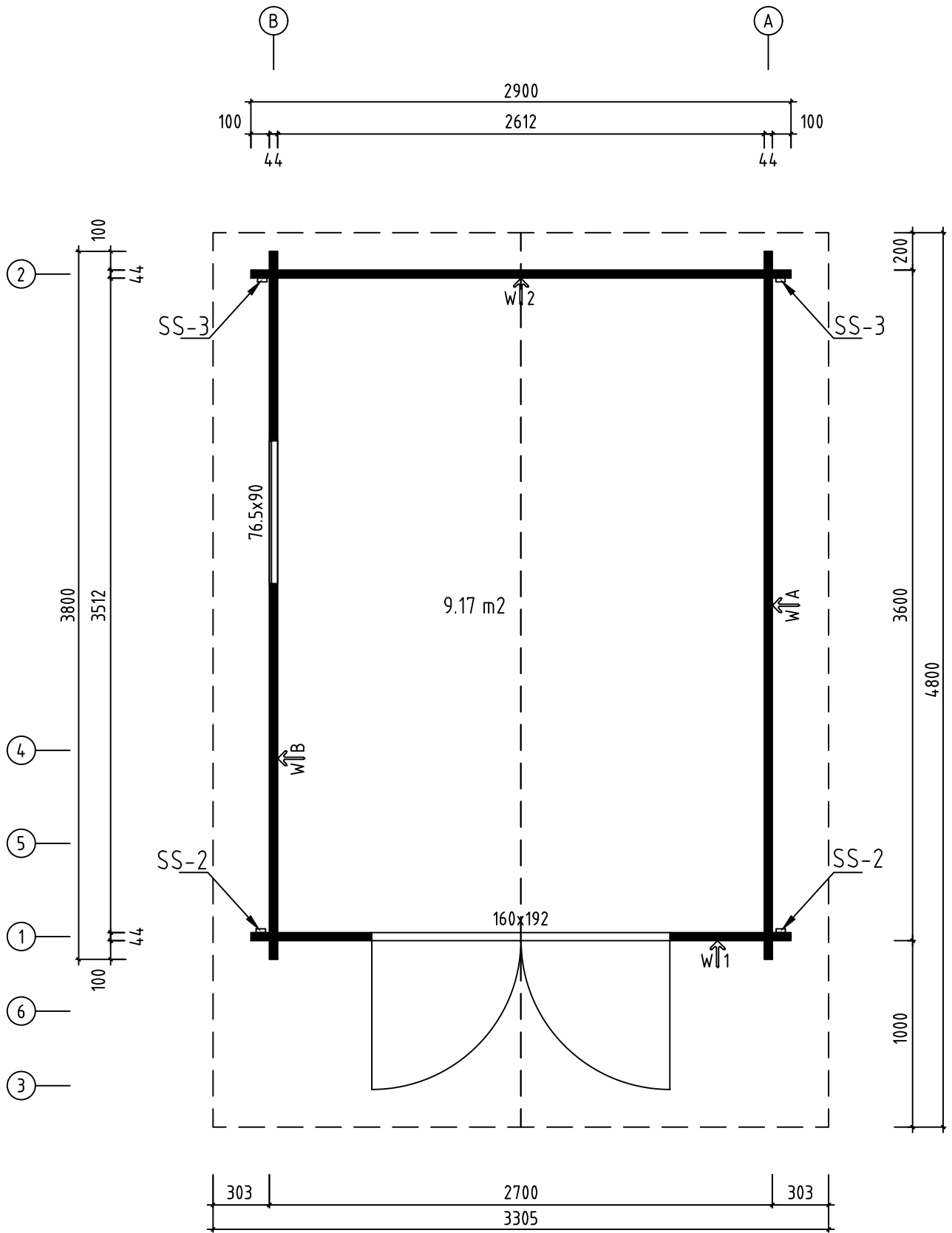
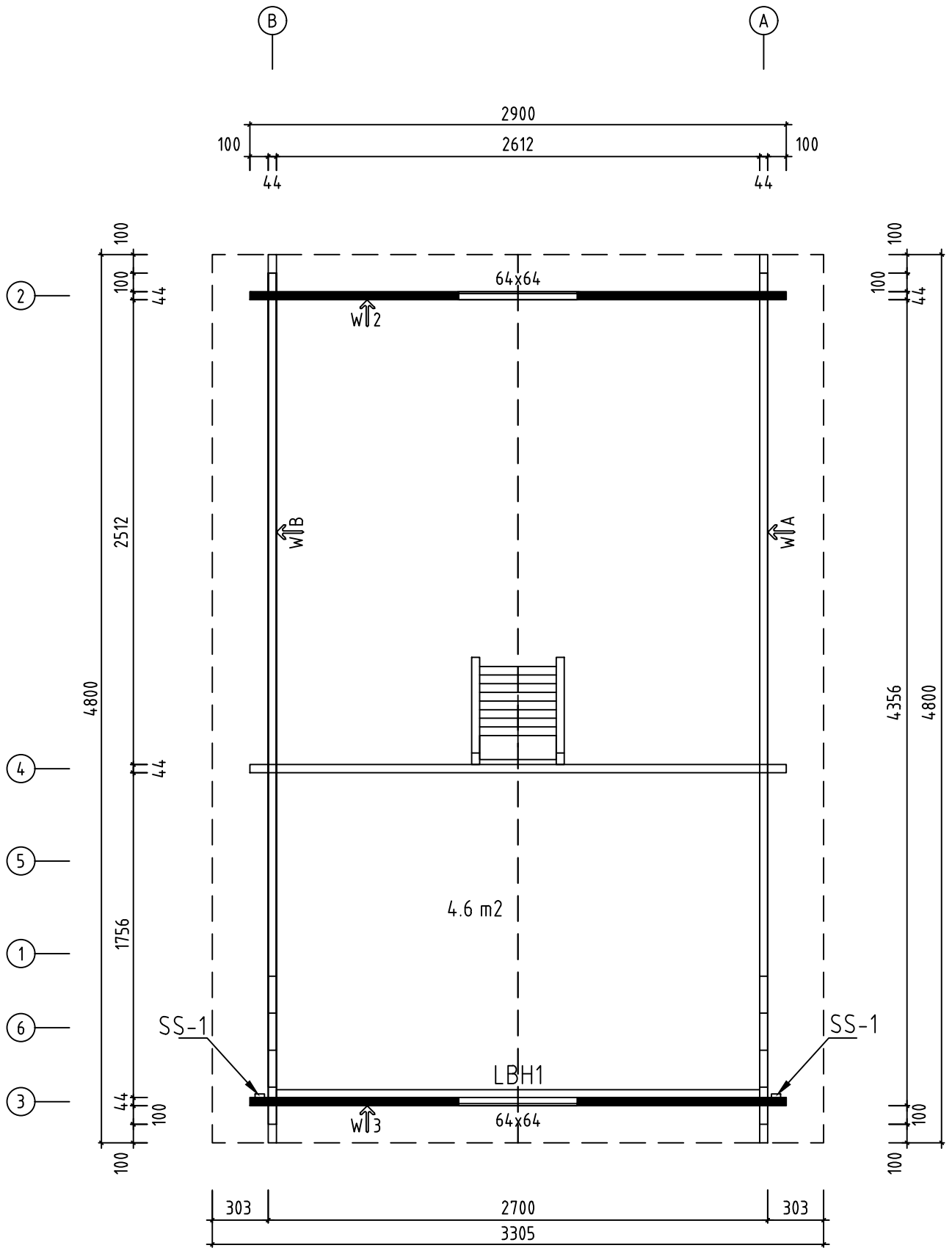


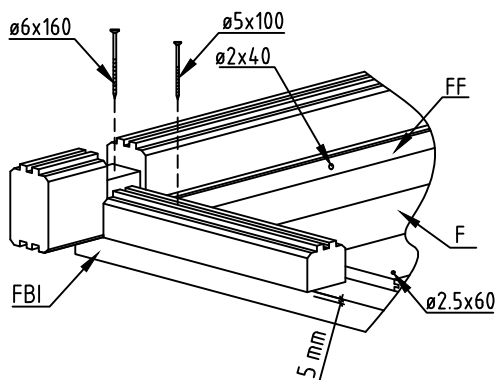
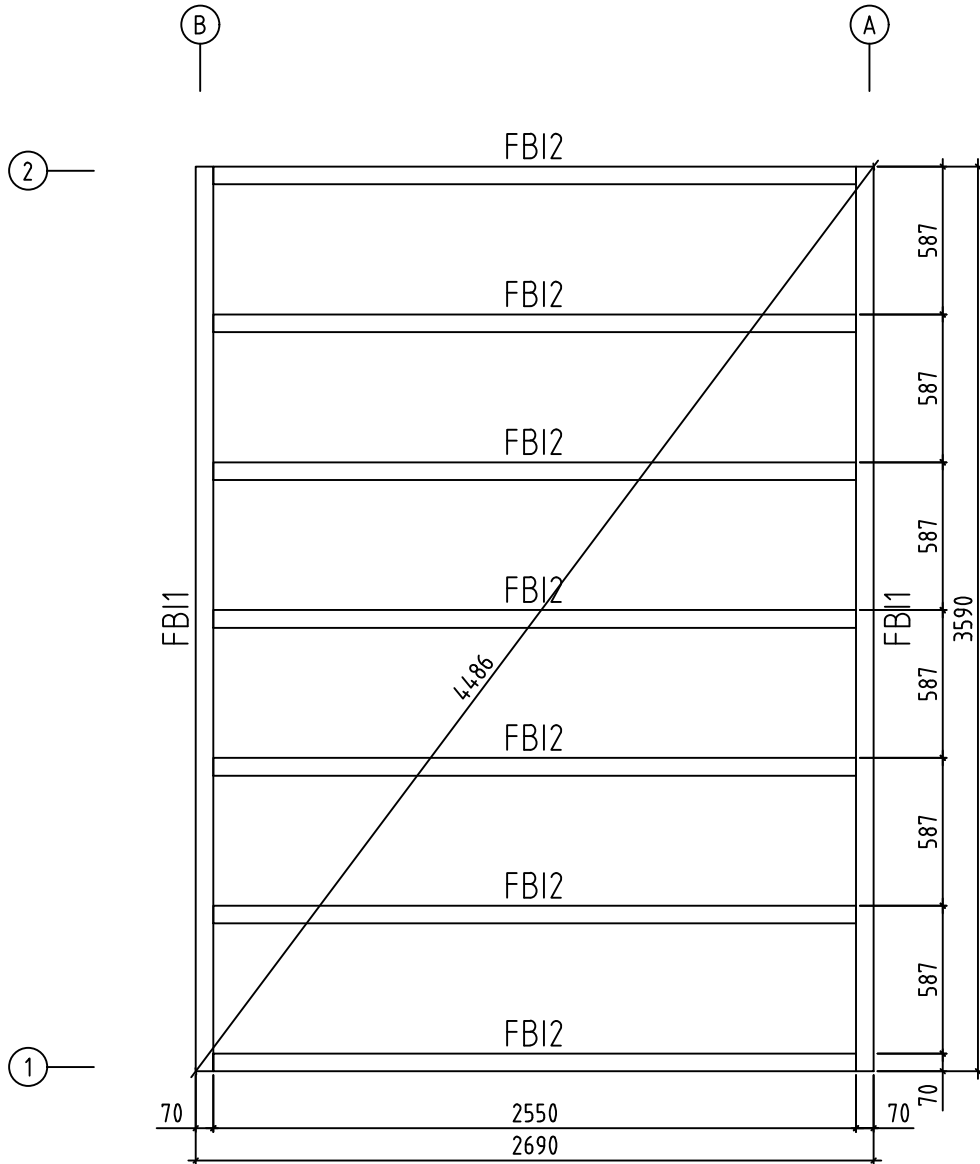
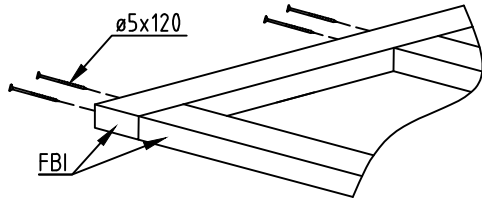
Name-Name-Nom 4467720	Page-Seite-Page 1
View-Aussicht-Vue 3D	Scale-Maßstab-Echelle 1:30
Material-Material-Matériel 44x135	Date-Datum-Date 15.03.2024
Drafter-Zeichner-Rédacteur EJ	File



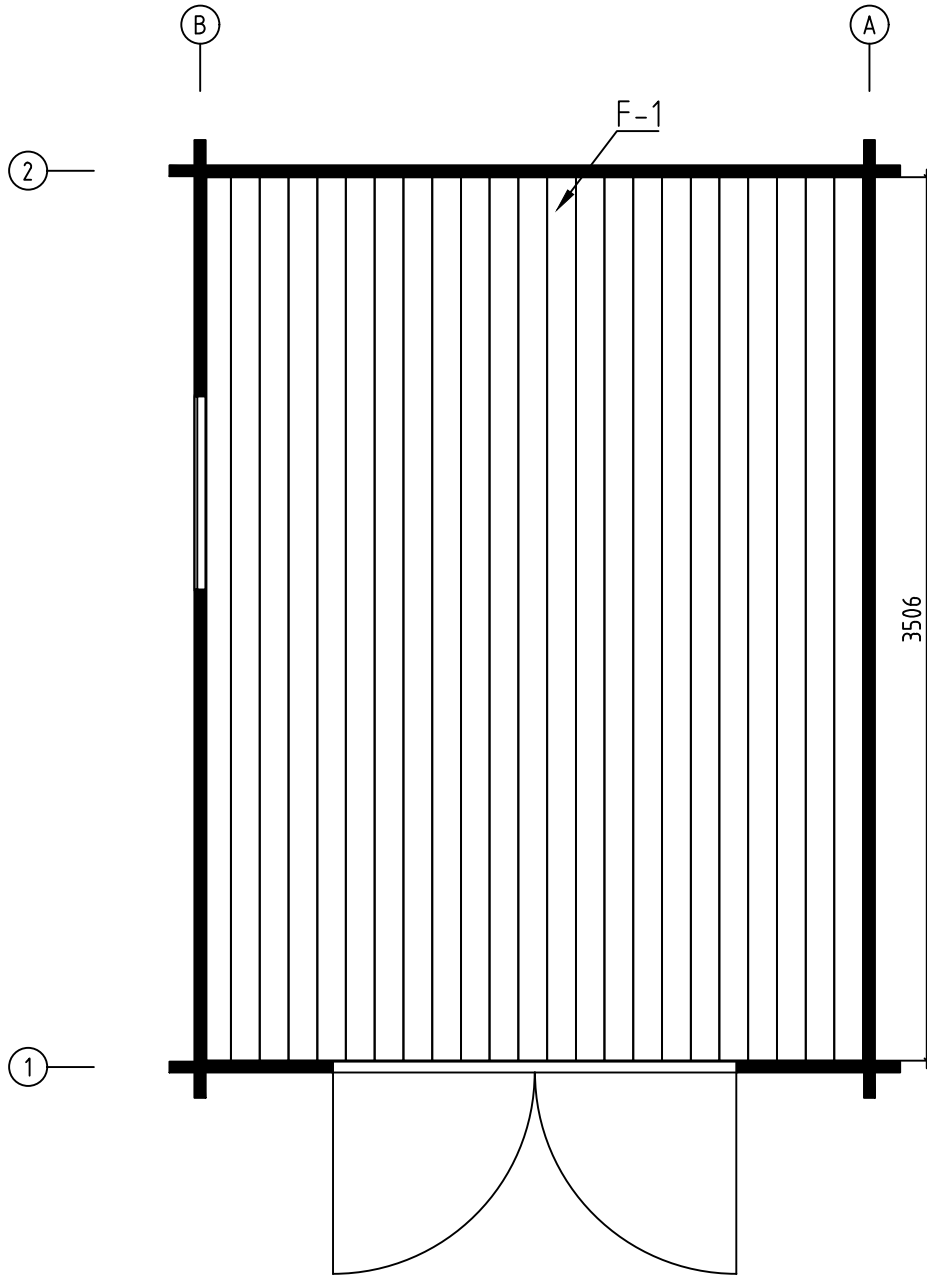
Name-Name-Nom 4467720		Page-Seite-Page 2
View-Aussicht-Vue GROUNDPLAN - GRUNDPLAN - PLAN DE MASSE		Scale-Maßstab-Echelle 1:30
Material-Material-Matériel 44x135		Date-Datum-Date 15.03.2024
Drafter-Zeichner-Rédacteur EJ	File	



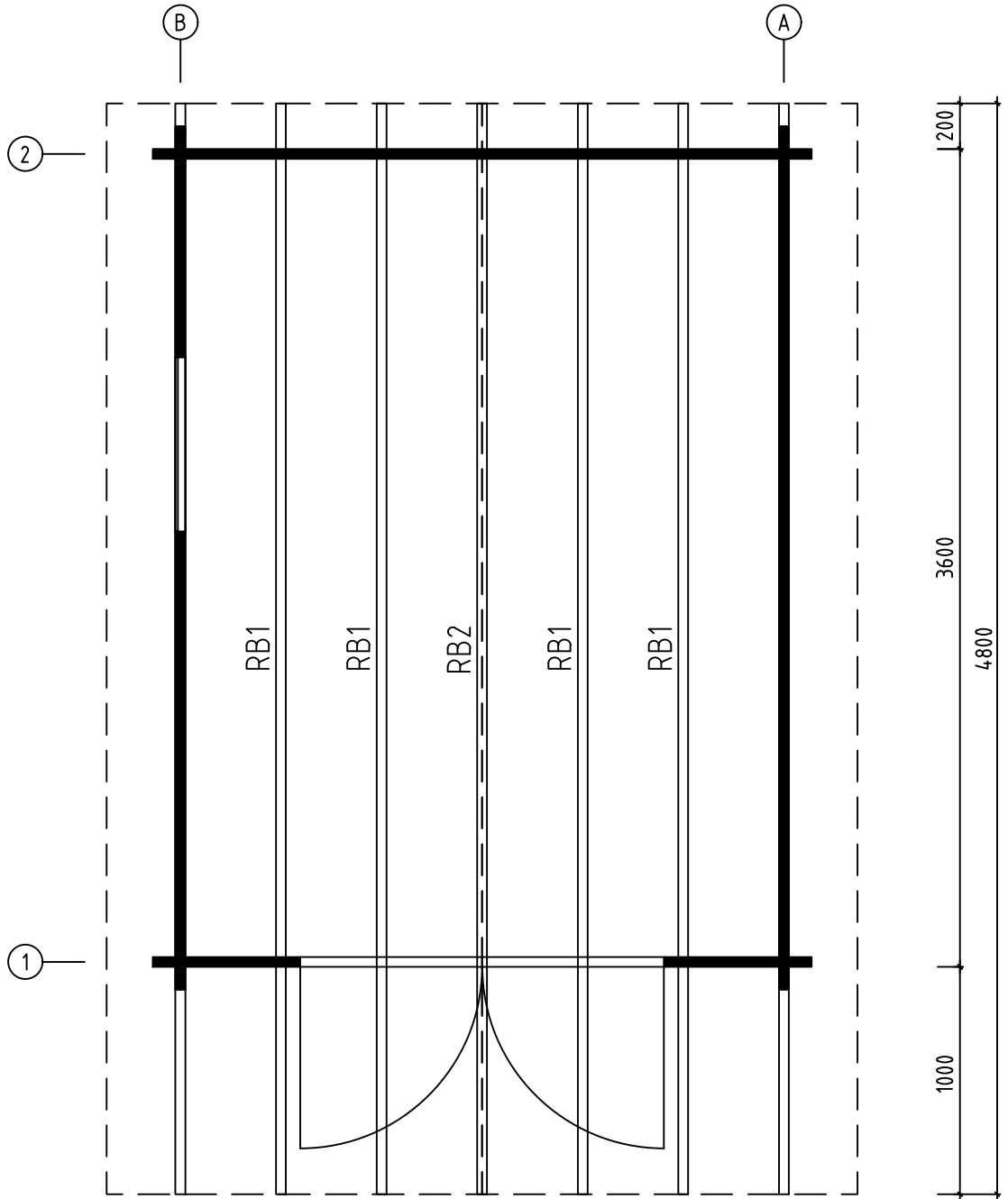
Name-Name-Nom 4467720		Page-Seite-Page 3
View-Aussicht-Vue GROUNDPLAN - GRUNDPLAN - PLAN DE MASSE		Scale-Maßstab-Echelle 1:30
Material-Material-Matériel 44x135		Date-Datum-Date 15.03.2024
Drafter-Zeichner-Rédacteur EJ	File	



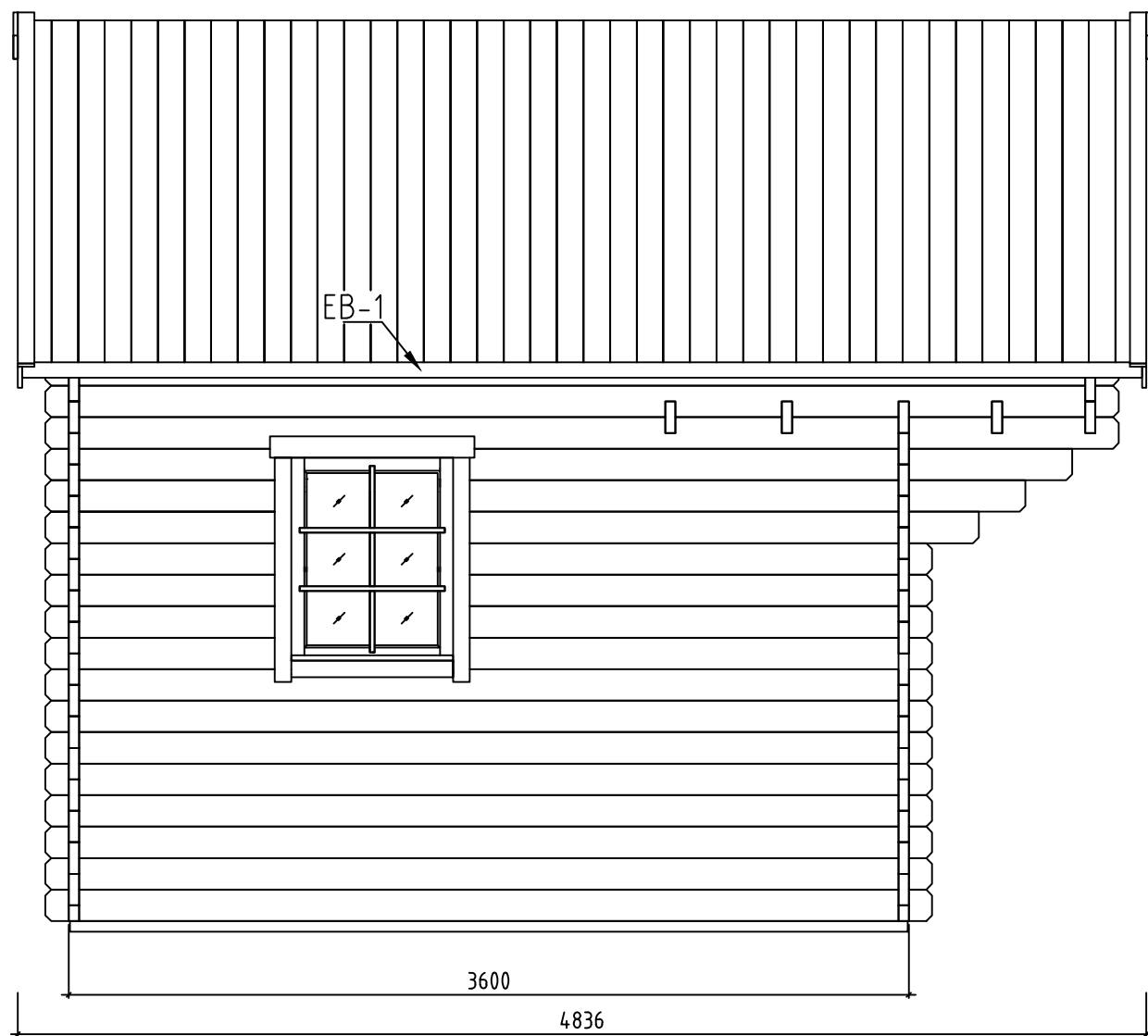
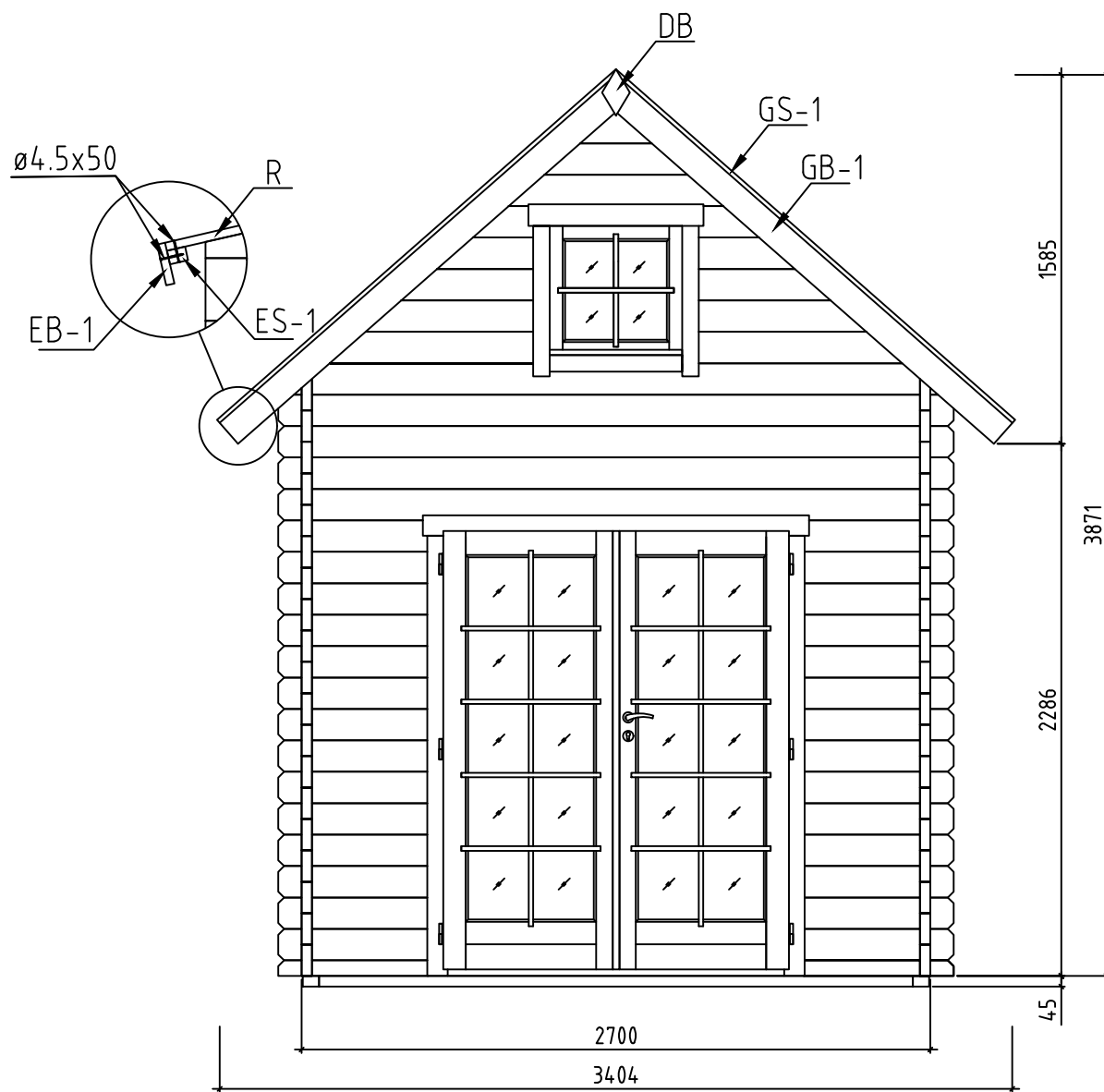
Name-Name-Nom	4467720	Page-Seite-Page	4
View-Aussicht-Vue	FOUNDATION - FUNDAMENT - FONDATION	Scale-Maßstab-Echelle	1:30
Material-Material-Matériau	44x135	Date-Datum-Date	15.03.2024
Drafter-Zeichner-Rédacteur	EJ	File	



Name-Name-Nom	4467720	Page-Seite-Page	5
View-Aussicht-Vue	FLOOR BOARDS-FUSSBODENBRETTER-LAME DE PLANCHER	Scale-Maßstab-Echelle	
Material-Material-Matériau	44x135	Date-Datum-Date	15.03.2024
Drafter-Zeichner-Rédacteur	EJ	File	

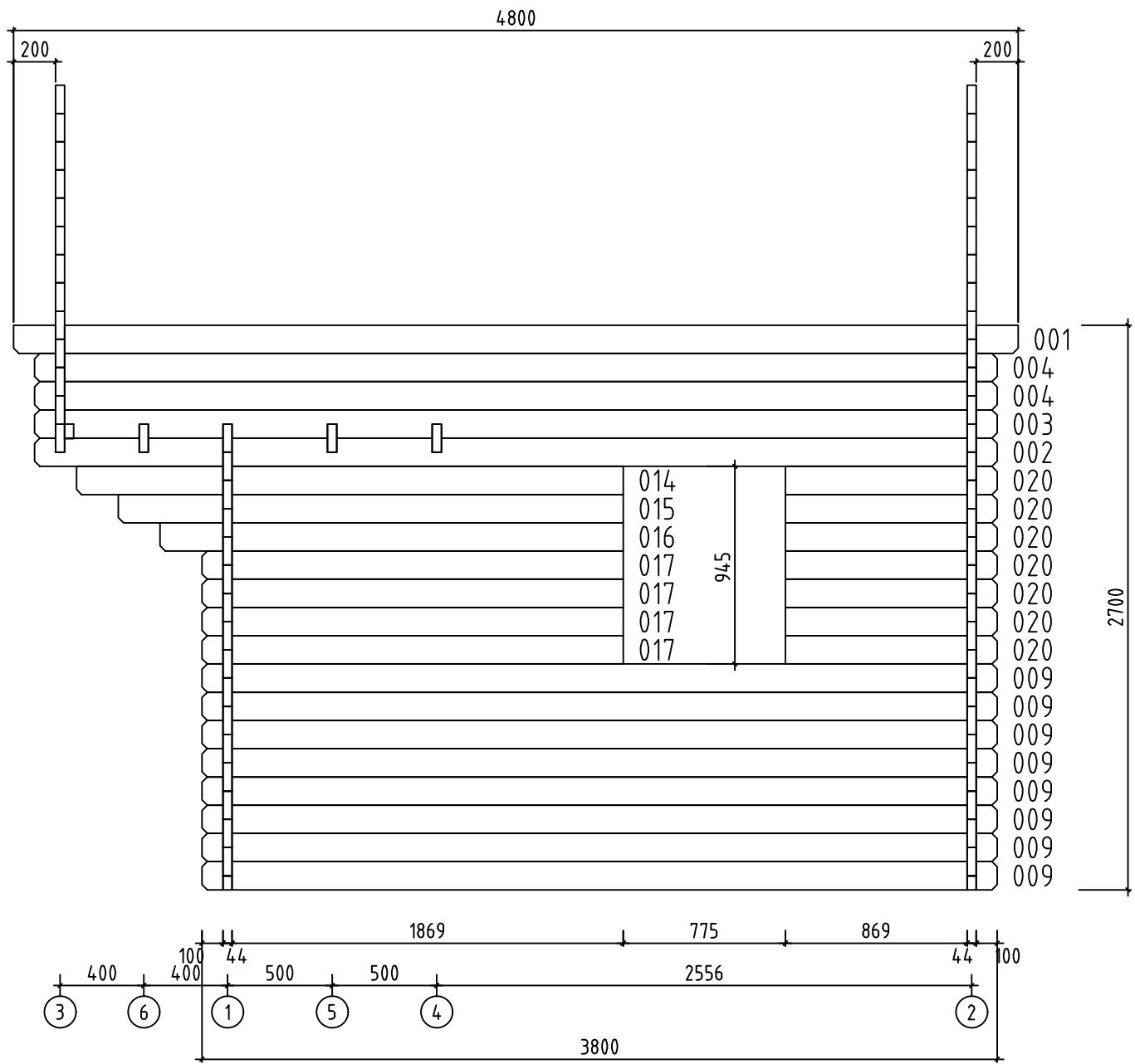


Name-Name-Nom 4467720		Page-Seite-Page 6
View-Aussicht-Vue ROOF PLAN-DACH-PLAN-PLAN DU TOIT		Scale-Maßstab-Echelle 1:30
Material-Material-Matériel 44x135		Date-Datum-Date 15.03.2024
Drafter-Zeichner-Rédacteur EJ	File	

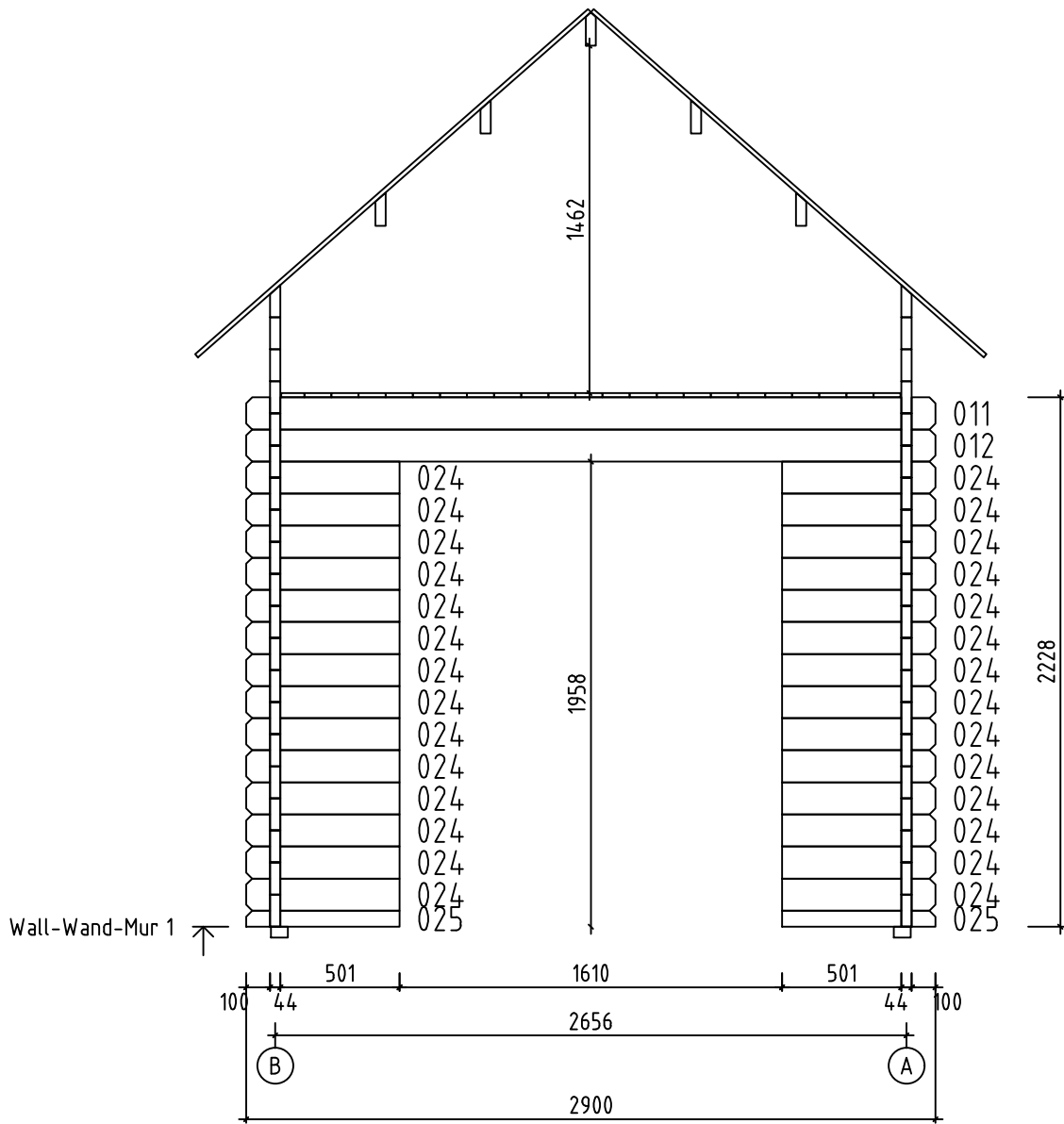


Name-Name-Nom 4467720	Page-Seite-Page 7
View-Aussicht-Vue VIEWS-ANSICHTEN-VUE DES MURS	Scale-Maßstab-Echelle 1:30
Material-Material-Matériel 44x135	Date-Datum-Date 15.03.2024
Drafter-Zeichner-Rédacteur EJ	File

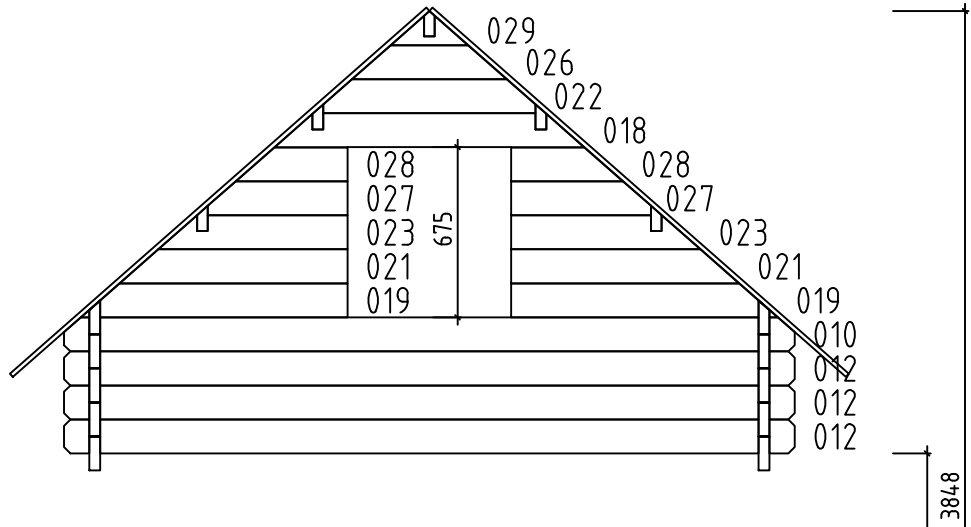
Wall-Wand-Mur B ↗



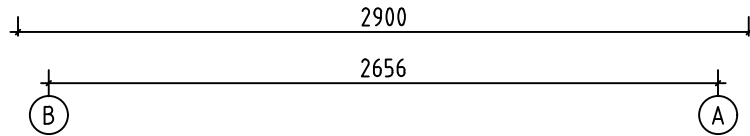
Name-Name-Nom 4467720	Page-Seite-Page 9
View-Aussicht-Vue Wall-Wand-Mur B	Scale-Maßstab-Echelle 1:30
Material-Material-Matériau 4.4x13.5	Date-Datum-Date 15.03.2024
Drafter-Zeichner-Rédacteur EJ	File



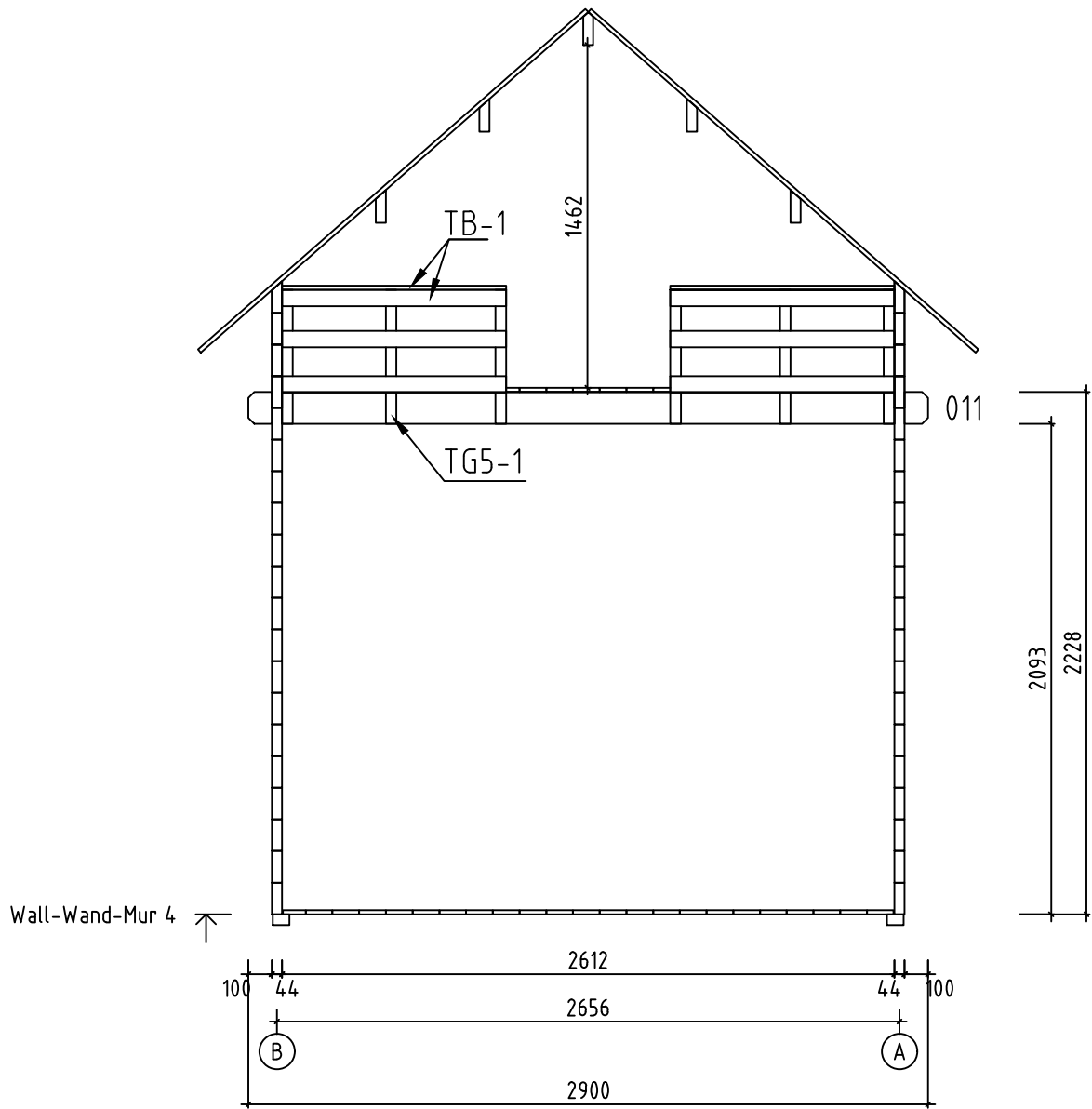
Name-Name-Nom 4467720	Page-Seite-Page 10
View-Aussicht-Vue Wall-Wand-Mur 1	Scale-Maßstab-Echelle 1:30
Material-Material-Matériel 4.4x13.5	Date-Datum-Date 15.03.2024
Drafter-Zeichner-Rédacteur EJ	File



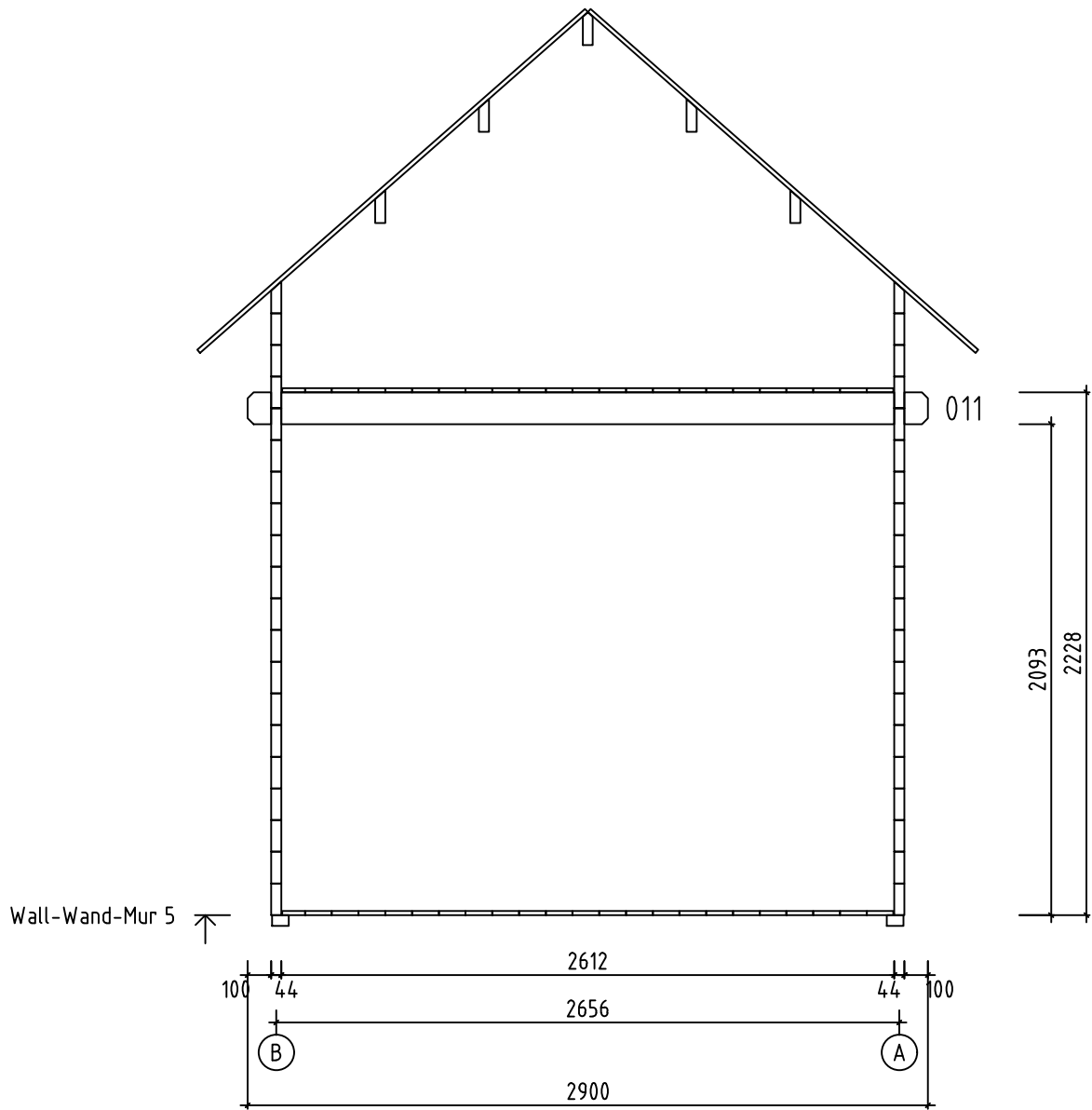
Wall-Wand-Mur 3 ↗



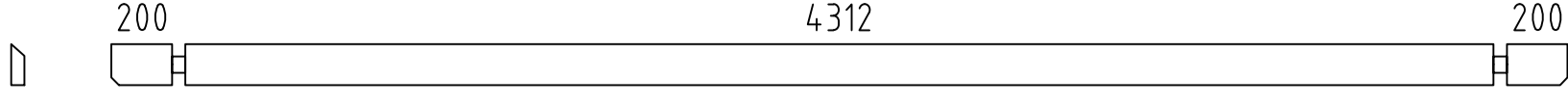


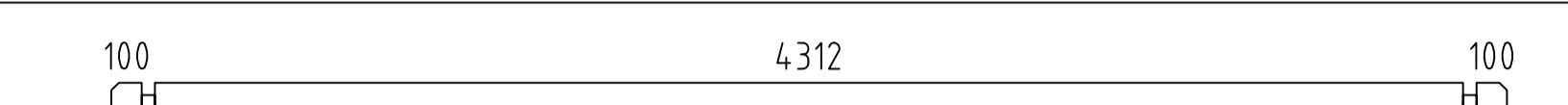

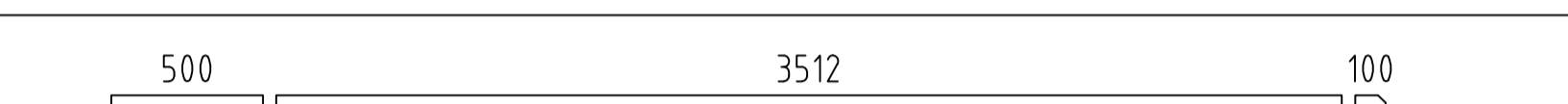
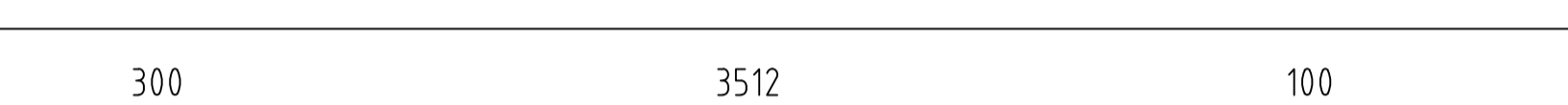







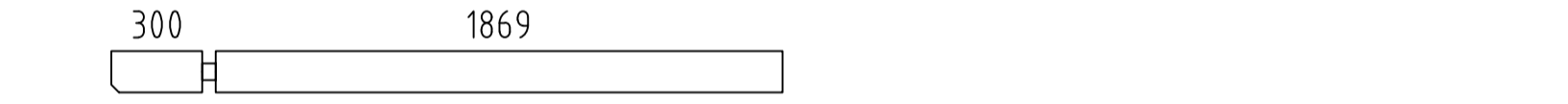



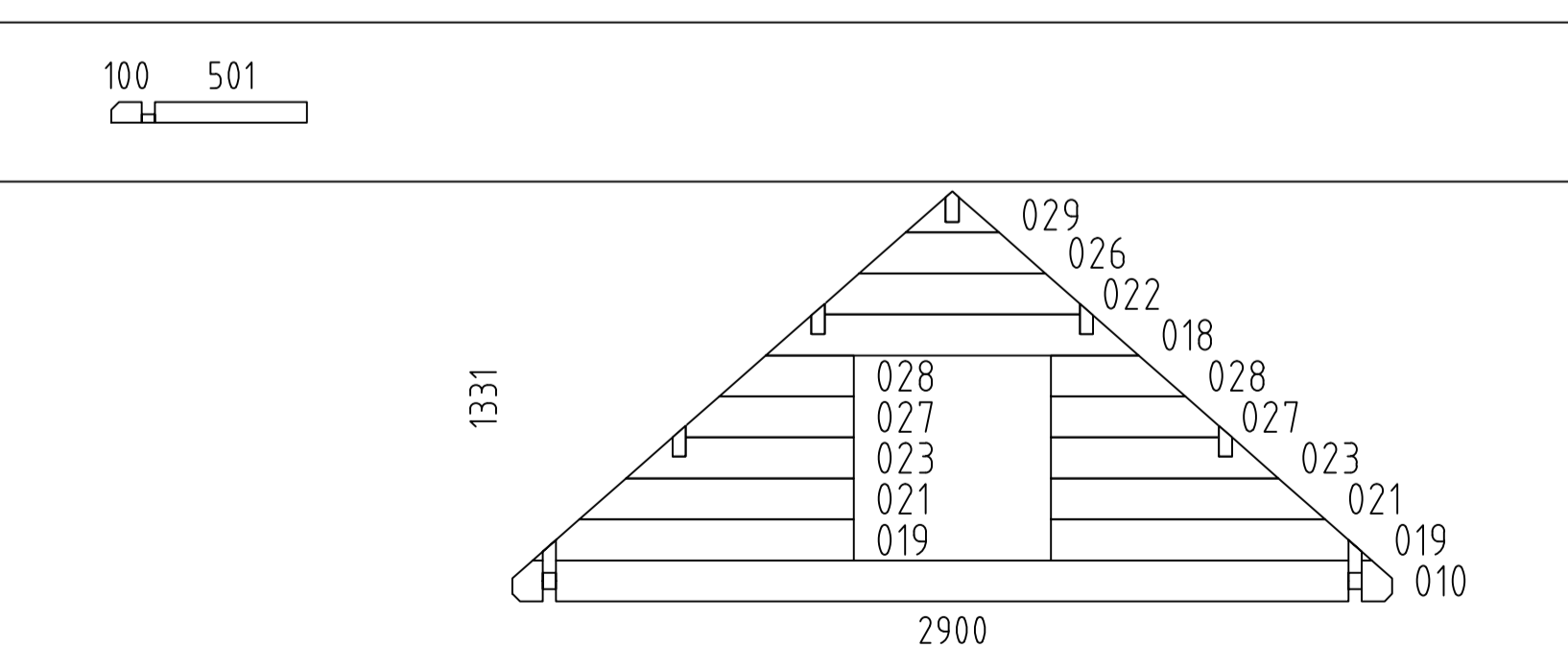

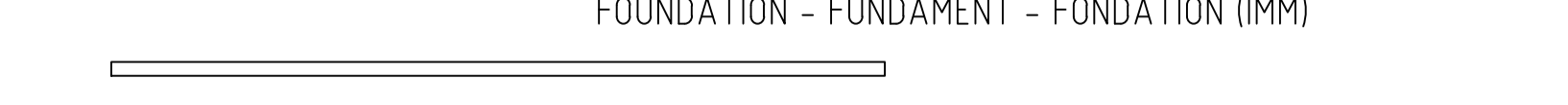

Name-Name-Nom 4467720	Page-Seite-Page 12
View-Aussicht-Vue Wall-Wand-Mur 3	Scale-Maßstab-Echelle 1:30
Material-Material-Matériel 4.4x13.5	Date-Datum-Date 15.03.2024
Drafter-Zeichner-Rédacteur EJ	File

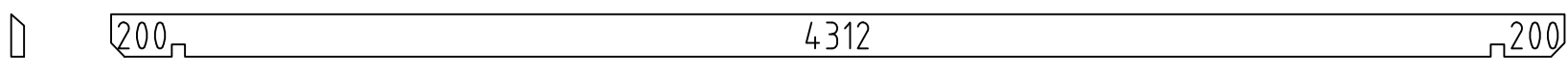
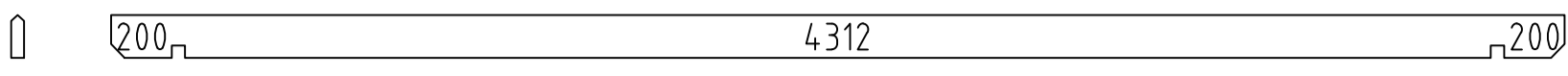




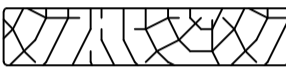
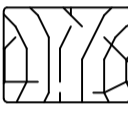
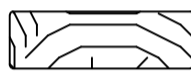


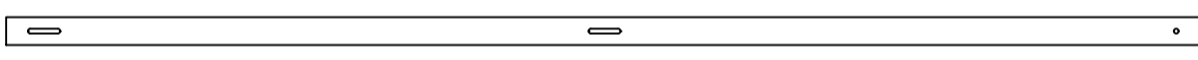
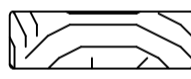











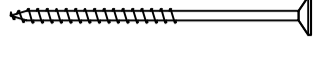
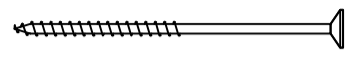
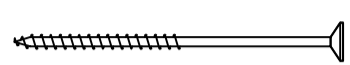






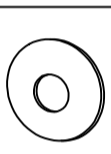
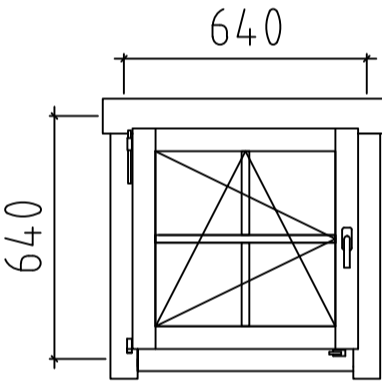
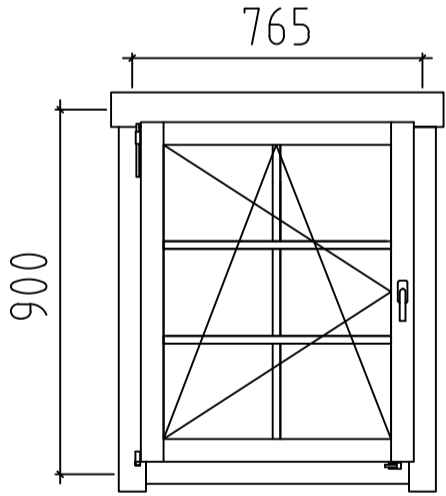
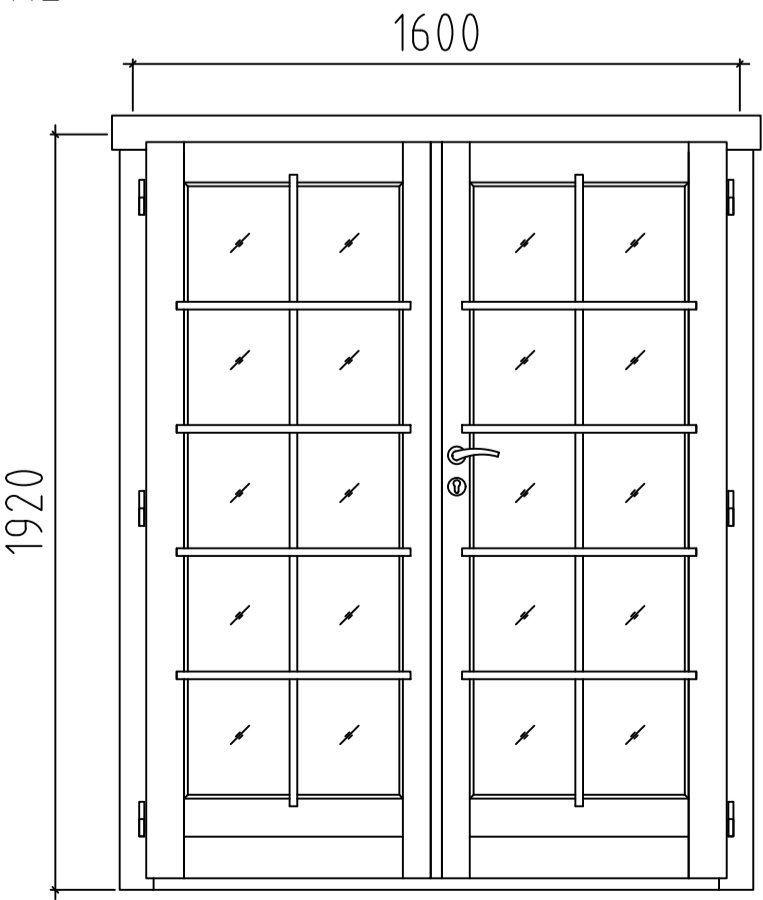
Name-Name-Nom	4467720	Page-Seite-Page	13
View-Aussicht-Vue	Wall-Wand-Mur 4	Scale-Maßstab-Echelle	1:30
Material-Material-Matériel	4.4x13.5	Date-Datum-Date	15.03.2024
Drafter-Zeichner-Rédacteur	EJ	File	



Name-Name-Nom 4467720	Page-Seite-Page 14
View-Aussicht-Vue Wall-Wand-Mur 5	Scale-Maßstab-Echelle 1:30
Material-Material-Matériel 4.4x13.5	Date-Datum-Date 15.03.2024
Drafter-Zeichner-Rédacteur EJ	File

Pos	4467720 Piece list - Stückliste - Liste des pieces	Q.	P (mm)	L (mm)
001		2	44x135	4800
002		2	44x135	4600
003		2	44x135	4600
004		4	44x135	4600
005	100 SPARE BEAM-ERZATZBOHLE-FAISCEAU DE RECHANGE 100	1	44x135	4600
006		1	44x135	4400
007		1	44x135	4200
008		1	44x135	4000
009		20	44x135	3800
011		4	44x135	2900
012		22	44x135	2900
013		1	44x68	2900
014		1	44x135	2613
015		1	44x135	2413
016		1	44x135	2213
017		4	44x135	2013
020		7	44x135	1012
024		28	44x135	645
025		2	44x68	645
W2-1 W3-1		1 1		
FBI1	FOUNDATION - FUNDAMENT - FONDATION (IMM) 	2	70x45	3590
FBI2	FOUNDATION - FUNDAMENT - FONDATION (IMM) 	7	70x45	2550
LBH1	LOFT SUPPORT - DACHBEFESTIGUNG - CORNIÈRE DE RENFORT DE FIXATION DE TOITURE 	1	43x70	2612

Pos	4467720 Piece list - Stückliste - Liste des pieces			Q.	P (mm)	L (mm)
RB1	ROOF BEAM - DACHBALKEN - PANNE DE TOIT 			4	43x140	4800
RB2	ROOF BEAM - DACHBALKEN - PANNE DE TOIT 			1	43x140	4800
F-1	FLOOR BOARDS-FUSSBODENBRETTER-LAME DE PLANCHER		or-oder-ou	30+1 23+1	88x18 114x18	3506
F-2	FLOOR BOARDS-FUSSBODENBRETTER-LAME DE PLANCHER		or-oder-ou	30+1 23+1	88x18 114x18	1794
R-1	ROOF BOARDS - DACHBRETTER - VOLIGES		or-oder-ou	110+2 86+2	88x18 114x18	2200
FF-1	FLOOR FILLET-FUSSBODENLEISTE - CORNIERE DE FINITION DU PLANCHER				18x35	23 m.
GB-1	GABLE MOULDING - GIEBELLEISTE - PLANCHE DE RIVE			4	18x120	2250
EB-1	EAVES BOARD - TRAUFBRETT - BANDEAU DE TOIT			2	18x90	4800
ES-1	ROOF EDGE REINFORCEMENT - DACHRANDVERSTÄRKUNG - CORNIERE DE RENFORT DE BORD DE TOIT			2	30x40	4800
TB-1	GUARD-RAIL FOR TERRACE - TERRASSEN- GELÄNDER - MAIN COURANTE DE TERRASSE			8	18x70	957
TG5-1	GUARD-RAIL FOR TERRACE - TERRASSEN- GELÄNDER - MAIN COURANTE DE TERRASSE			6	45x45	570
SS-1	STORM PROTECTION - STURMLEISTE - LATTE ANTI-TEMPETE			2	18x35	470
SS-2	STORM PROTECTION - STURMLEISTE LATTE ANTI-TEMPETE			2	18x35	2200
SS-3	STORM PROTECTION - STURMLEISTE LATTE ANTI-TEMPETE			2	18x35	2560
GS-1	ROOFING FELT FILLET - DACHPAPPENLEISTE - BAGUETTE DE FIXATION DU FEUTRE BITUMEUX			4	18x70	2250
LD	LADDER - LEITER - ECHELLE			1		
HB	HAMMER BLOCK - SCHLAGHOLZ - CALLE DE FRAPPE			2		
DB	GABLE SEGMENT-DECKBLATT - LOSANGE DE FINITION			2		
HS	SCREW FOR GABLE SEGMENT - SCHRAUBEN FÜR DECKBLATT - VIS POUR FIXATION LOSANGE DE FINITION			4	ø3.5x35	
HS	SCREW FOR GABLE MOULDING - SCHRAUBEN FÜR GIEBELLEISTE - VIS DE FIXATION POUR PLANCHE DE RIVE			32	ø4.5x50	
HS	SCREW FOR EAVES BOARDS - SCHRAUBEN FÜR TRAUFBRETTER - VIS DE FIXATION POUR BANDEAU DE TOIT			22	ø4.5x50	
HS	SCREW FOR ROOF EDGE REINFORCEMENT - SCHRAUBEN FÜR DACHRANDVERSTÄRKUNG - VIS POUR RENFORT DE BORD DE TOIT			22	ø4.5x50	
HS	SCREW FOR TERRACE REAR BOARDS - SCHRAUBEN FÜR TERRASSEN- RAND - VIS DE FIXATION POUR MAIN COURANTE DE TERRASSE			24	ø4.5x50	
HS	SCREW FOR ROOFING FELT FILLET - SCHRAUBEN FÜR DACHPAPPENLEISTE - VIS POUR BAGUETTE FIXATION FEUTRE BITUMEUX			24	ø4.5x50	
HS	SCREW FOR TERRACE GUARD-RAIL (TG5-1) - SCHRAUBEN FÜR TERRASSEN- GELÄNDER (TG5-1) - VIS POUR MAIN COURANTE DE TERRASSE (TG5-1)			12	ø5x80	
Name-Name-Nom		4467720	Date-Datum-Date	15.03.2024	Page-Seite-Page 2/3	

Pos	4467720 Piece list - Stückliste - Liste des pieces	Q.	P (mm)	L (mm)
HS	SCREW FOR LOFT SUPPORT (LBH1) - SCHRAUBEN FÜR DACHBEFESTIGUNG (LBH1) - VIS POUR CORNIÈRE DE RENFORT DE FIXATION DE TOITURE (LBH1)		8	ø4.5x80
HS	SCREW FOR 1. WALL BEAM - SCHRAUBE FÜR 1. BOHLENREIHE - VIS DE FIXATION DES FONDATIONS		4	ø5x100
HS	SCREW FOR FUNDAMENT - SCHRAUBEN ZUR BEFISTIGUNG FUNDAMENT - VIS POUR FONDATION		28	ø5x120
HS	SCREW FOR GABLE - SCHRAUBEN FÜR GIEBEL - VIS POUR FIXATION DES PIGNONS		36	ø5x120
HS	SCREW FOR 1. WALL BEAM - SCHRAUBE FÜR 1. BOHLENREIHE - VIS DE FIXATION DES FONDATIONS		4	ø6x160
HS	SCREW FOR ROOF BEAMS - SCHRAUBEN FÜR DACHBALKEN - VIS POUR PANNE DE TOIT		10	ø6x160
HS	SCREW FOR STORM PROTECTION - SCHRAUBE FÜR STURMLEISTE - VIS POUR LAME ANTI-TEMPETE		18	ø6x50
NF	ZN NAIL FOR ROOF - ZN NÄGEL FÜR DACHBRETTER - POINTE POUR TOIT		470	ø2.5x60
NF	ZN NAIL FOR FLOOR - ZN NÄGEL FÜR FUSSBODENBRETTER - CLOUS POUR PLANCHER		400	ø2.5x60
NF	ZN NAIL FOR FLOOR FILLETS - ZN NÄGEL FÜR FUSSBODENLEISTEN - POINTE POUR PANNEAUX DE PLANCHER		46	ø2x40
SM6	WASHER FOR STORM PROTECTION - DICHTSCHEIBE FÜR STURMLEISTE - RONDELLE POUR LAME ANTI-TEMPETE		18	M6x18
	WINDOW-FENSTER-FENETRE, AST PRE 	L	2	640x640
	WINDOW-FENSTER-FENETRE, AST PRE 	L	1	765x900
	DOOR-TÜR-PORTE, AST PRE 	R	1	1600x1920