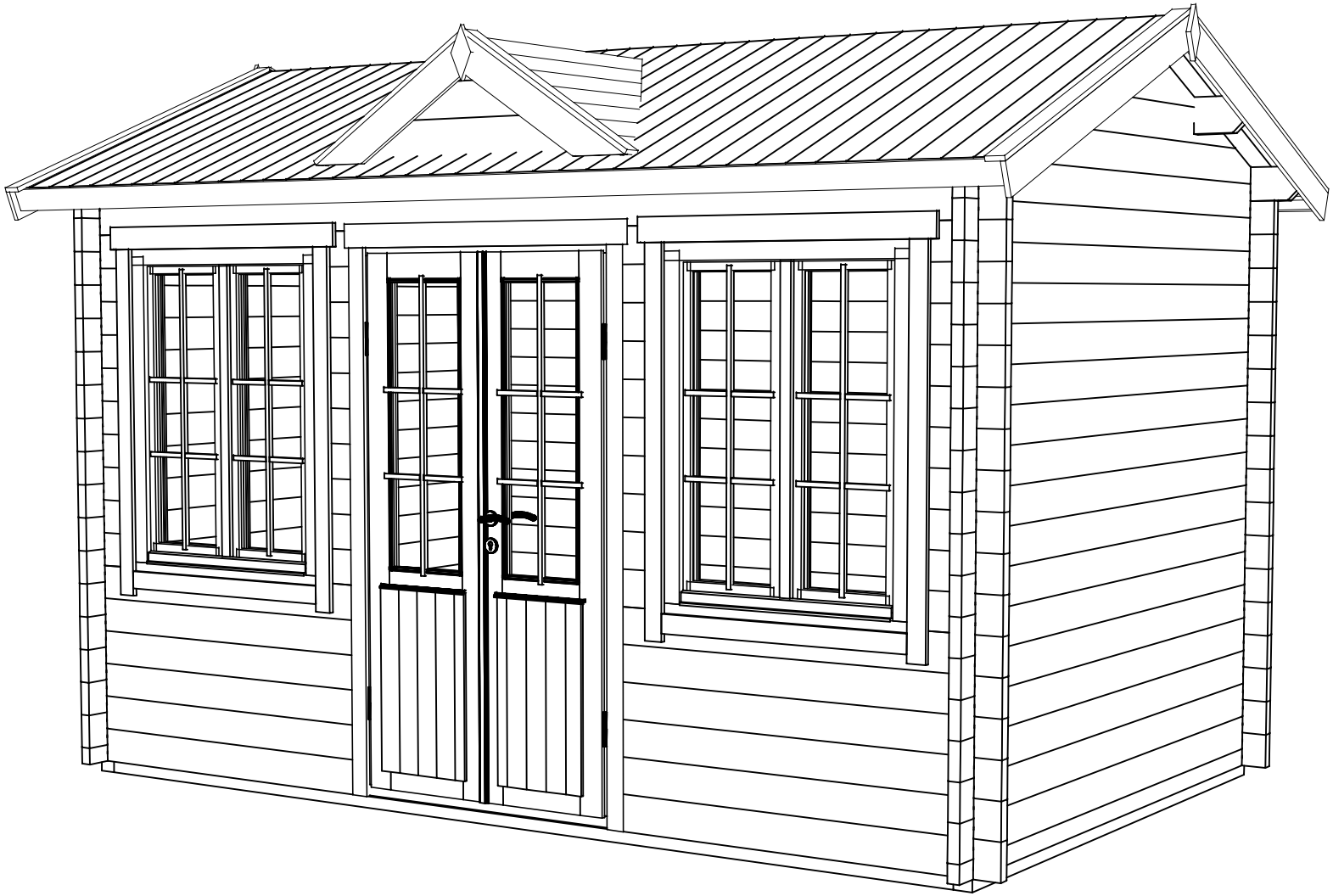

Name	4410020	Seite/Page	1
Zeichnung/Drawing	3 D	Maßstab/Scale	1:50
Profil/Profile	44X135	Datum/Date	07.11.2021
Zeichner/Drafter	SRM	File	4410020.dwg

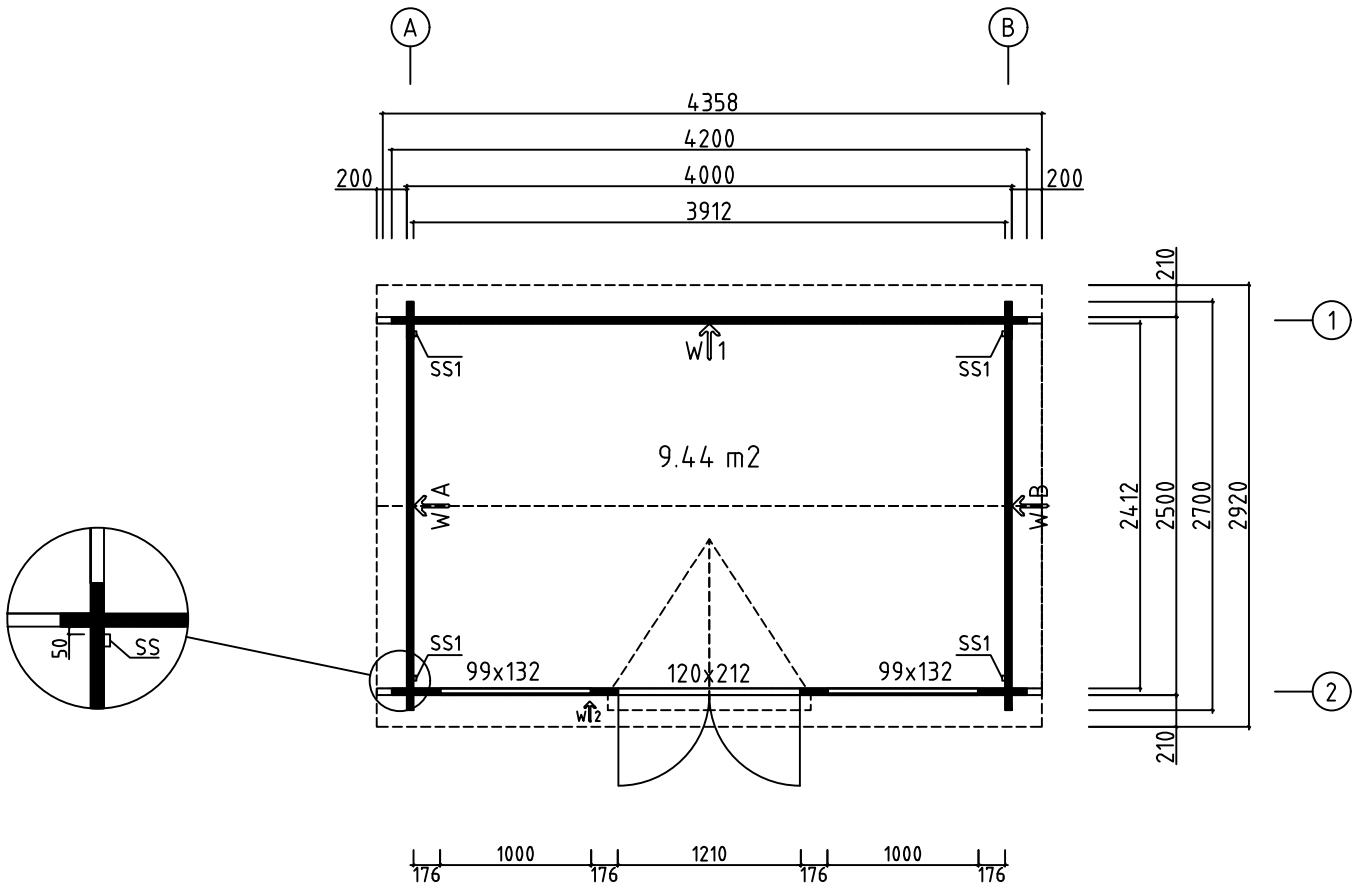

Model	4410020	Seite/Page	2
Zeichnung/Drawing	GRUNDPLAN - GROUNDPLAN	Maßstab/Scale	1:50
Profil/Profile	44x135	Datum/Date	07.11.2021
Zeichner/Drafter	SRM	File	4410020.dwg

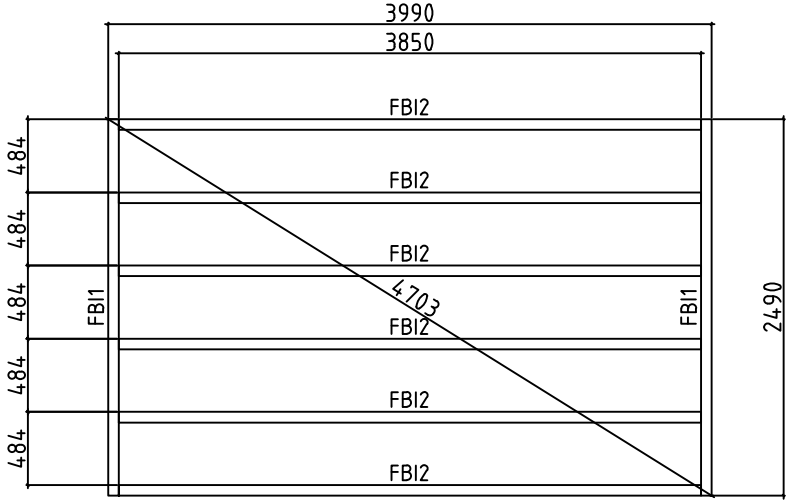

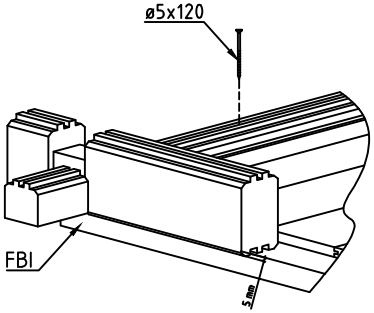

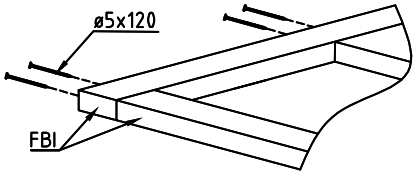

Model	4410020	Seite/Page	3
Zeichnung/Drawing FUNDAMENTHOLZ (IMM) - FOUNDATION BEAM (IMM)		Maßstab/Scale	1:50
Profil/Profile	70x45	Datum/Date	07.11.2021
Zeichner/Drafter	SRM	File	4410020.dwg

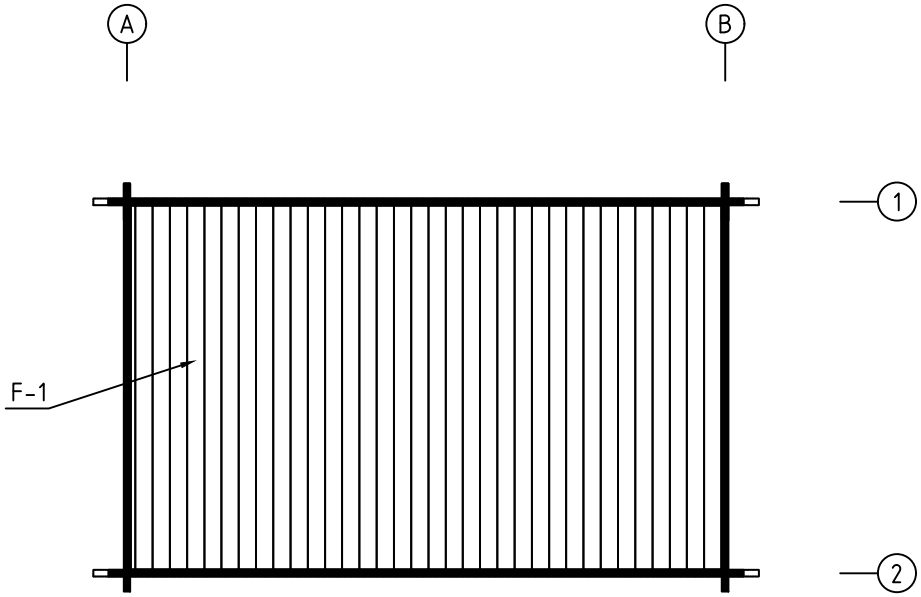

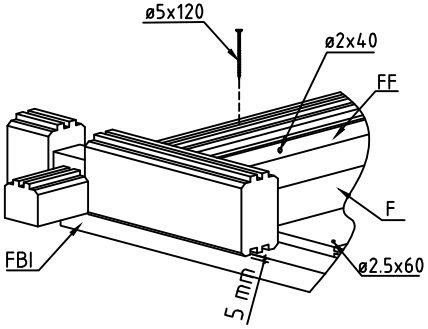

Model	4410020	Seite/Page	4
Zeichnung/Drawing	FUSSBODENBRETTER-FLOOR BOARDS	Maßstab/Scale	1:50
Profil/Profile	114x18 oder-or 88X18	Datum/Date	07.11.2021
Zeichner/Drafter	SRM	File	4410020.dwg

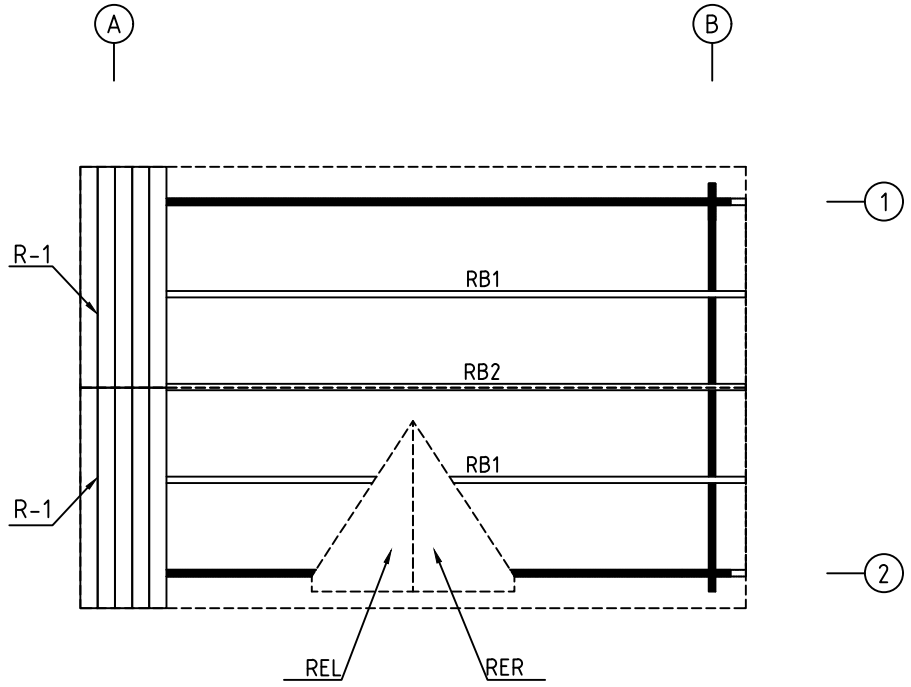

Model	4410020	Seite/Page	5
Zeichnung/Drawing DACHBRETT-ROOFBOARD - ROOF BEAM-DACHPFETTEN		Maßstab/Scale	1:50
Profil/Profile	88X18 oder-or 114X18 / 43X140	Datum/Date	07.11.2021
Zeichner/Drafter	SRM	File	4410020.dwg

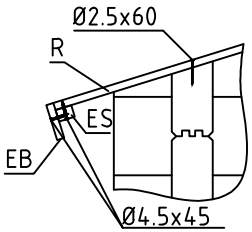

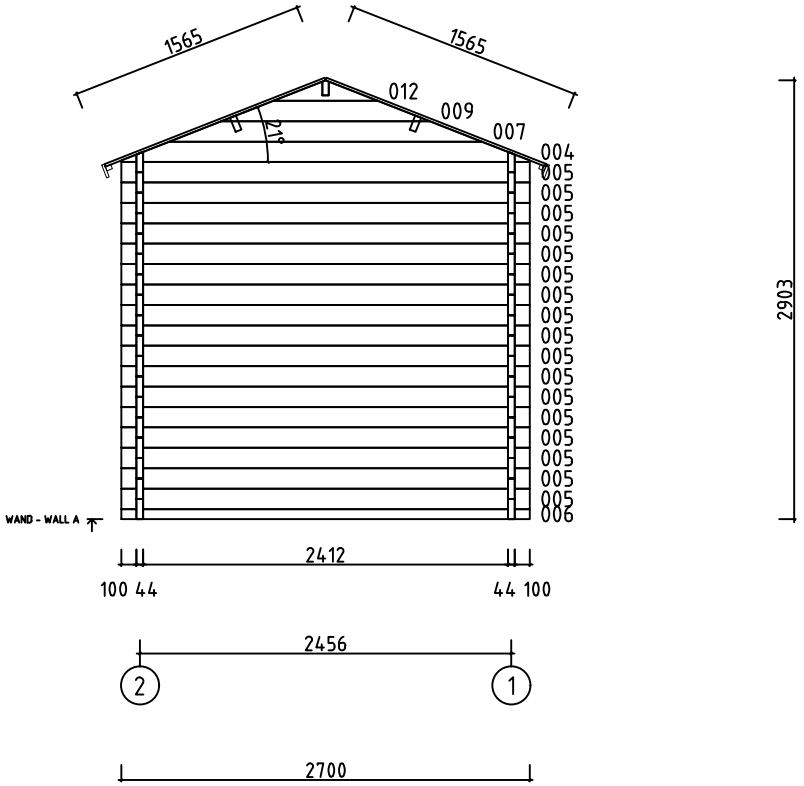

Model	4410020	Seite/Page	6
Zeichnung/Drawing	WAND - WALL A	Maßstab/Scale	1:50
Profil/Profile	44x135	Datum/Date	07.11.2021
Zeichner/Drafter	SRM	File	4410020.dwg

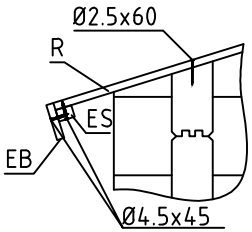

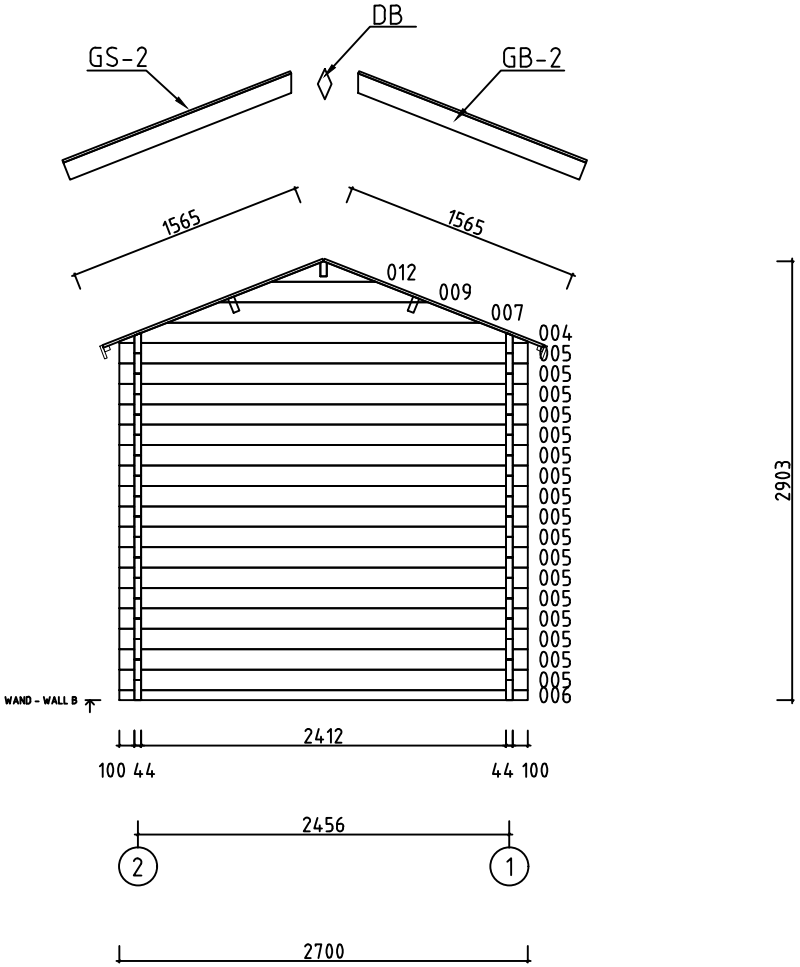

Model	4410020	Seite/Page	7
Zeichnung/Drawing	WAND - WALL B	Maßstab/Scale	1:50
Profil/Profile	44x135	Datum/Date	07.11.2021
Zeichner/Drafter	SRM	File	4410020.dwg

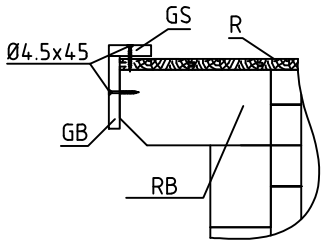

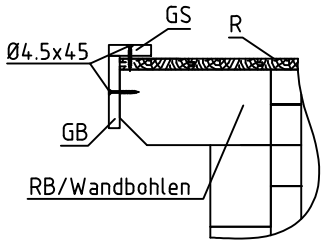

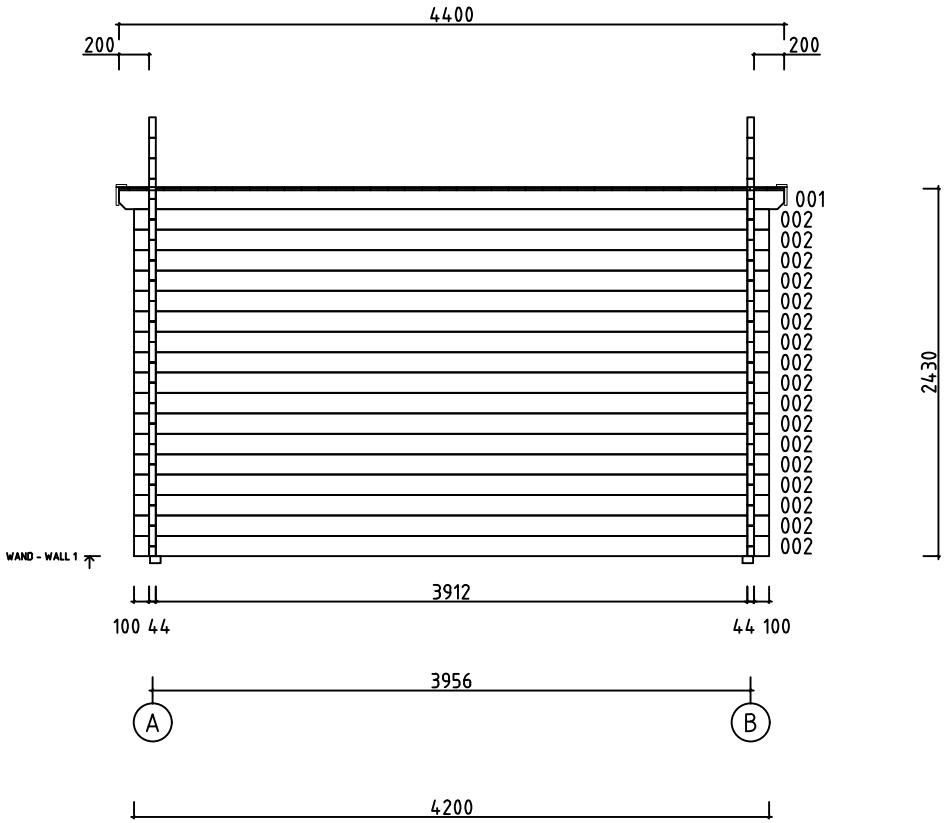

Model	4410020	Seite/Page	8
Zeichnung/Drawing	WAND - WALL 1	Maßstab/Scale	1:50
Profil/Profile	44x135	Datum/Date	07.11.2021
Zeichner/Drafter	SRM	File	4410020.dwg

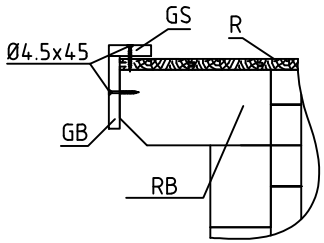

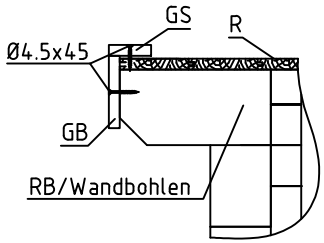

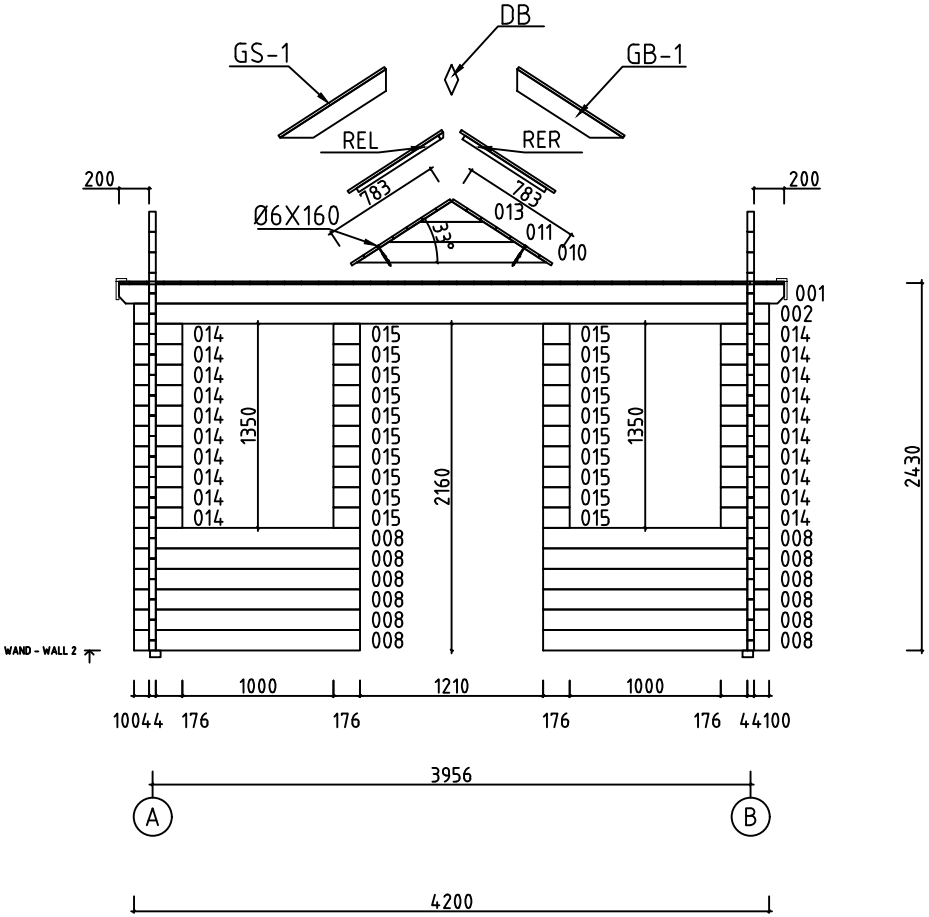

Model	4410020	Seite/Page	9
Zeichnung/Drawing	WAND - WALL 2	Maßstab/Scale	1:50
Profil/Profile	44x135	Datum/Date	07.11.2021
Zeichner/Drafter	SRM	File	4410020.dwg

Pos	Bestimmung-Specification 4410020	Pcs	Profil,Profile (mm)	L (mm)
001	200 3912 200	2	44x135	4400
002	100 3912 100	18	44x135	4200
003	100 ERZATZBOHLE-SPARE BEAM 100	1	44x135	4200
005	100 2412 100	34	44x135	2700
006	100 2412 100	2	44x68	2700
008	100 1351	12	44x135	1495
014	176 100	20	44x135	319
015		20	44x135	176
W2-1	405 013 011 010 1254	1		
WA-1	532 012 009 007 004 2700	1		
WB-1	532 012 009 007 004 2700	1		
FBI2	FUNDAMENTHOLZ (IMM) - FOUNDATION BEAM (IMM)	6	70x45	3850
FBI1	FUNDAMENTHOLZ (IMM) - FOUNDATION BEAM (IMM)	2	70x45	2490
RB1	DACHBALKEN - ROOF BEAM 200 3912 200	2	43x140	4400
RB2	DACHBALKEN - ROOF BEAM 200 3912 200	1	43x140	4400
F-1	FUSSBODENBRETTER-FLOOR BOARDS 88mm or-oder 114mm	45+1 35+1	88x18 114x18	2405
R-1	DACHBRETTER - ROOF BOARDS 88mm or-oder 114mm	100+2 78+2	88x18 114x18	1565
FF-1	FUSSBODENLEISTEN FLOOR STRIPS		18x35	14.0 lfm/rm
GB-1	GIEBELLEISTE - GABLE MOULDING	2	18x120	834
GB-2	GIEBELLEISTE - GABLE MOULDING	4	18x120	1618
EB-1	TRAUFENBRETTER - EAVES BOARD	2	18x90	4400

Name	4410020	Datum/Date	07.11.2021	Seite/Page	1/3

Pos	Bestimmung-Specification 4410020	Pcs	Profil,Profile (mm)	L (mm)
ES-1	TRAUFENLEISTE - EAVES STRIPS	2	30x40	4400
GS-1	GIEBELDECKLEISTE - GABLE COVER STRIPS	2	18x70	834
GS-2	GIEBELDECKLEISTE - GABLE COVER STRIPS	4	18x70	1618
	DACHELEMENTE - ROOF ELEMENTS REL 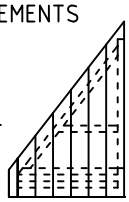 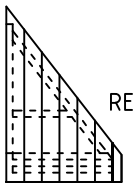 RER	2	48x798	1129
DB	GIEBELSEGMENT - GABLE DIAMOND	3		
HB	SCHLAGHOLZ - HAMMER BLOCK 44 MM	2		
SS-1	STURMLEISTE - STORM PROTECTION	4	18x35	2345
KL	DICHTSCHEIBE FÜR STURMLEISTE - WASHER FOR STORM PROTECTION SS1	12	M16X8	
HS	SCHRAUBEN FÜR STURMLEISTE - SCREWS FOR STORM PROTECTION SS1	12	Ø6X50	
HS	SCHRAUBEN FÜR DECKBLATT - SCREW FOR GABLE SEGMENT	6	Ø3.5X35	
HS	SCHRAUBEN FÜR GIEBELLEISTE - SCREWS FOR GABLE MOULDING GB	18	Ø4.5X45	
HS	SCHRAUBEN FÜR TRAUFENBRETTER - SCREWS FOR EAVES BOARD EB	18	Ø4.5X45	
HS	SCHRAUBEN FÜR TRAUFENLEISTE - SCREWS FOR EAVES STRIPS ES	18	Ø4.5X45	
HS	SCHRAUBEN FÜR GIEBELDECKLEISTEN - SCREWS FOR GABLE COVER STRIPS GS	18	Ø4.5X45	
HS	SCHRAUBEN FÜR DACHELEMENTE - SCREWS FOR ROOF ELEMENTS REL, RER	19	Ø4.5X70	
HS	SCHRAUBEN FÜR 1. BOHLENREIHE - SCREWS FOR 1. WALL BEAM	14	Ø5.0X120	
HS	SCHRAUBEN FÜR FUNDAMENTHOLZ (IMM) - SCREWS FOR FOUNDATION BEAM (IMM) FB	32	Ø5.0X120	
HS	SCHRAUBEN FÜR pos 010, 011, 013 - SCREWS FOR pos 010, 011, 013	6	Ø6X160	
HS	SCHRAUBEN FÜR DACHBALKEN - SCREWS FOR ROOF BEAM RB	6	Ø6X160	
NF	NÄGEL FÜR DACHBRETTER - NAILS FOR ROOF BOARDS R	468	Ø2.5X60	
NF	NÄGEL FÜR FUSSBODENBRETTER - NAILS FOR FLOOR BOARDS F	340	Ø2.5X60	

Pos	Bestimmung-Specification 4410020	Pcs	Profil,Profile (mm)	L (mm)
NF	NÄGEL FÜR FUSSBODENLEISTE - NAILS FOR FLOOR STRIPS FF1	25	Ø2X40	
	FENSTER - WINDOW, AST ISO 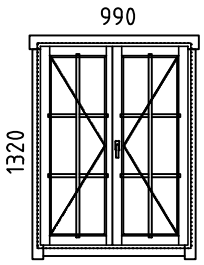 DIN RECHTS/RIGHT HANDED	2	990x1320	
AMV	FENSTERGRIFF - WINDOW HANDLE FITTINGS 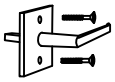	2		
	TÜR - DOOR, AST PRE 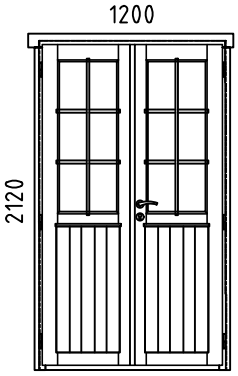 DIN RECHTS/RIGHT HANDED	1	1200x2120	
UMV	TÜRGRIFF UND TÜRCYLINDER SET (AST PRE) - SET OF DOOR HANDLE AND CORE (AST PRE) 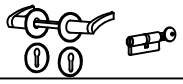	1		
UH	BOLZENSCHARNIER FÜR TÜR - MALE BOLT HINGE FOR DOOR	6		
✂	BITTE SELBER ANPASSEN (FALLS NÖTIG)! - CUT INTO LENGTH ON SITE (IF NEEDED)!			

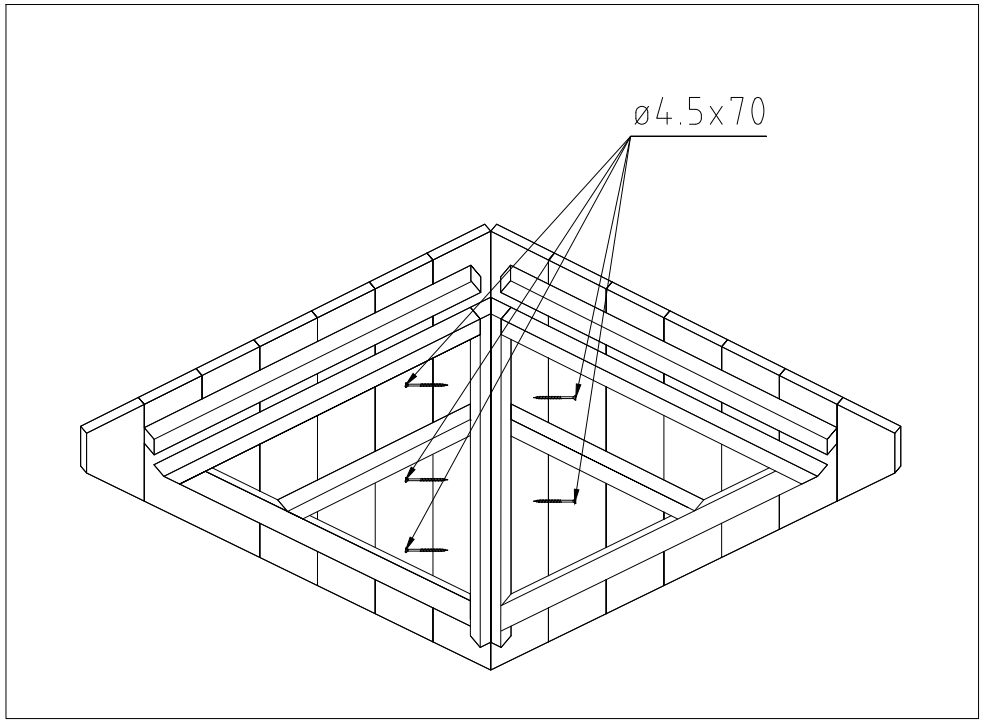
ø4.5x70

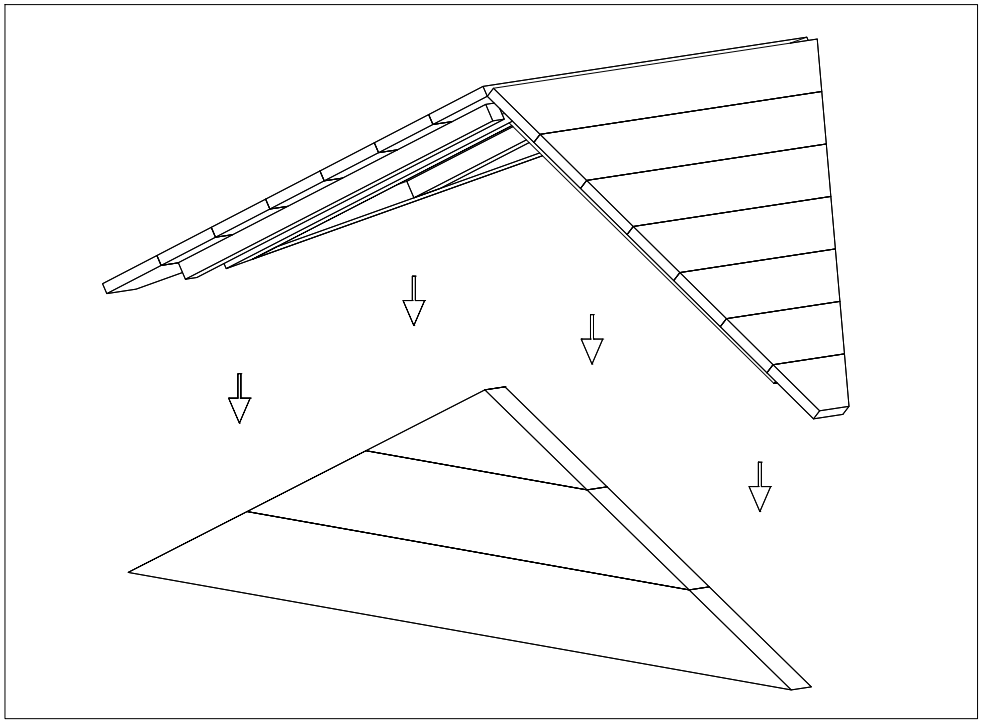

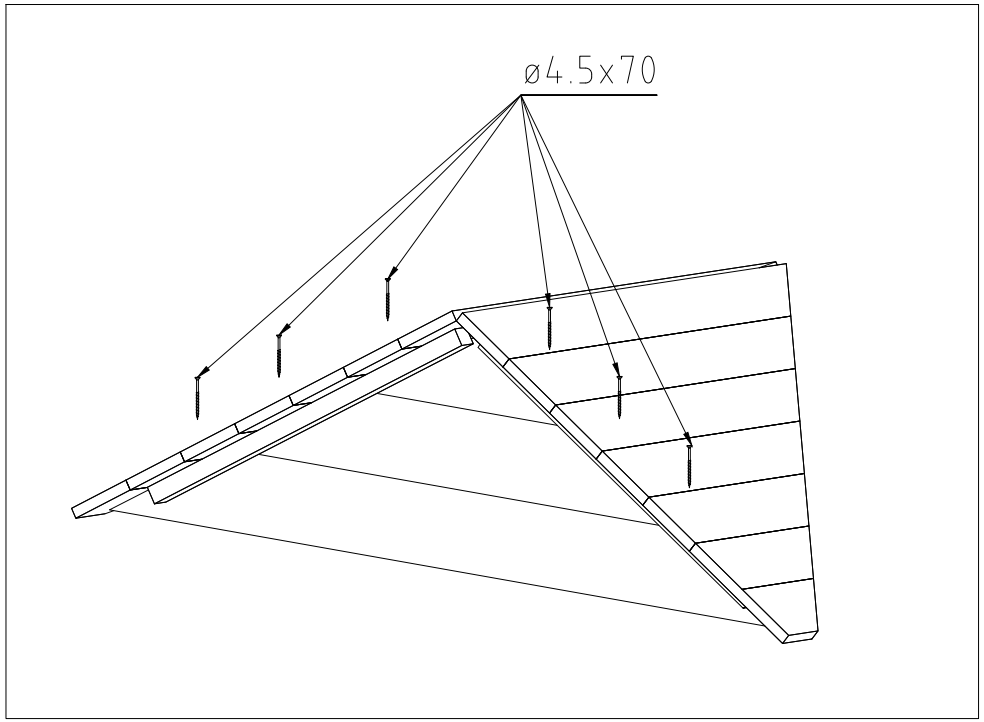
ø4.5x70

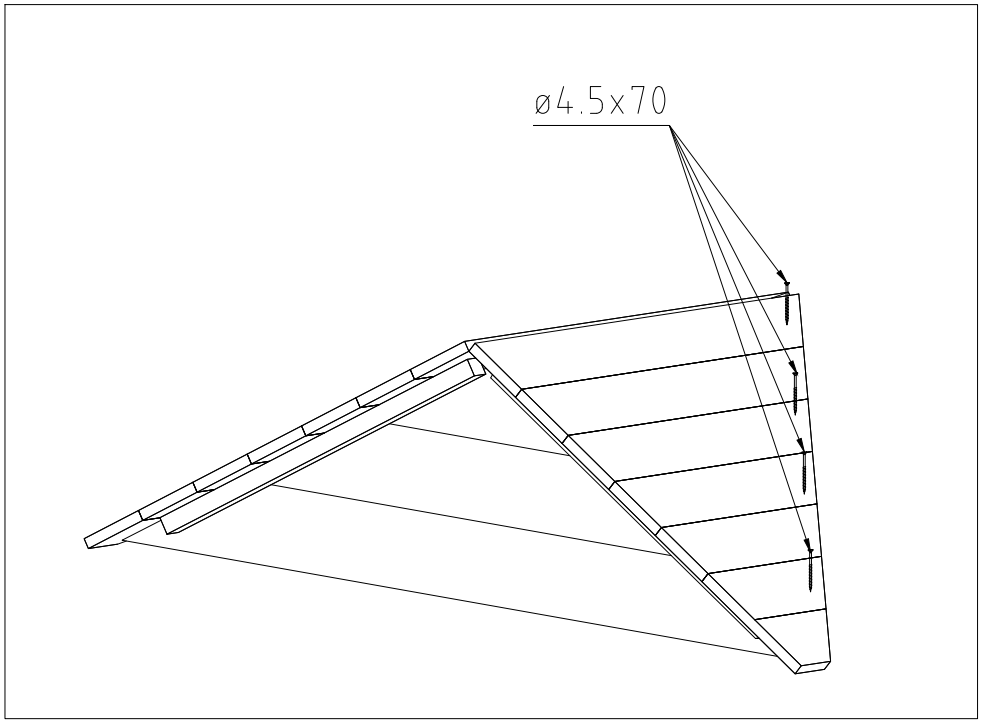
ø4.5x70