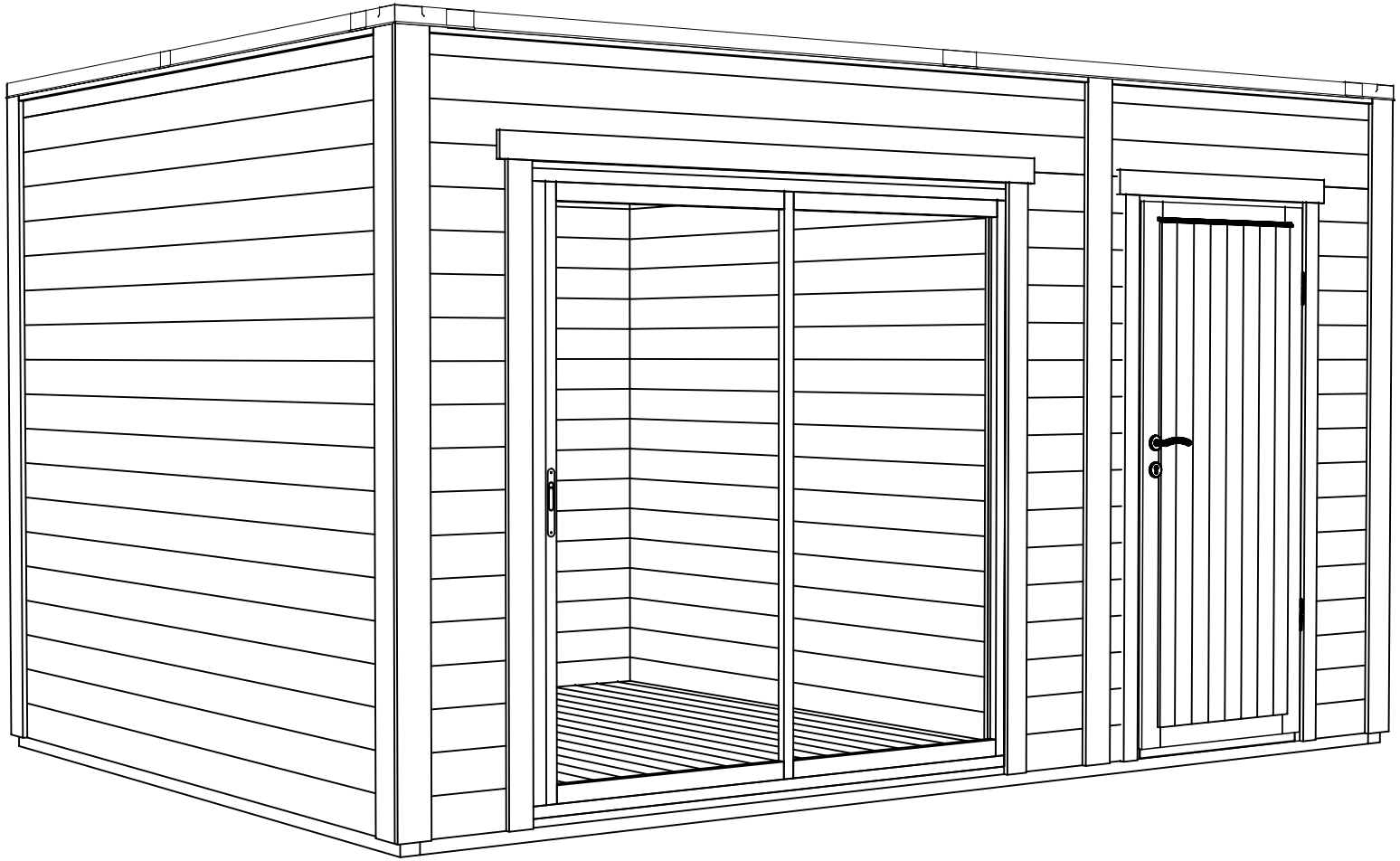

Model	7027530	Seite/Page	1
Zeichnung/Drawing	3 D	Maßstab/Scale	
Profil/Profile	70X135	Datum/Date	14.06.2023
Zeichner/Drafter	SRM	File	7027530.dwg

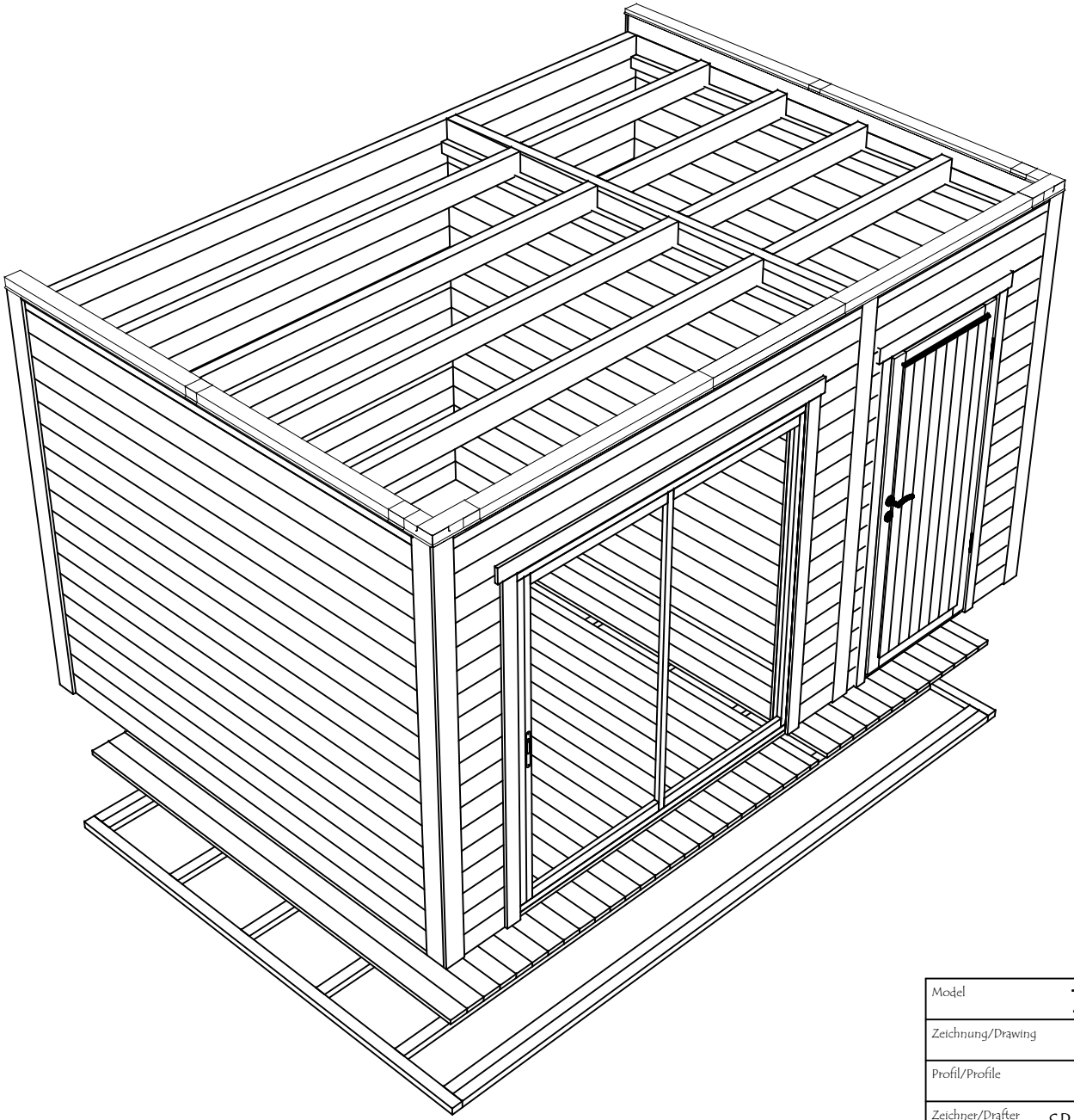

Model	7027530	Seite/Page	2
Zeichnung/Drawing	3 D	Maßstab/Scale	
Profil/Profile	70X135	Datum/Date	14.06.2023
Zeichner/Drafter	SRM	File	7027530.dwg

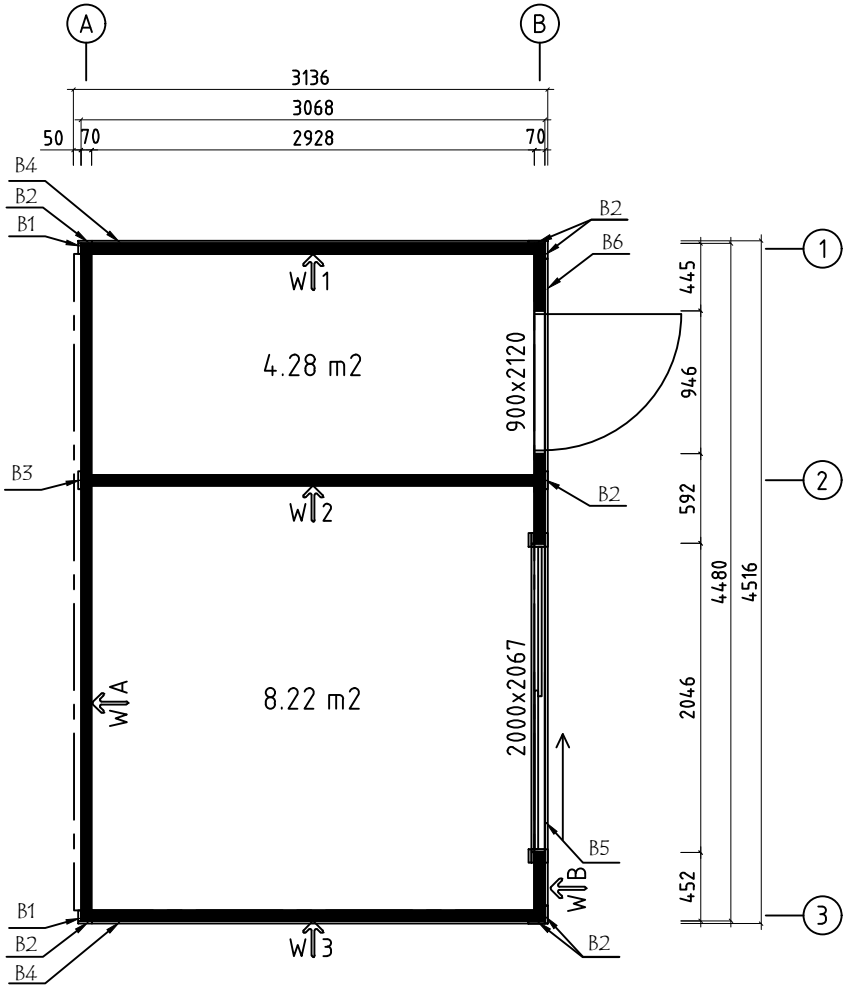

Model	7027530	Seite/Page	3
Zeichnung/Drawing	GRUNDPLAN - GROUNDPLAN	Maßstab/Scale	1:50
Profil/Profile	70x135	Datum/Date	14.06.2023
Zeichner/Drafter	SRM	File	7027530.dwg

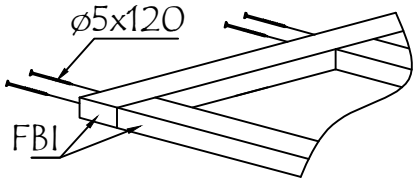

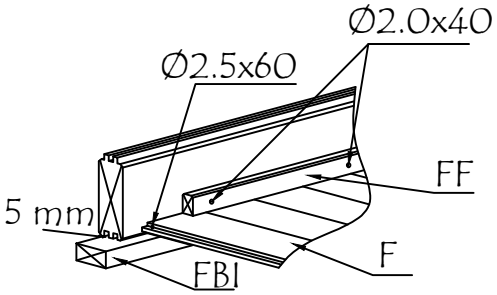

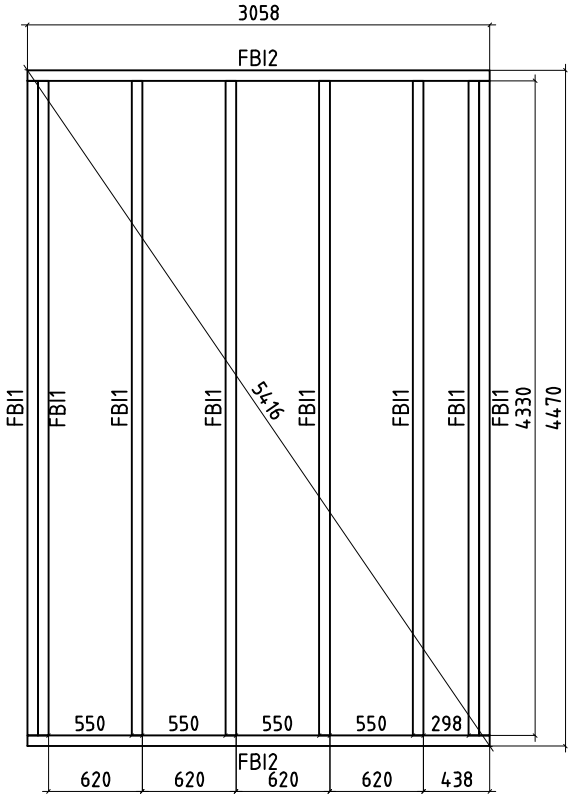

Model	7027530	Seite/Page	4
Zeichnung/Drawing FUNDAMENTHOLZ (1MM) - FOUNDATION BEAM (1MM)		Maßstab/Scale	1:50
Profil/Profile	70x45	Datum/Date	14.06.2023
Zeichner/Drafter	SRM	File	7027530.dwg

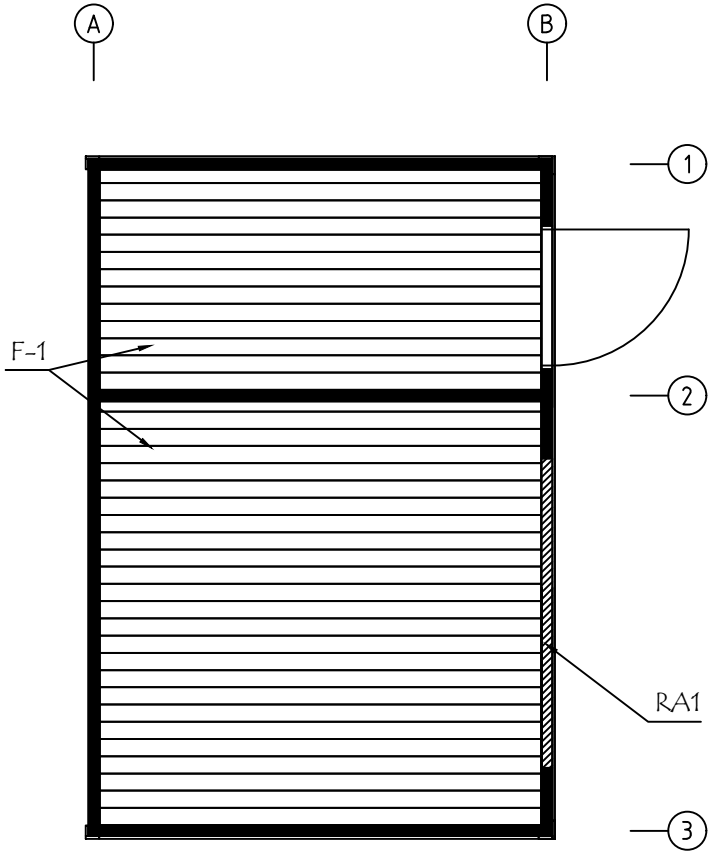

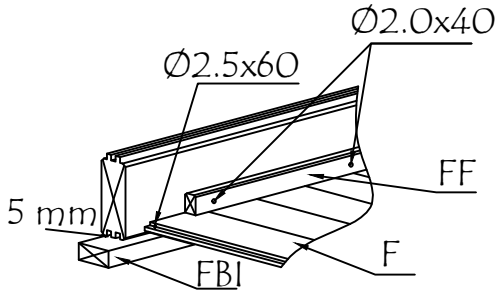

ALU op.1

Fussbodenbretter verlegen vor Montage von ALU- Türen
Lay floor boards before installing doors

Model	7027530	Seite/Page	5
Zeichnung/Drawing	FUSSBODENBRETTER-FLOOR BOARDS	Maßstab/Scale	1:50
Profil/Profile	114x28	Datum/Date	14.06.2023
Zeichner/Drafter	SRM	File	7027530.dwg

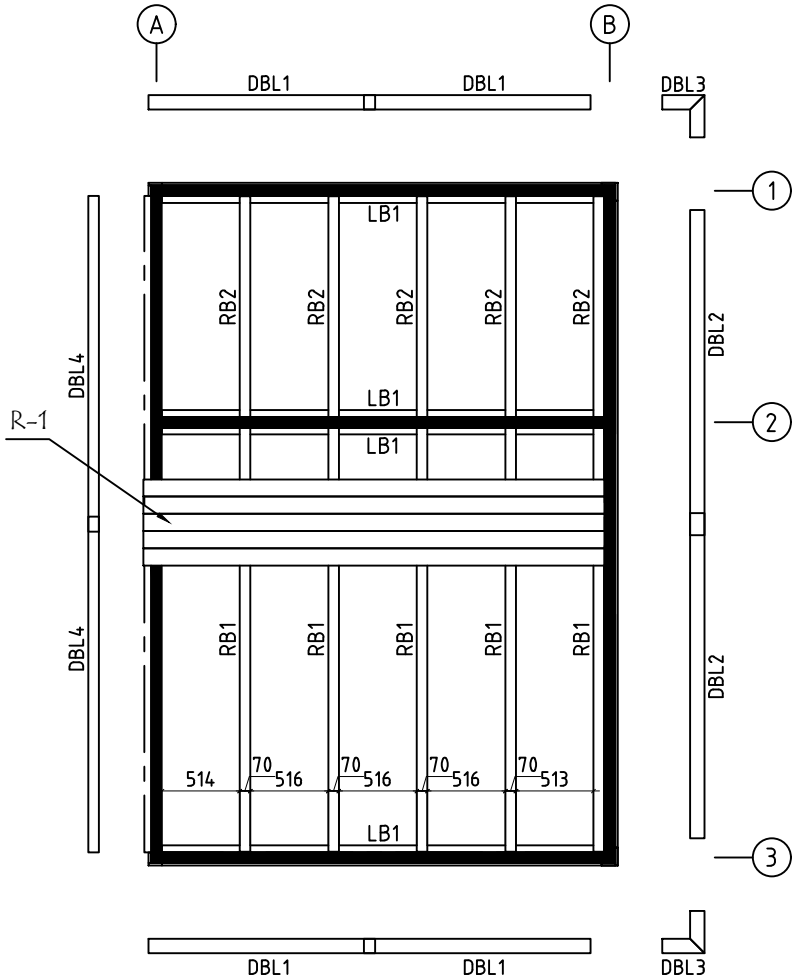

Model	7027530	Seite/Page	6
Zeichnung/Drawing	DACH-PLAN - ROOF PLAN	Maßstab/Scale	1:50
Profil/Profile	70x140 / 45x70	Datum/Date	14.06.2023
Zeichner/Drafter	SRM	File	7027530.dwg

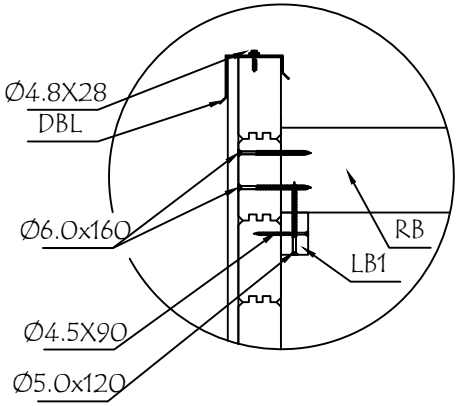

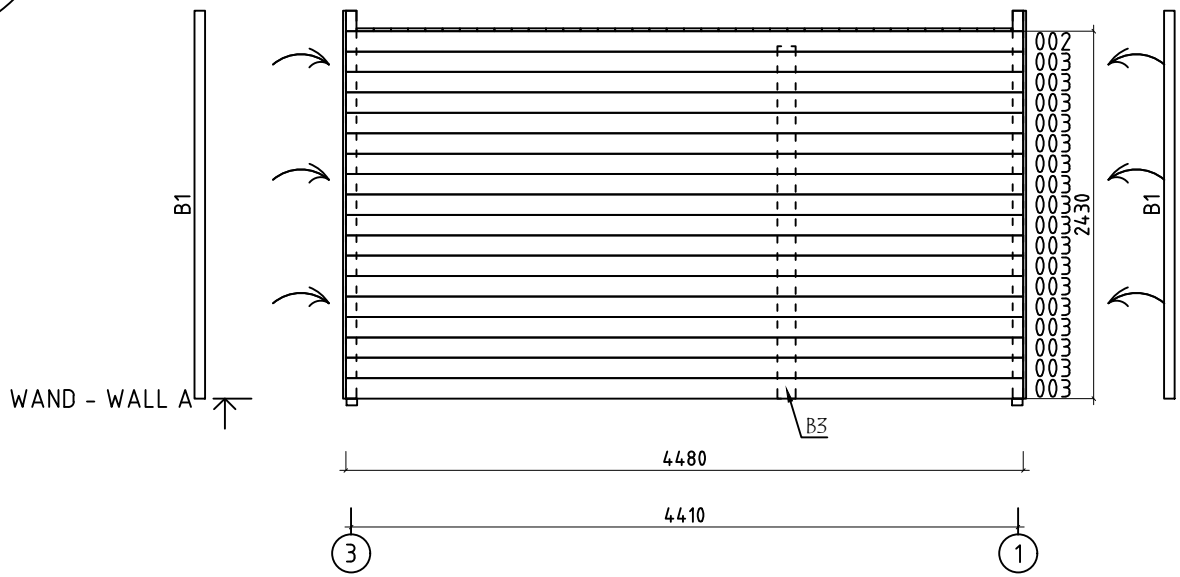

Model	7027530	Seite/Page	7
Zeichnung/Drawing	WAND - WALL A	Maßstab/Scale	1:50
Profil/Profile	70x135	Datum/Date	14.06.2023
Zeichner/Drafter	SRM	File	7027530.dwg

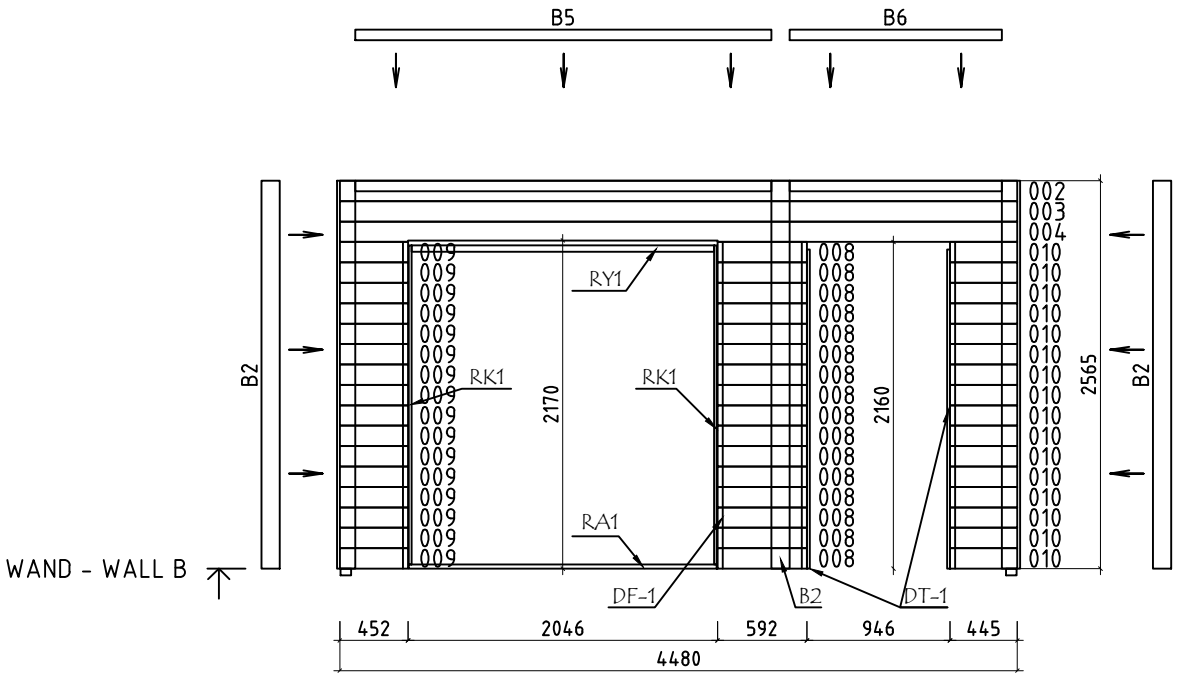

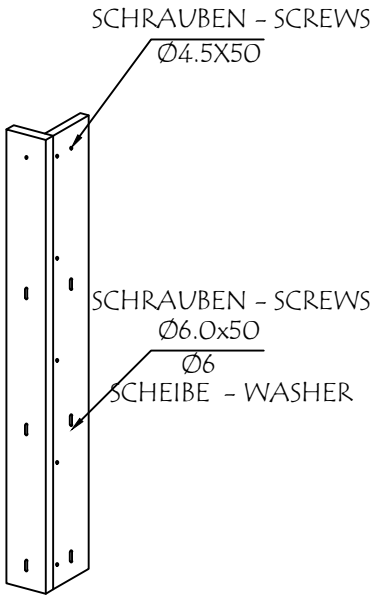

Model	7027530	Seite/Page	8
Zeichnung/Drawing	WAND - WALL B	Maßstab/Scale	1:50
Profil/Profile	70x135	Datum/Date	14.06.2023
Zeichner/Drafter	SRM	File	7027530.dwg

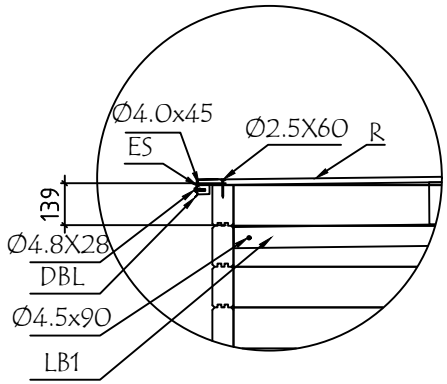

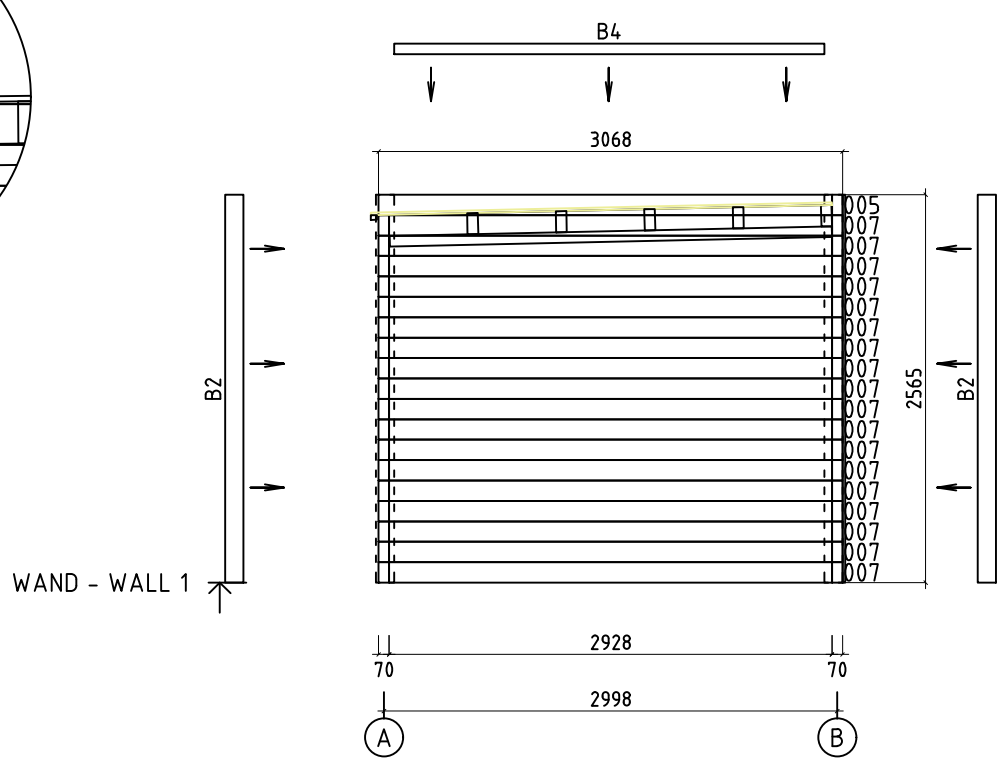

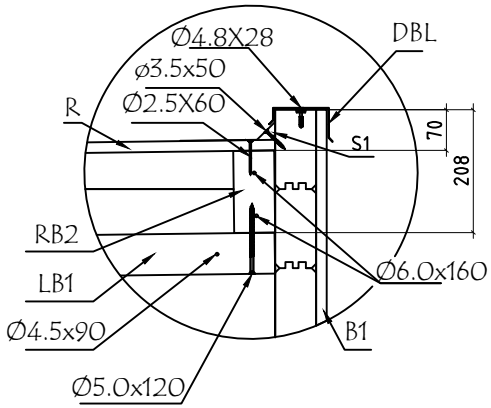

Model	7027530	Seite/Page	9
Zeichnung/Drawing	WAND - WALL 1	Maßstab/Scale	1:50
Profil/Profile	70x135	Datum/Date	14.06.2023
Zeichner/Drafter	SRM	File	7027530.dwg

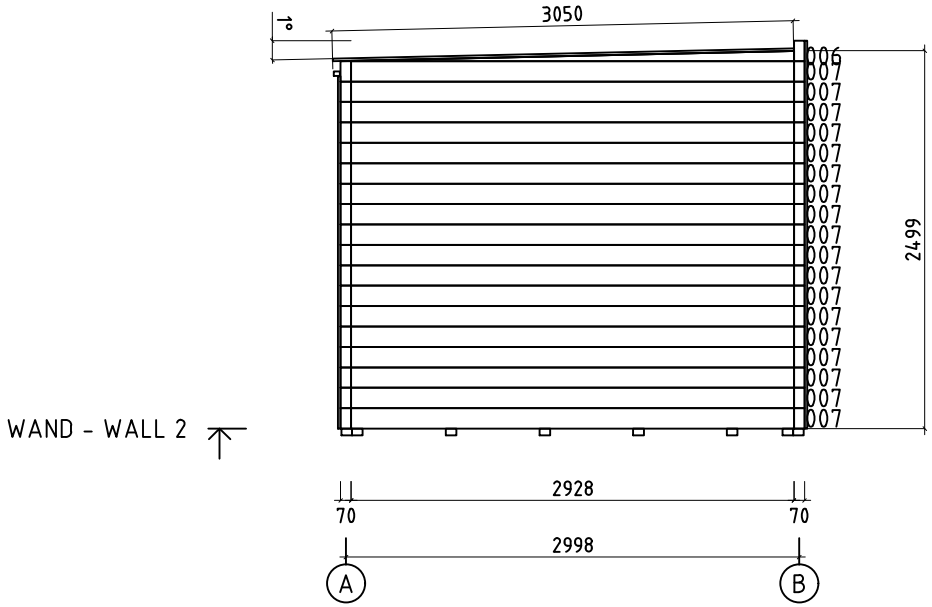

Model	7027530	Seite/Page	10
Zeichnung/Drawing	WAND - WALL 2	Maßstab/Scale	1:50
Profil/Profile	70x135	Datum/Date	14.06.2023
Zeichner/Drafter	SRM	File	7027530.dwg

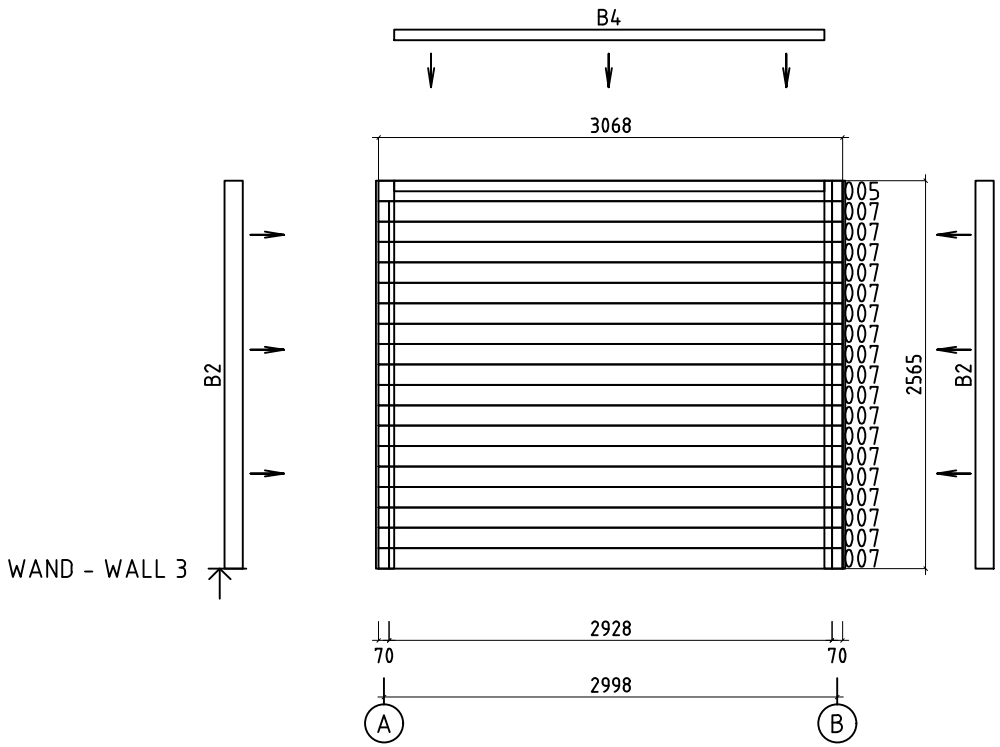

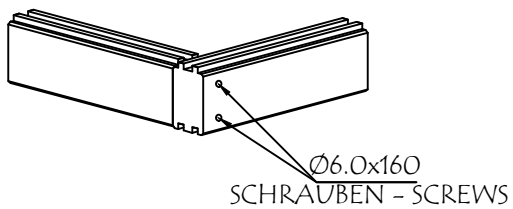

Model	7027530	Seite/Page	11
Zeichnung/Drawing	WAND - WALL 3	Maßstab/Scale	1:50
Profil/Profile	70x135	Datum/Date	14.06.2023
Zeichner/Drafter	SRM	File	7027530.dwg

Pos	Bestimmung-Specification 7027530	Stck Pcs.	Profil Profile (mm)	Länge Length (mm)
001	ERZATZBOHLE-SPARE BEAM	1	70x135	4480
002	OHNE FEDER - WITHOUT TONGUE	2	70x135	4480
003		18	70x135	4480
004		1	70x135	4480
005	OHNE FEDER - WITHOUT TONGUE	2	70x135	2998
006		1	70x67	2928
007		54	70x135	2928
008		16	70x135	592
009		16	70x135	452
010		16	70x135	445
SH	SCHLAGHOLZ - HAMMER BLOCK 70 MM	2	70X135	300
FBI1	FUNDAMENTHOLZ (IMM) - FOUNDATION BEAM (IMM)	8	70x45	4330
FBI2	FUNDAMENTHOLZ (IMM) - FOUNDATION BEAM (IMM)	2	70x45	3058
RB1	DACHBALKEN - ROOF BEAM	5	70x140	2805
RB2	DACHBALKEN - ROOF BEAM	5	70x140	1460
LB1	BALKON-PLATTFORM-STÜTZEN - BALCONY PLATFORM SUPPORTING BEAMS	4	45x70	2925
B1	BRETT - BOARD	2	70x18	2565
B2	BRETT - BOARD	7	120x18	2565
B3	BRETT - BOARD	1	120x18	2330
B4	BRETT - BOARD	2	70x18	2846
B5	BRETT - BOARD	1	70x18	2752
B6	BRETT - BOARD	1	70x18	1404
S-1	LEISTE - SLAT	2	30x30	2170

Pos	Bestimmung-Specification 7027530	Stck Pcs.	Profil Profile (mm)	Länge Length (mm)
R-1	DACHBRETTER - ROOF BOARDS 88mm or-oder 114mm	50+1 39+1	88x18 114x18	3050
F-1	FUSSBODENBRETTER-FLOOR BOARDS	38+1	114x28	2920
FF-1	FUSSBODENLEISTEN FLOOR STRIPS		18x35	23.0 lfm/rm
ES-1	TRAUFENLEISTE - EAVES STRIPS	2	30x40	2170
DT-1	FIXIRUNGSLEISTE FÜR TÜR - FIXING FILLET FOR DOOR	2	43x70	2110
HS	SCHRAUBEN FÜR BRETT - SCREW FOR BOARD B	22	Ø3.5X35	
HS	SCHRAUBEN FÜR TÜRRAHMEN - SCREWS FOR DOOR JAMB PSV,PSH	15	Ø3.5X35	
HS	SCHRAUBEN FÜR LEISTE S - SCREWS FOR STRIPS S	10	Ø3.5X50	
HS	SCHRAUBEN FÜR TÜRRAHMEN - SCREWS FOR DOOR JAMB PSV,PVV,PSH,PVH	30	Ø3.5X50	
HS	SCHRAUBEN FÜR TÜRRAHMEN - SCREWS FOR DOOR JAMB PVV,PVH	10	Ø3.5X50	
HS	SCHRAUBEN FÜR TRAUFENLEISTE - SCREWS FOR EAVES STRIPS ES	8	Ø4.0X45	
HS	SCHRAUBEN FÜR BRETT - SCREW FOR BOARD B	30	Ø4.5X50	
HS	SCHRAUBEN FÜR BEFESTIGUNGSLEISTE - SCREWS FOR FIXING SLAT LB	24	Ø4.5X90	
HS	BLECHSCHRAUBEN (Dunkelgrau) FÜR DBL - SHEET METAL SCREWS (Dark Gray) FOR DBL	60	Ø4.8X28	
HS	SCHRAUBEN FÜR FUNDAMENTHOLZ - SCREWS FOR FOUNDATION BEAM FBI	32	Ø5.0X120	
HS	SCHRAUBEN FÜR - SCREWS FOR POS. 006	2	Ø5.0X120	
HS	SCHRAUBEN FÜR DACHBALKEN - SCREWS FOR ROOF BEAM RB	20	Ø5.0X120	
HS	SCHRAUBEN FÜR - SCREWS FOR POS. 002, 003, 004, 005, 008, 009, 010, RB	250	Ø6X160	
HS	SCHRAUBEN FÜR BRETT - SCREW FOR BOARD B	30	Ø6X50	
HS	SCHRAUBEN FÜR ALU TÜR - SCREWS FOR ALU DOOR	10	Ø3.5X35	
NF	NÄGEL FÜR DACHBRETTER - NAILS FOR ROOF BOARDS R	468	Ø2.5X60	
NF	NÄGEL FÜR FUSSBODENBRETTER - NAILS FOR FLOOR BOARDS F	354	Ø2.5X60	
NF	NÄGEL FÜR FUSSBODENLEISTE - NAILS FOR FLOOR STRIPS FF	45	Ø2X40	

Pos	Bestimmung-Specification 7027530	Stck Pcs.	Profil Profile (mm)	Länge Length (mm)
KL	DICHTSCHEIBE FÜR BRETTER - WASHER FOR BOARD B	30	M6X18	
DBL1	BLECH FÜR DACHABSCHLUSS - SHEET METAL FOR ROOF COMPLETION	4		1500
DBL2	BLECH FÜR DACHABSCHLUSS - SHEET METAL FOR ROOF COMPLETION	2		2150
DBL3	BLECH FÜR DACHABSCHLUSS - SHEET METAL FOR ROOF COMPLETION	2		280+280
DBL4	BLECH FÜR DACHABSCHLUSS - SHEET METAL FOR ROOF COMPLETION	2		2220
AST_PRE	TÜR - DOOR DIN RECHTS/RIGHT HANDED 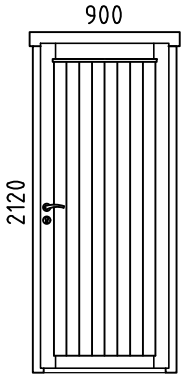 	1	900x2120	

Model	7027530	Datum/Date	14.06.2023	Seite/Page	3/4

Pos	Bestimmung-Specification 7027530	Stck Pcs.	Profil Profile (mm)	Länge Length (mm)
ALU	TÜR - DOOR DIN RECHTS/RIGHT HANDED	1	2000x2067	

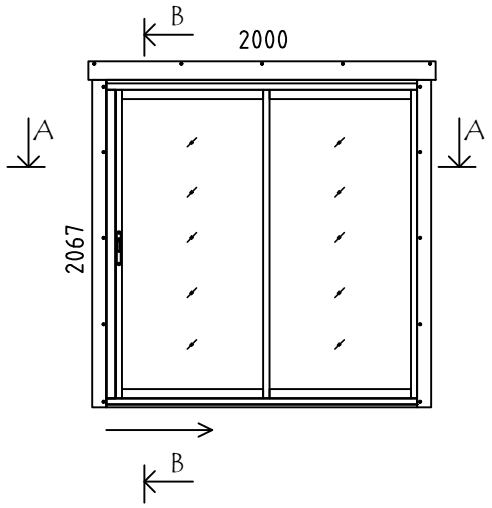

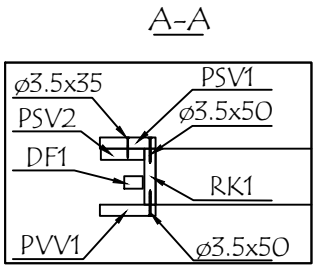

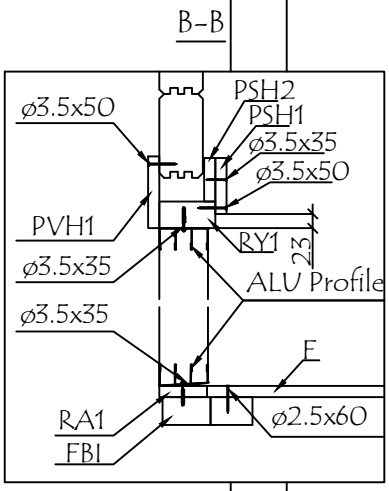

RA1	EXTRA FUNDAMENTHOLZ (IMM) - EXTRA FLOOR JOIST (IMM)	1	28x70	2036
RK1	RAHMEN VERTIKAL - JAMBS	2	18x90	2110
PSH1	INNEN HORIZONTALE TÜRBOARDS - HORIZONTAL ARCHITRAVE (INSIDE)	1	90x18	2240
PSH2	INNEN HORIZONTALE TÜRBOARDS - HORIZONTAL ARCHITRAVE (INSIDE)	1	70x18	2240
PSV1	INNEN VERTIKAL TÜRBOARDS - VERTICAL ARCHITRAVE (INSIDE)	2	90x18	2090
PSV2	INNEN VERTIKAL TÜRBOARDS - VERTICAL ARCHITRAVE (INSIDE)	2	70x18	2110
PVH1	AUSSEN HORIZONTALE TÜRBOARDS - HORIZONTAL ARCHITRAVE (OUTSIDE)	1	90x18	2240
PVV1	AUSSEN VERTIKAL TÜRBOARDS - VERTICAL ARCHITRAVE (OUTSIDE)	2	90x18	2118
RY1	RAHMEN OBEN- HEAD	1	43x90	2000
DF-1	FIXIRUNGSLEISTE FÜR TÜR - FIXING FILLET FOR DOOR	2	18x25	2110
✂	BITTE SELBER ANPASSEN (FALLS NÖTIG)! - CUT INTO LENGTH ON SITE (IF NEEDED)!			