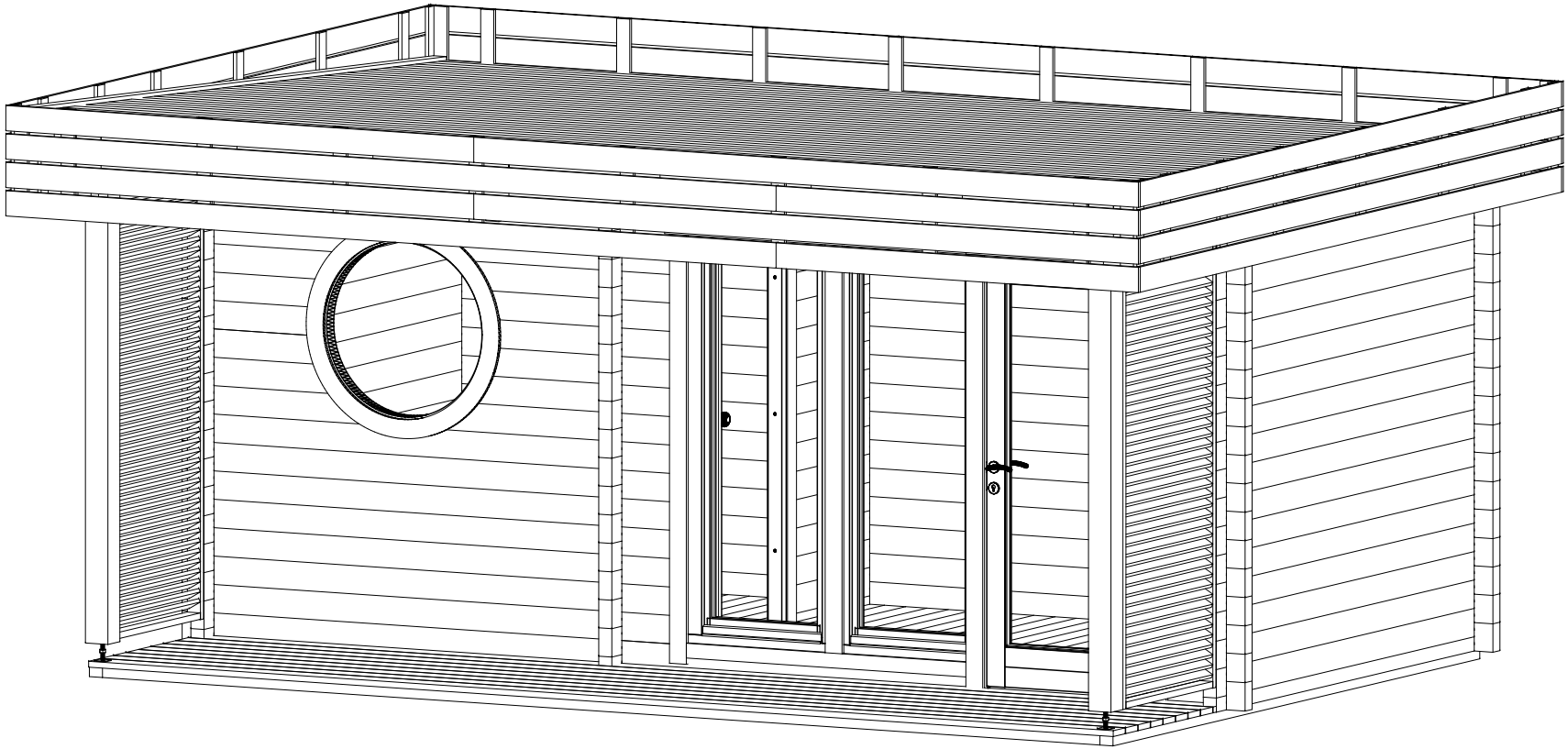

Model	7016808	Seite/Page	1
Zeichnung/Drawing	3 D	Maßstab/Scale	
Profil/Profile	70X135	Datum/Date	12.05.2021
Zeichner/Drafter	SRM	File	7016808 3D.dwg

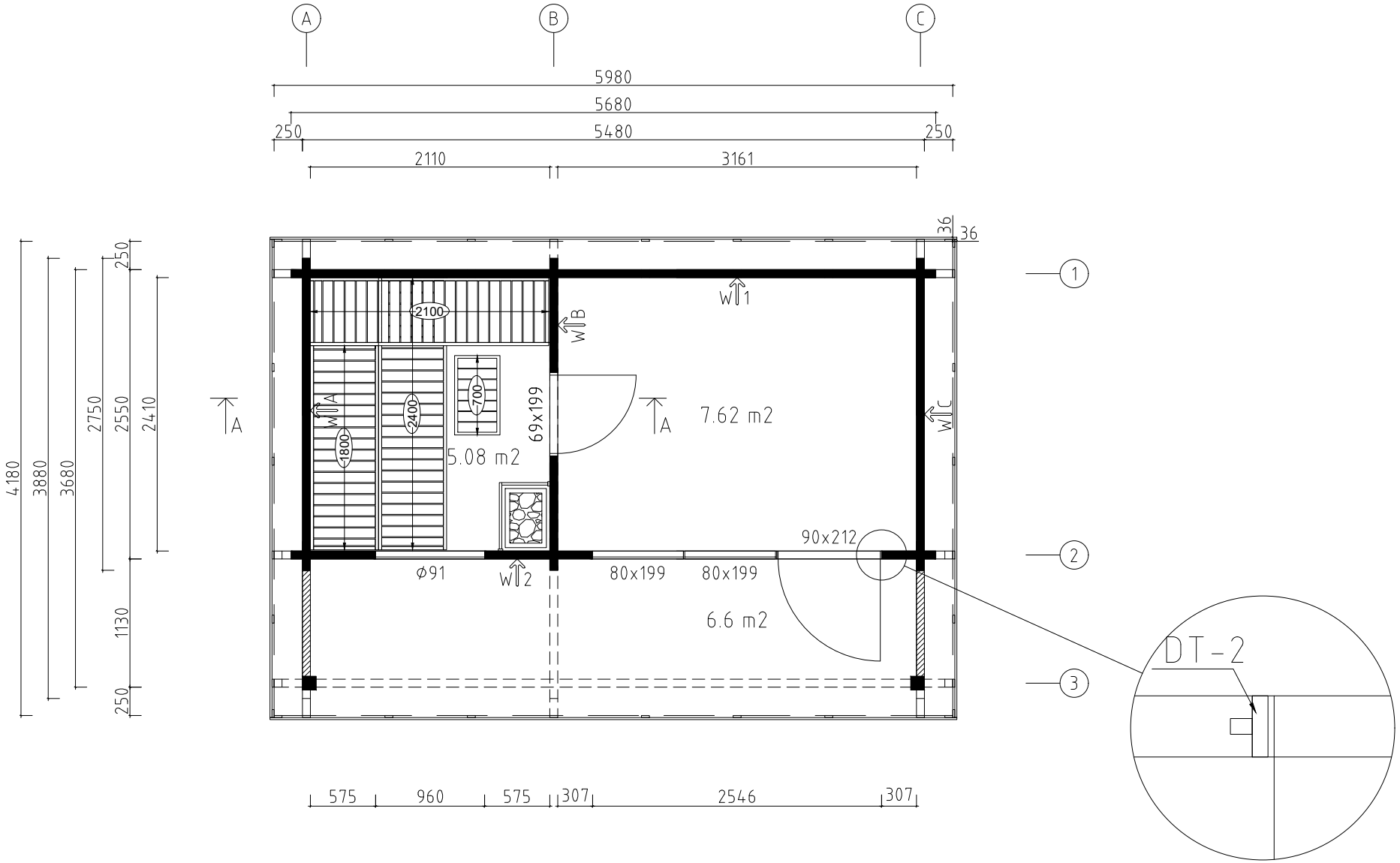

Wir empfehlen, die Länge der Ofenschutz auf eine geeignete Länge zu kürzen.
Beachten Sie die Mindestsicherheitsabstände im Anleitung!
We recommend cutting the lengths of the heater protection details to a suitable length.
Pay attention to the minimum safety distances in the heater manual!

Model	7016808	Seite/Page	2
Zeichnung/Drawing	GRUNDPLAN - GROUNDPLAN	Maßstab/Scale	1:50
Profil/Profile	70x135	Datum/Date	12.05.2021
Zeichner/Drafter	SRM	File	7016808.dwg

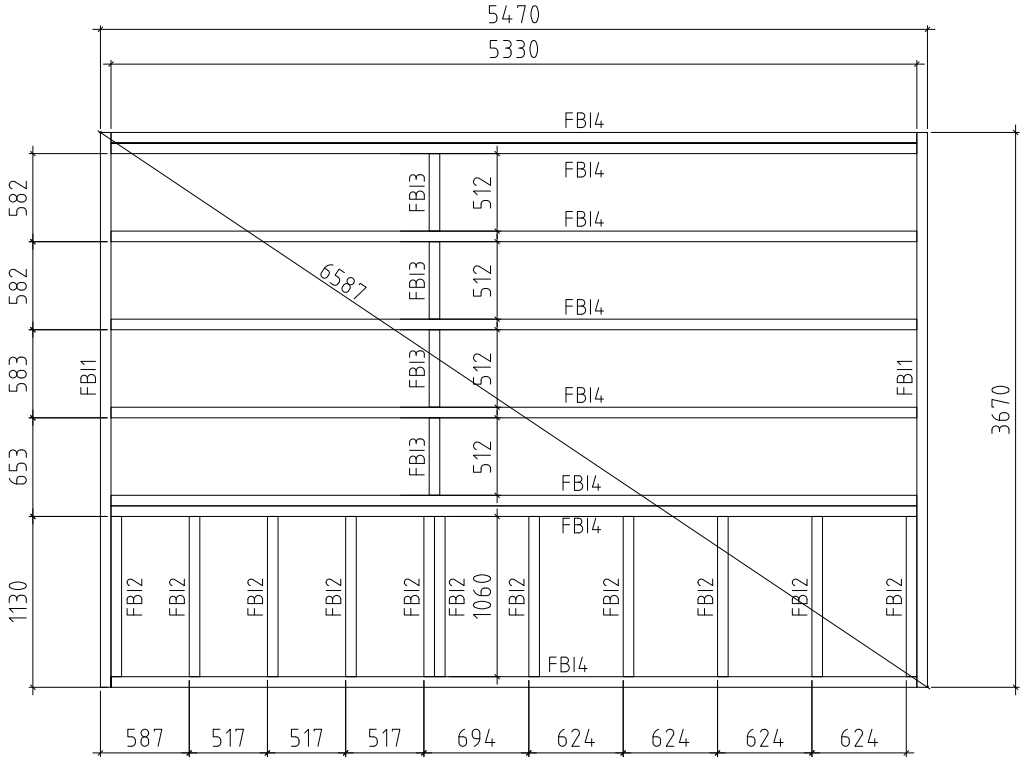

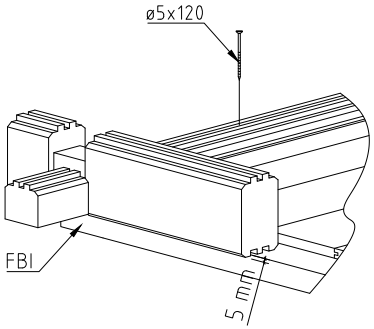

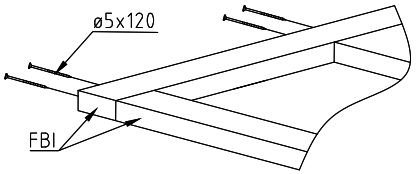

Model	7016808	Seite/Page	3
Zeichnung/Drawing FUNDAMENTHOLZ (IMM) - FOUNDATION BEAM (IMM)		Maßstab/Scale	1:50
Profil/Profile	70X45	Datum/Date	12.05.2021
Zeichner/Drafter	SRM	File	7016808.dwg

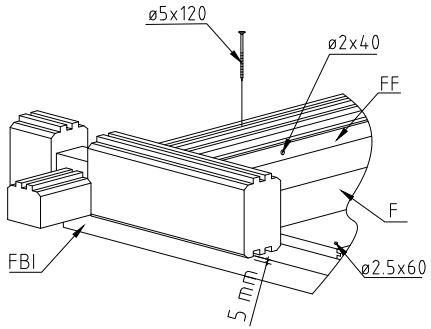

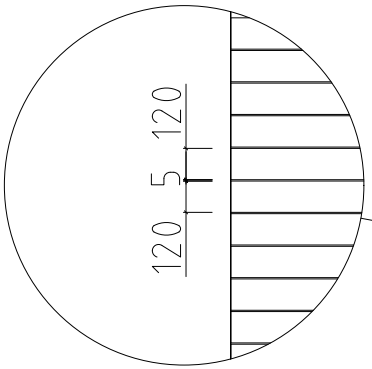

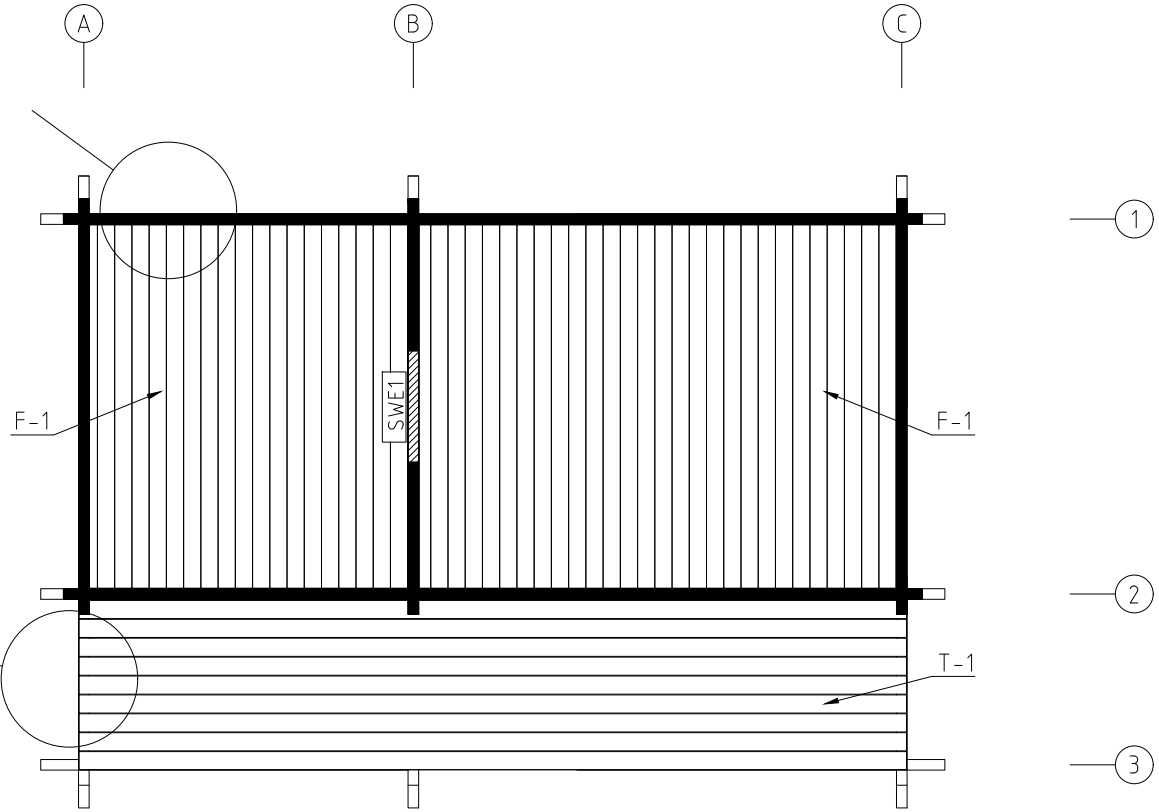

Model	7016808	Seite/Page	4
Zeichnung/Drawing	TERRASSENBRETTER - TERRACE BOARDS FUSSBODENBRETTER-FLOOR BOARDS	Maßstab/Scale	1:50
Profil/Profile	114x28 / 120X28	Datum/Date	12.05.2021
Zeichner/Drafter	SRM	File	7016808.dwg

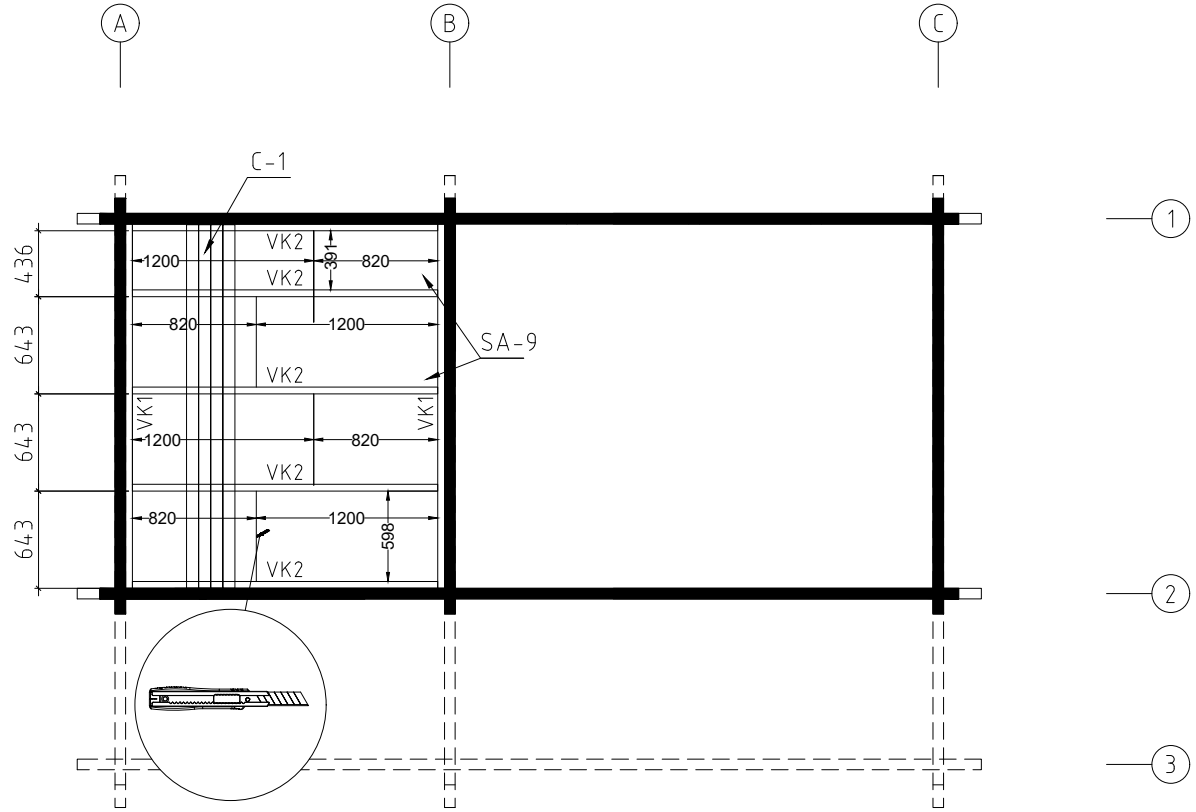

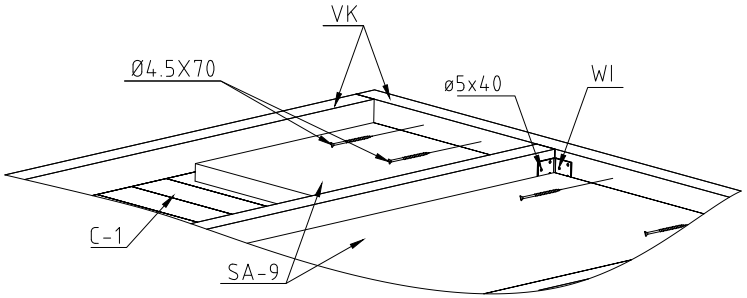

Model	7016808	Seite/Page	5
Zeichnung/Drawing SAUNA DECKENBRETTER - CEILING BOARDS...		Maßstab/Scale	1:50
Profil/Profile	80x15 / 45x70	Datum/Date	12.05.2021
Zeichner/Drafter	SRM	File	7016808.dwg

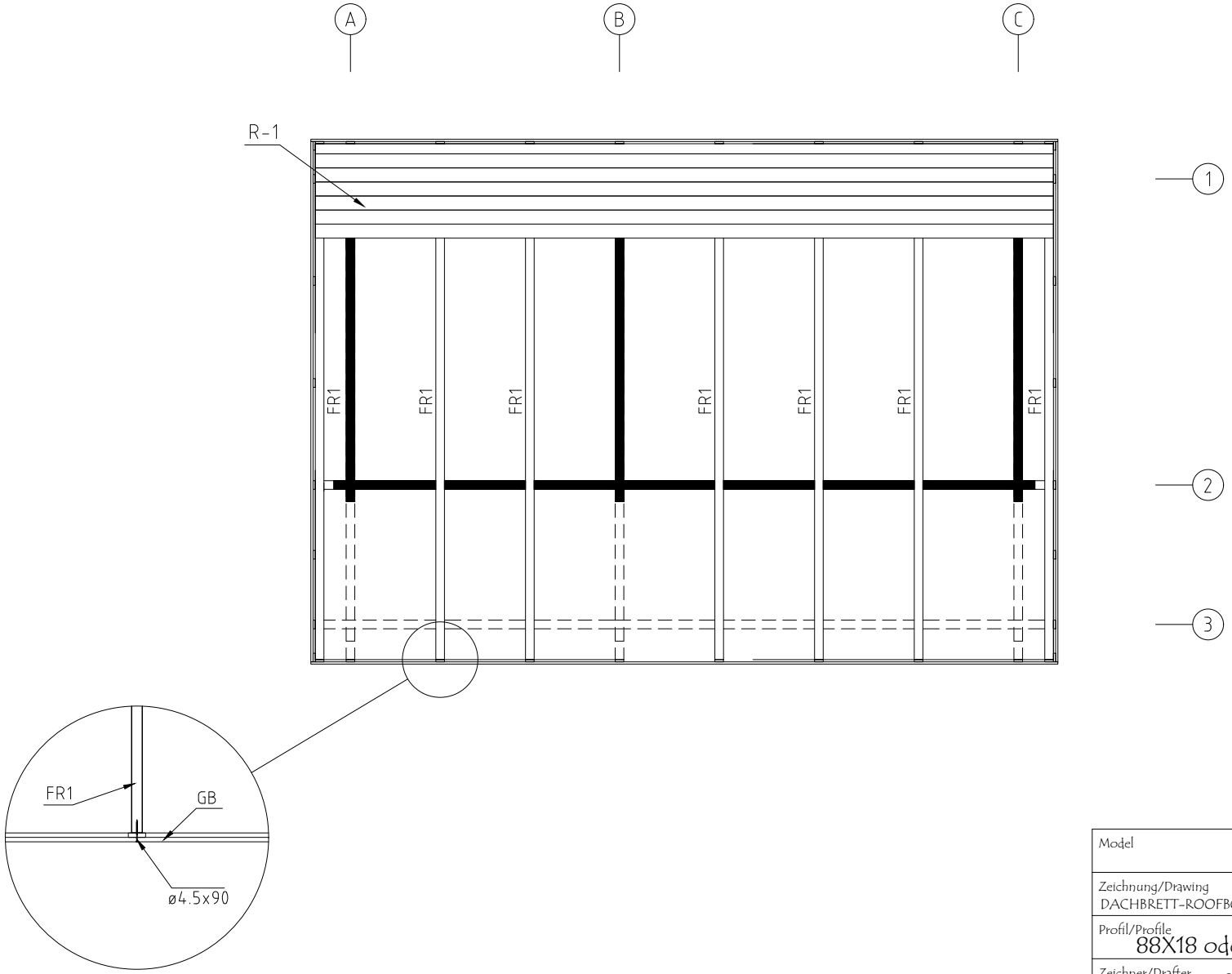

Model	7016808	Seite/Page	6
Zeichnung/Drawing DACHBRETT-ROOFBOARD - ROOF BEAM-DACHPFETTEN		Maßstab/Scale	1:50
Profil/Profile 88X18 oder-or114X18 / 70X140		Datum/Date	12.05.2021
Zeichner/Drafter	SRM	File	7016808.dwg

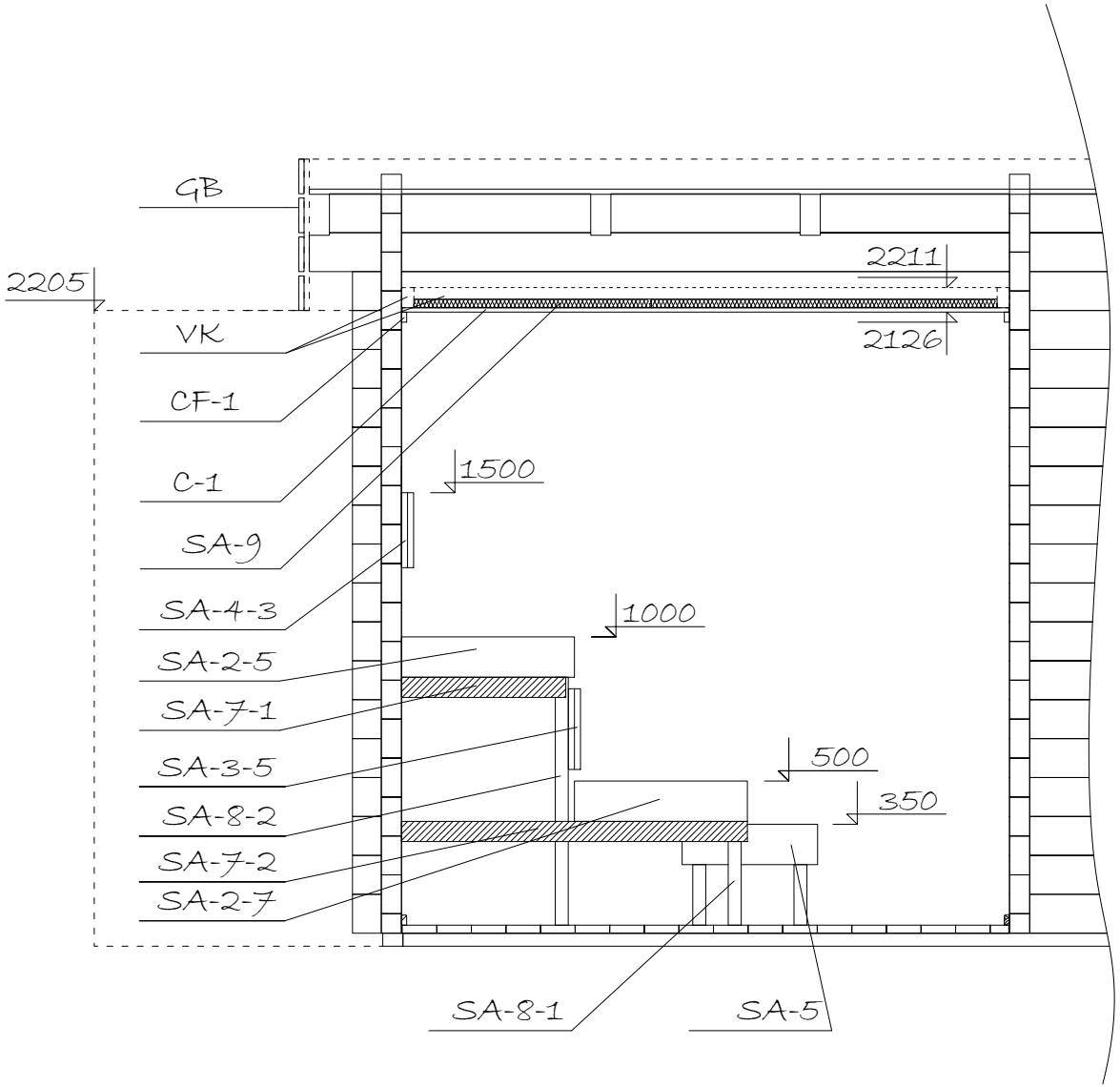

Model	7016808	Seite/Page	7
Zeichnung/Drawing	ANSICHTEN A - VIEWS A	Maßstab/Scale	1:50
Profil/Profile	70x135	Datum/Date	12.05.2021
Zeichner/Drafter	SRM	File	7016808.dwg

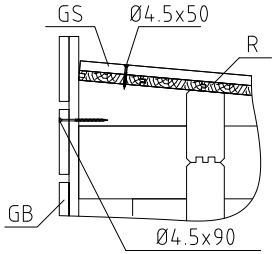

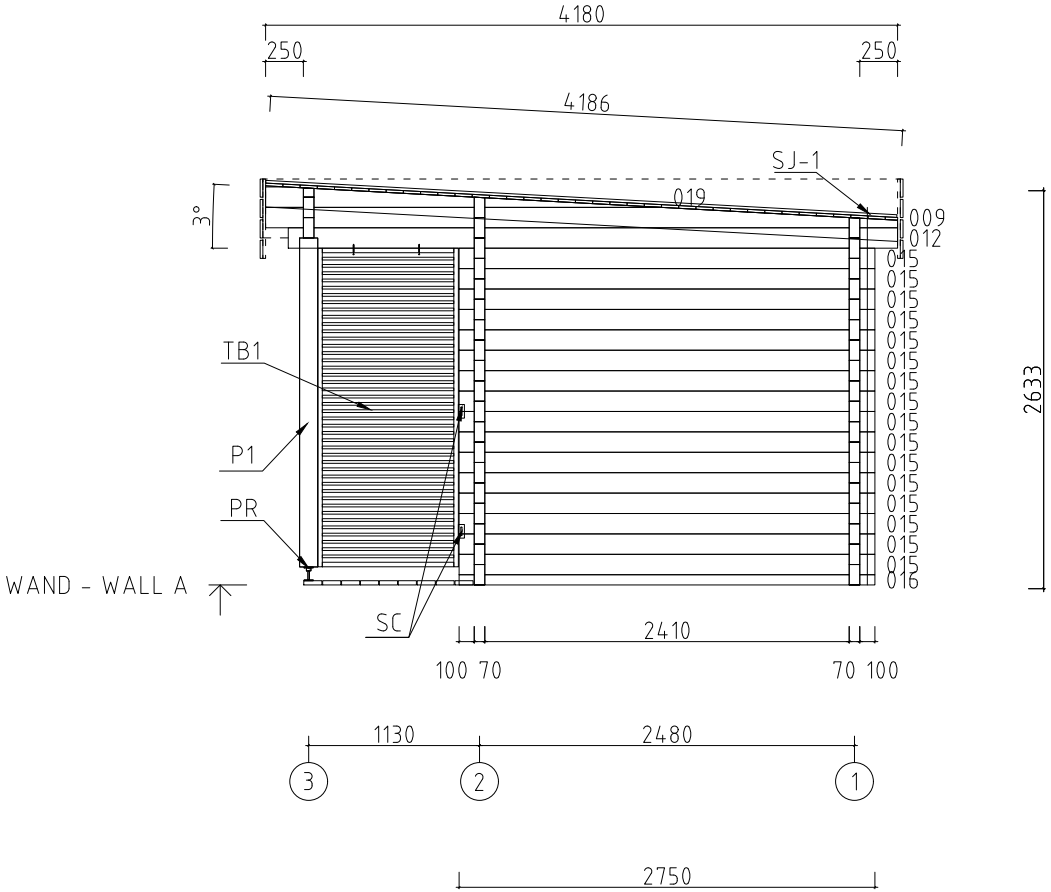

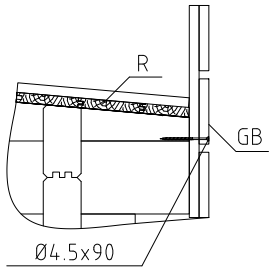

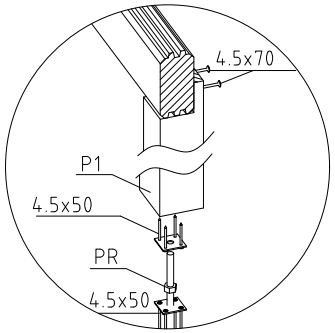

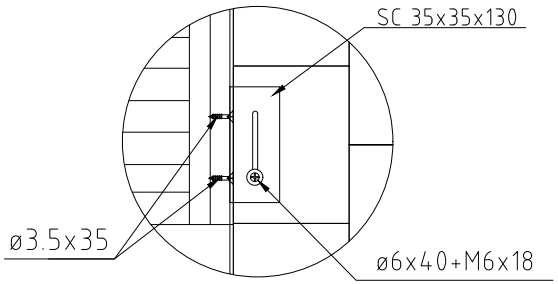

Model	7016808	Seite/Page	8
Zeichnung/Drawing	WAND - WALL A	Maßstab/Scale	1:50
Profil/Profile	70x135	Datum/Date	12.05.2021
Zeichner/Drafter	SRM	File	7016808.dwg

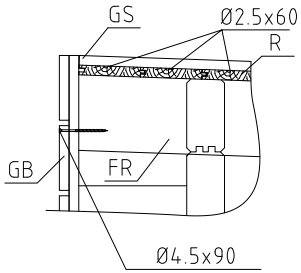

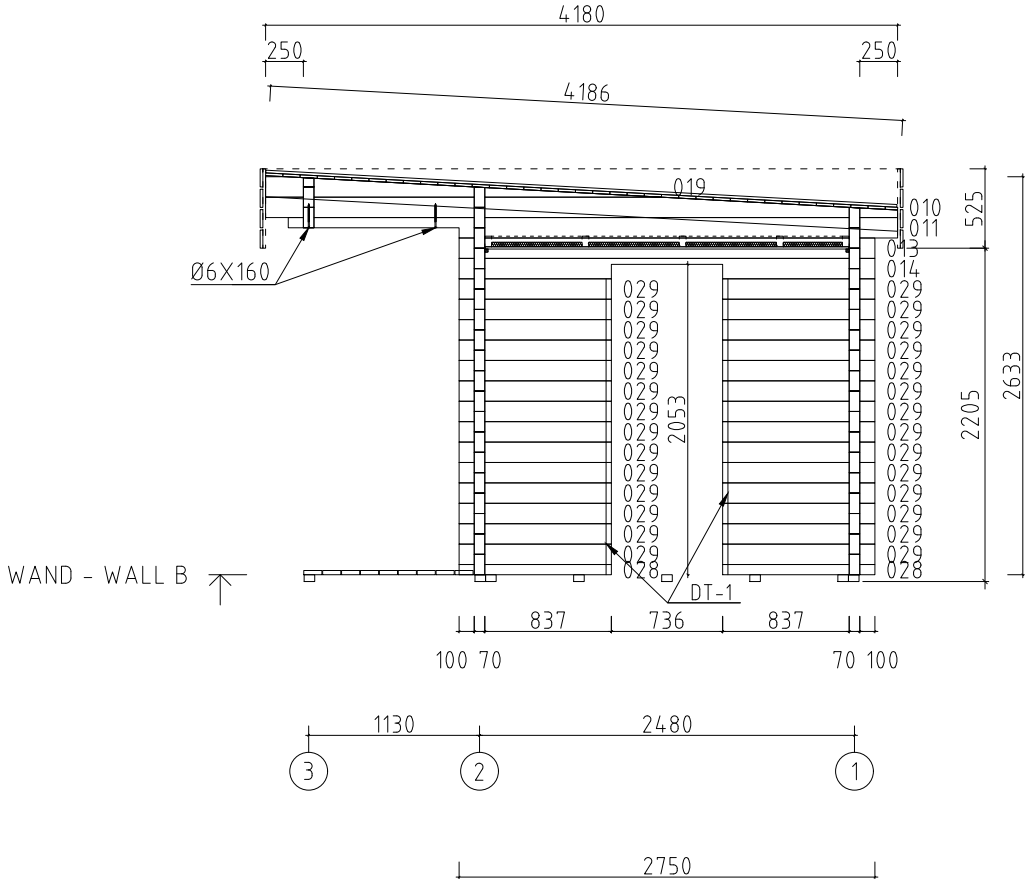

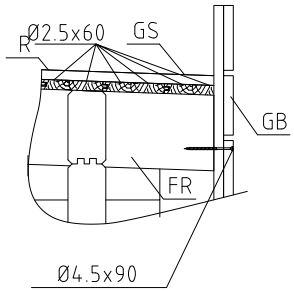

Model	7016808	Seite/Page	9
Zeichnung/Drawing	WAND - WALL B	Maßstab/Scale	1:50
Profil/Profile	70x135	Datum/Date	12.05.2021
Zeichner/Drafter	SRM	File	7016808.dwg

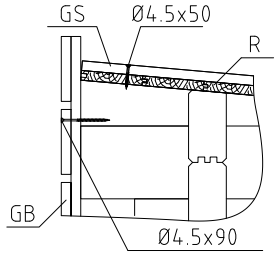

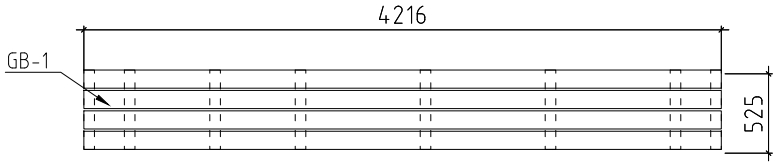

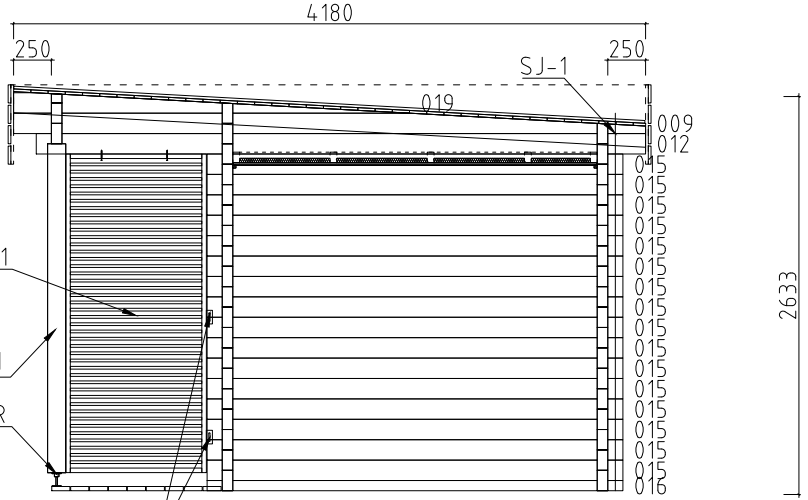

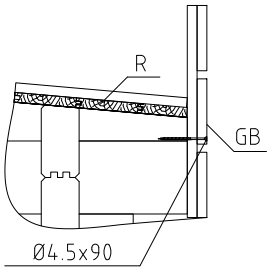

WAND - WALL C

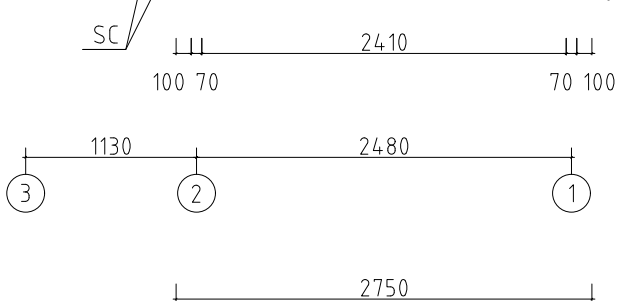

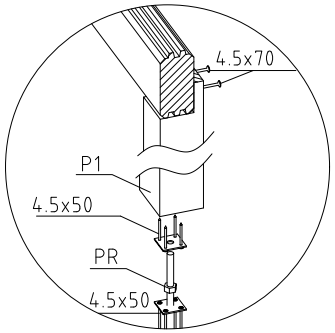

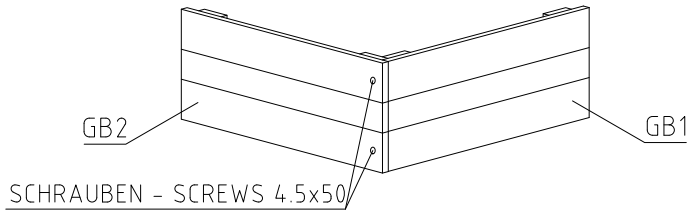

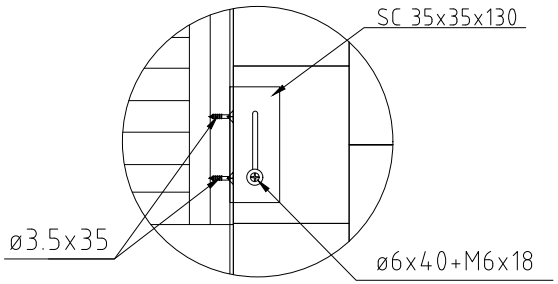

Model	7016808	Seite/Page	10
Zeichnung/Drawing	WAND - WALL C	Maßstab/Scale	1:50
Profil/Profile	70x135	Datum/Date	12.05.2021
Zeichner/Drafter	SRM	File	7016808.dwg

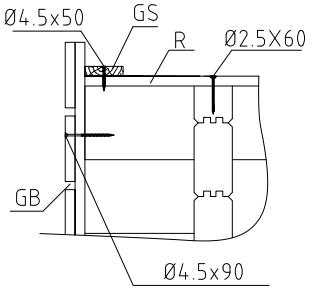

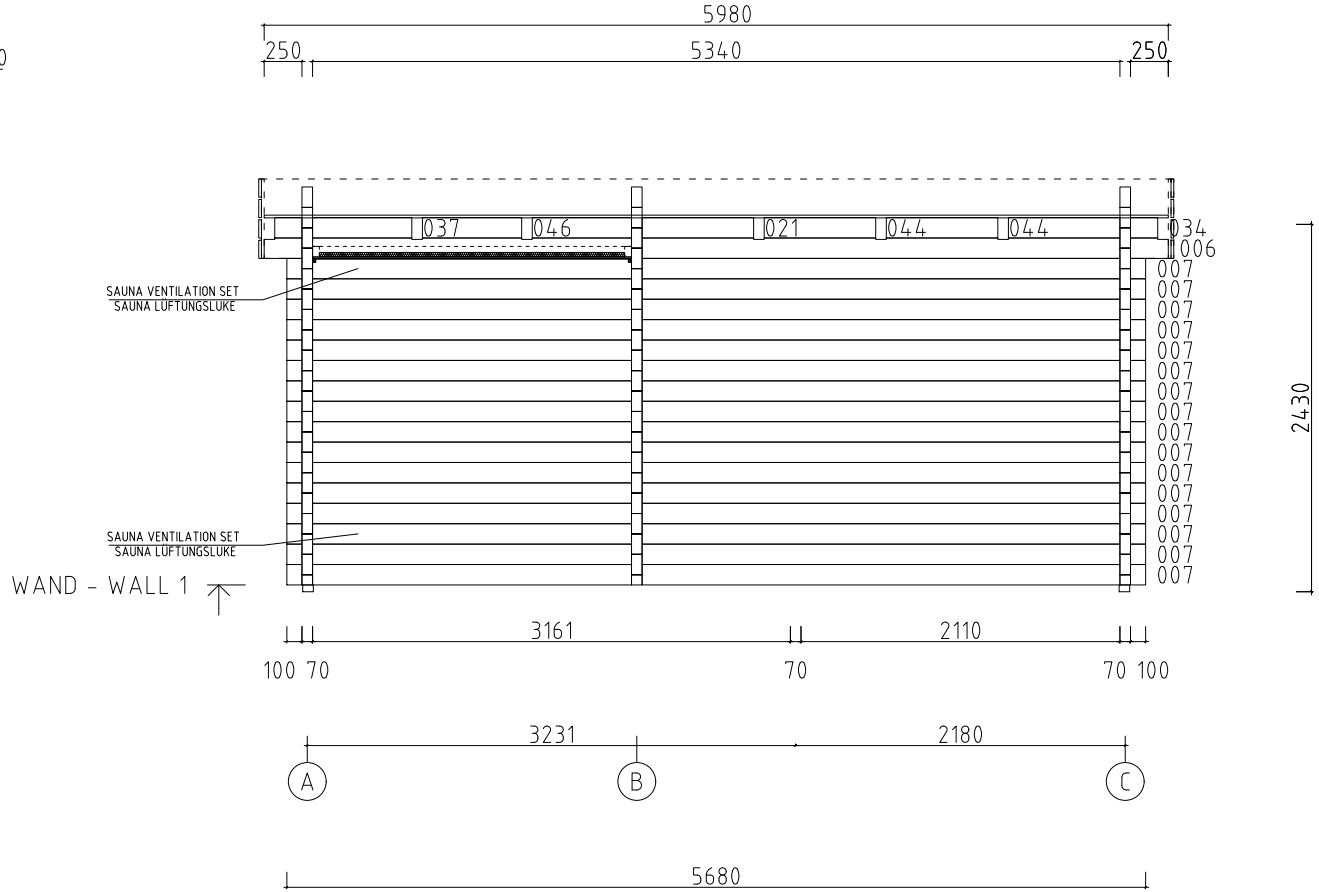

Model	7016808	Seite/Page	11
Zeichnung/Drawing	WAND - WALL 1	Maßstab/Scale	1:50
Profil/Profile	70x135	Datum/Date	12.05.2021
Zeichner/Drafter	SRM	File	7016808.dwg

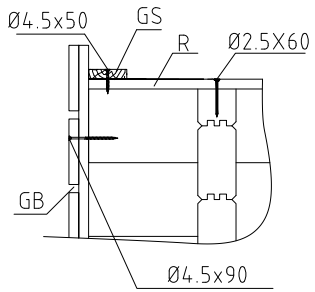

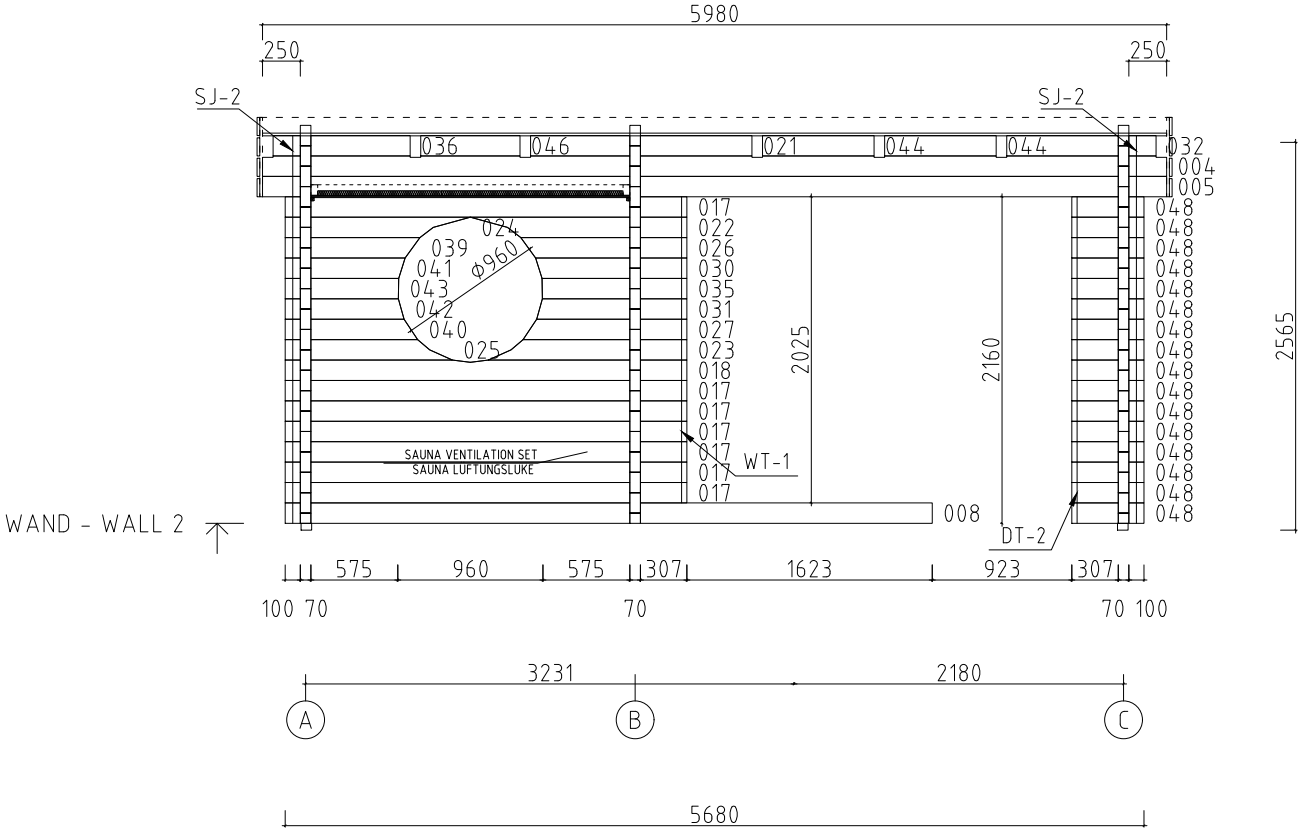

Model	7016808	Seite/Page	12
Zeichnung/Drawing	WAND - WALL 2	Maßstab/Scale	1:50
Profil/Profile	70x135	Datum/Date	12.05.2021
Zeichner/Drafter	SRM	File	7016808.dwg

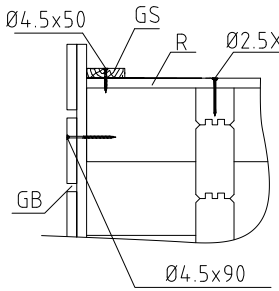

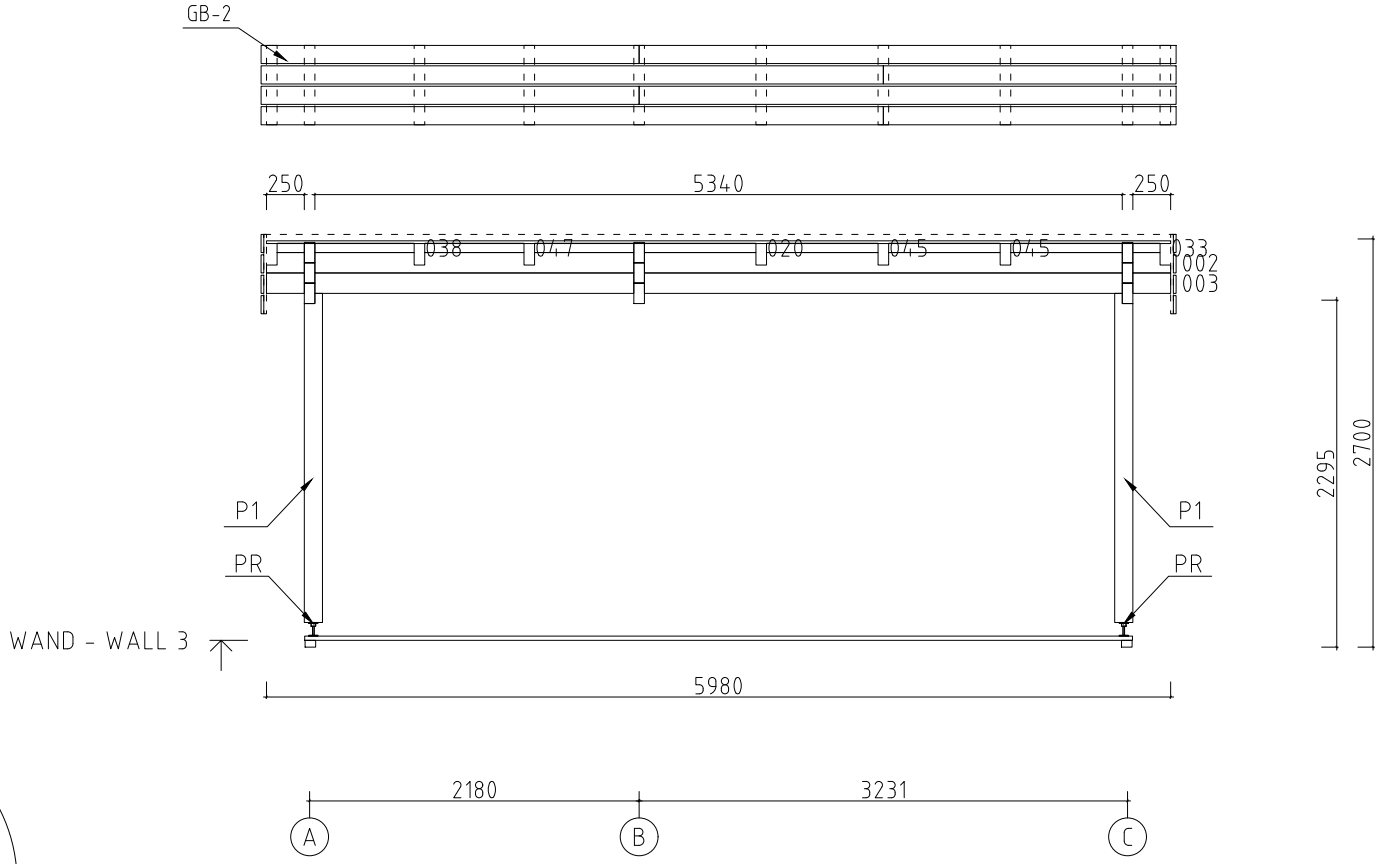

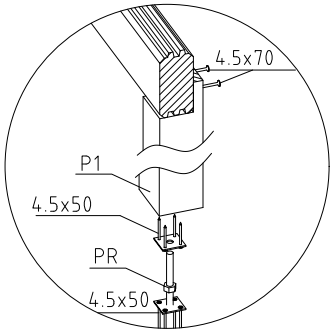

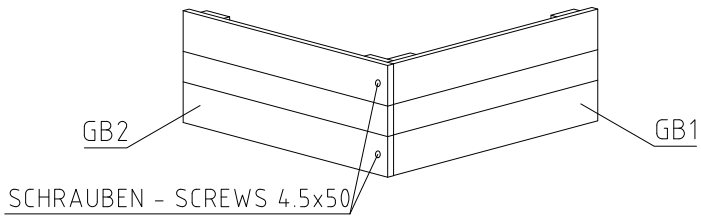

Model	7016808	Seite/Page	13
Zeichnung/Drawing	WAND - WALL 3	Maßstab/Scale	1:50
Profil/Profile	70x135	Datum/Date	12.05.2021
Zeichner/Drafter	SRM	File	7016808.dwg

Pos	Bestimmung-Specification 7016808	Stck Pcs.	Profil Profile (mm)	Länge Length (mm)
001	100 ERZATZBOHLE-SPARE BEAM	1	70x135	5980
002	0 180 657 656 656 738 738 738 738 180 0	1	70x135	5980
003	250 2109 3161 250	1	70x135	5980
004	0 180 657 656 656 738 738 738 738 180 0	1	70x135	5980
005	250 2109 3161 250	1	70x135	5980
006	0 180 657 656 656 738 738 738 738 180 0	1	70x135	5980
007	100 2109 3161 100	16	70x135	5680
008	100 2109 1930	1	70x135	4280
011	100 1060 2410 250	1	70x135	4030
012	100 1060 2410 250	2	70x135	4030
013	100 2410 100	1	70x135	2750
014	100 2410 100	1	70x135	2750
015	100 2410 100	32	70x135	2750
016	100 2410 100	2	70x68	2750
017	100 2109 307	7	70x135	2657
018	100 2109 307	1	70x135	2657
020	656 738	1	70x62	1464
021	656 738	2	70x135	1464
022	1055 307	1	70x135	1432
023	936 307	1	70x135	1313
024	100 1055	1	70x135	1225
025	100 936	1	70x135	1106
026	721 307	1	70x135	1098

Name	7016808	Datum/Date	12.05.2021	Seite/Page	1/6

Pos	Bestimmung-Specification 7016808	Stck Pcs.	Profil Profile (mm)	Länge Length (mm)
027	706 307	1	70x135	1083
028	837 100	2	70x68	1007
029	837 100	28	70x135	1007
030	623 307	1	70x135	1000
031	616 307	1	70x135	993
032	738 180	1	70x135	988
033	738 180	1	70x62	988
034	738 180	1	70x135	988
035	581 307	1	70x135	958
036	180 657	1	70x135	906
037	180 657	1	70x135	906
038	180 657	1	70x62	906
039	100 721	1	70x135	891
040	100 706	1	70x135	876
041	100 623	1	70x135	793
042	100 616	1	70x135	786
043	100 581	1	70x135	751
044		4	70x135	738
045		2	70x62	738
046		2	70x135	656
047		1	70x62	656
048	307 100	16	70x135	477
WA-1	270 019 009 4180	1		

Name	7016808	Datum/Date	12.05.2021	Seite/Page	2/6

Pos	Bestimmung-Specification 7016808	Stck Pcs.	Profil Profile (mm)	Länge Length (mm)
WB-1	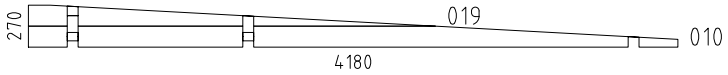	1		
WC-1	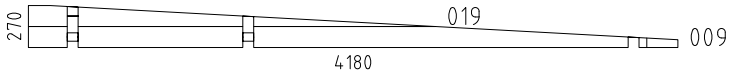	1		
FBI4	FUNDAMENTHOLZ (IMM) - FOUNDATION BEAM (IMM)	8	70x45	5330
FBI1	FUNDAMENTHOLZ (IMM) - FOUNDATION BEAM (IMM)	2	70x45	3670
FBI2	FUNDAMENTHOLZ (IMM) - FOUNDATION BEAM (IMM)	11	70x45	1060
FBI3	FUNDAMENTHOLZ (IMM) - FOUNDATION BEAM (IMM)	4	70x45	512
SWE1	HOLZSCHWELLE (IMM) -THRESHOLD (IMM) (UNTER DER SAUNATÜR - UNDER SAUNA DOOR)	1	70x28	736
P1	PFOSTEN - POST	2	120x120	2175
FR1	DACHBALKEN - ROOF BEAM	7	70x140	4194
F-1	FUSSBODENBRETTER-FLOOR BOARDS	47+1	114x28	2405
R-1	DACHBRETTER - ROOF BOARDS 88mm or-oder 114mm	48+1 37+1	88x18 114x18	5980
T-1	TERRASSENBRETTER (IMM) - TERRACE BOARDS (IMM)	9+1	120x28	5475
FF-1	FUSSBODENLEISTEN FLOOR STRIPS		18x35	22.0 lfm/rm
GS-1	GIEBELDECKLEISTE - GABLE COVER STRIPS	2	18x70	4180
WT-1	FIXIRUNGSLEISTE FÜR FENSTER - FIXING FILLET FOR WINDOW	1	43x70	1955
DT-1	FIXIRUNGSLEISTE FÜR TÜR - FIXING FILLET FOR DOOR	2	43x70	1890
DT-2	FIXIRUNGSLEISTE FÜR TÜR - FIXING FILLET FOR DOOR	1	43x70	2090
GB-1	TRAUFELEMENTE- EAVES ELEMENT ASSEMBLY REQUIRED-MONTAGE ERFORDERLICH 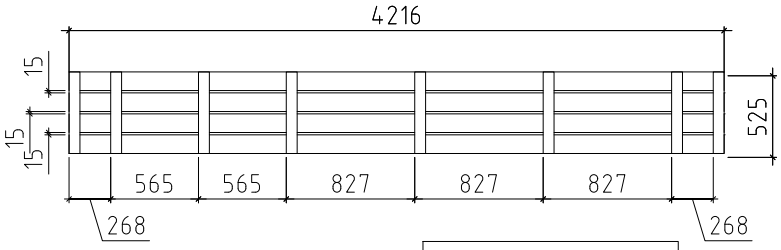	2	36x525	4216
EBP-1	TRAUFELEMENTEBRETTER - EAVES ELEMENTBOARDS	8	18x120	4216
EBP-6	MONTAGEBRETTER - MOUNTIG BOARD	16	70x18	525

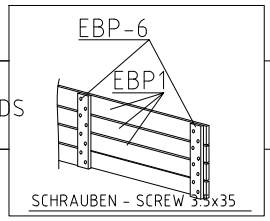

Name	7016808	Datum/Date	12.05.2021	Seite/Page	3/6

Pos	Bestimmung-Specification 7016808	Stck Pcs.	Profil Profile (mm)	Länge Length (mm)
GB-2	TRAUFELEMENTE- EAVES ELEMENT ASSEMBLY REQUIRED-MONTAGE ERFORDERLICH  	2	36x525	6052
EBP-2	TRAUFELEMENTEBRETTER - EAVES ELEMENTBOARDS	4	18x120	2500
EBP-3	TRAUFELEMENTEBRETTER - EAVES ELEMENTBOARDS	4	18x120	3552
EBP-4	TRAUFELEMENTEBRETTER - EAVES ELEMENTBOARDS	4	18x120	4116
EBP-5	TRAUFELEMENTEBRETTER - EAVES ELEMENTBOARDS	4	18x120	1936
EBP-6	MONTAGEBRETTER - MOUNTIG BOARD	20	70x18	525
TB1	SICHTSCHUTZZAUN - LATTICE	2	70x930	2110
HB	SCHLAGHOLZ - HAMMER BLOCK 70 MM	2		
SJ-1	GEWINDESTANGE M10 - TREADED ROD M10	2		2450
SJ-2	GEWINDESTANGE M10 - TREADED ROD M10	2		2590
PR	REGULIERUNGSSCHRAUBE FÜR PFOSTEN - POST HEIGHT ADJUSTMENT	2		
SC	STAHL ECKE - STEEL CORNER	4	35X35X130	
KL	SCHEIBE FÜR STAHL ECKE - WASHER FOR STEEL CORNER SC	4	M16X8	
HS	SCHRAUBEN FÜR STAHL ECKE - SCREWS FOR STEEL CORNER SC	4	Ø6X40	
HS	SCHRAUBEN FÜR STAHL ECKE - SCREWS FOR STEEL CORNER SC	8	Ø3.5X35	
HS	SCHRAUBEN FÜR MONTAGEBRETTER - SCREWS FOR MOUNTIG BOARD EBP	288	Ø3.5X35	
HS	SCHRAUBEN FÜR VERBINDUNGSCHRAUBEN FENSTER - SCREW FOR FIXING WINDOW	32	Ø4.5X50	
HS	SCHRAUBEN FÜR HOLZSCHWELLE (IMM) - SCREWS FOR THRESHOLD (IMM) SWE	4	Ø4.5X50	
HS	SCHRAUBEN FÜR TRAUFELEMENTE - SCREWS FOR EAVES ELEMENT GB	8	Ø4.5X50	

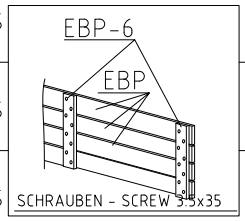

Pos	Bestimmung-Specification 7016808	Stck Pcs.	Profil Profile (mm)	Länge Length (mm)
HS	SCHRAUBEN FÜR REGULIERUNGSSCHRAUBE FÜR PFOSTEN - SCREWS FOR POST... PR	16	Ø4.5X50	
HS	SCHRAUBEN FÜR GIEBELDECKLEISTEN - SCREWS FOR GABLE COVER STRIPS GS	18	Ø4.5X50	
HS	SCHRAUBEN FÜR PFOSTEN - SCREWS FOR POST P	4	Ø4.5X70	
HS	SCHRAUBEN FÜR SICHTSCHUTZZAUN - SCREWS FOR LATTICE TB	4	Ø4.5X90	
HS	SCHRAUBEN FÜR TRAUFELEMENTE - SCREWS FOR EAVES ELEMENT GB	52	Ø4.5X90	
HS	SCHRAUBEN FÜR 1. BOHLENREIHE - SCREWS FOR 1. WALL BEAM	16	Ø5.0X120	
HS	SCHRAUBEN FÜR FUNDAMENTHOLZ (IMM) - SCREWS FOR FOUNDATION BEAM (IMM) FB	100	Ø5.0X120	
HS	SCHRAUBEN FÜR Pos.011 - SCREWS FOR Pos.011	2	Ø6X160	
HS	SCHRAUBEN FÜR DACHBALKEN - SCREWS FOR ROOF BEAM FR	21	Ø6X180	
NF	NÄGEL FÜR DACHBRETTER - NAILS FOR ROOF BOARDS R	740	Ø2.5X60	
NF	NÄGEL FÜR FUSSBODENBRETTER - NAILS FOR FLOOR BOARDS F	470	Ø2.5X60	
NF	NÄGEL FÜR TERRASSENBRETTER (IMM) - NAILS FOR TERRACE BOARDS (IMM) T	180	Ø2.5X60	
NF	NÄGEL FÜR FUSSBODENLEISTE - NAILS FOR FLOOR STRIPS FF1	44	Ø2X40	
	FENSTER - WINDOW, ORT 1H GEHÄRTETES GLAS/TEMPERED GLASS FESTSTEHEND/FIXED	1	⌀910	
	FENSTER - WINDOW, ORT 1H FESTSTEHEND/FIXED DIN RECHTS/RIGHT HANDED	1 1	800X1990 800X1990	
AMV	FENSTERGRIFF - WINDOW HANDLE FITTINGS	1		

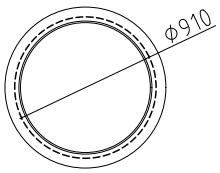

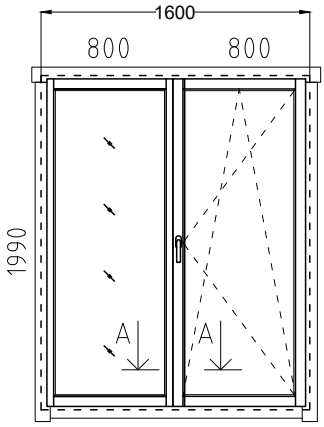

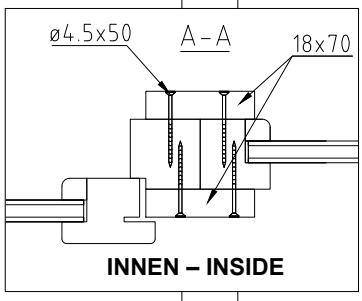

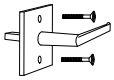

Pos	Bestimmung-Specification 7016808	Stck Pcs.	Profil Profile (mm)	Länge Length (mm)
	TÜR - DOOR, AST PRE DIN RECHTS/RIGHT HANDED 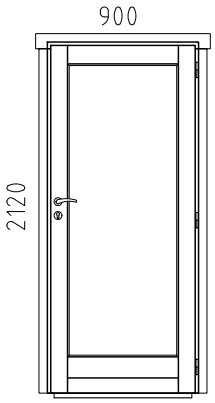	1	900x2120	
UMV	TÜRGRIFF UND TÜRCYLINDER SET (AST PRE) - SET OF DOOR HANDLE AND CORE (AST PRE) 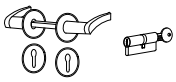	1		
	TÜR - DOOR, SAUNA DIN RECHTS/RIGHT HANDED 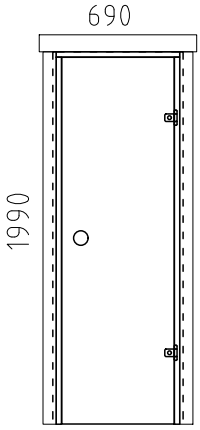	1	690x1990 (700X2000)	
!	SAUNAMODULE WERDEN ZUSAMMEN GELIEFERT THE SAUNA PLATFORM MODULES ARE DELIVERED TOGETHER WITH THE INSTALLATION MATERIAL			
✂	BITTE SELBER ANPASSEN (FALLS NÖTIG)! - CUT INTO LENGTH ON SITE (IF NEEDED)!			

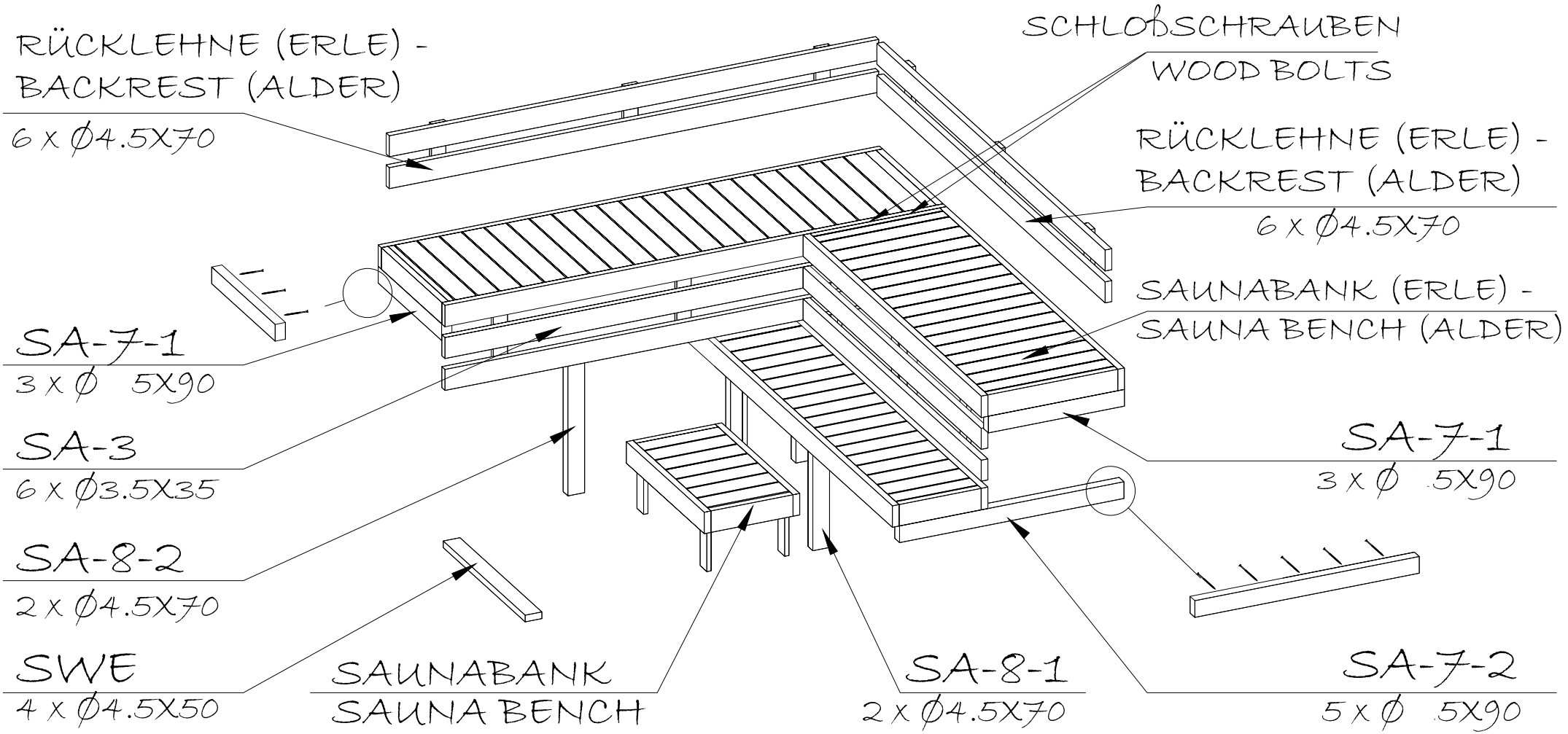

EINSETZEN DER SAUNABÄNKE
INSTALLATION OF SAUNA BENCH
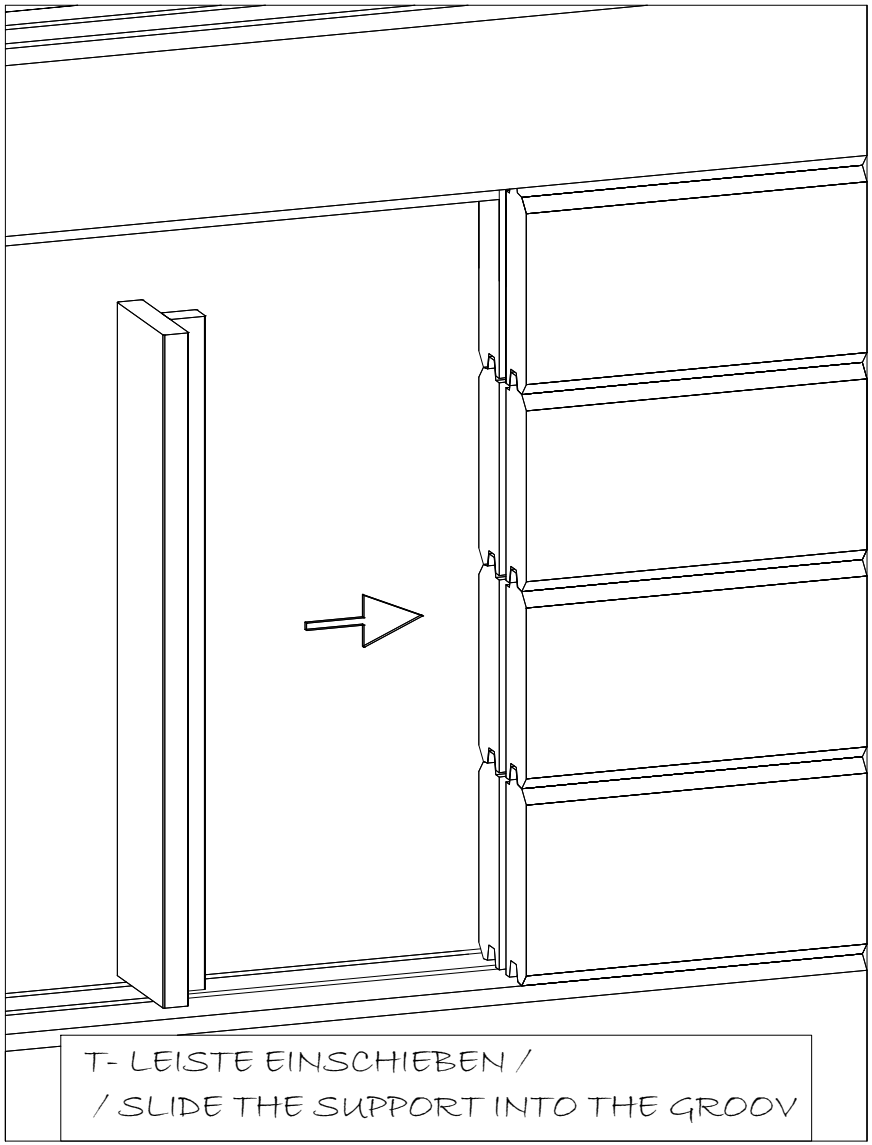
MONTAGEANLEITUNG FÜR T- LEISTEN /
/ INSTALLING THE DOOR AND WINDOW SUPPORTS