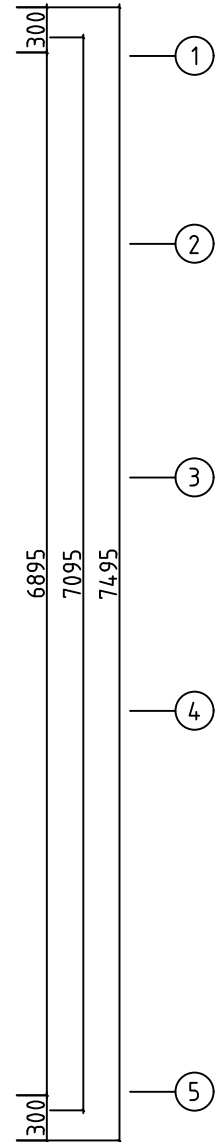
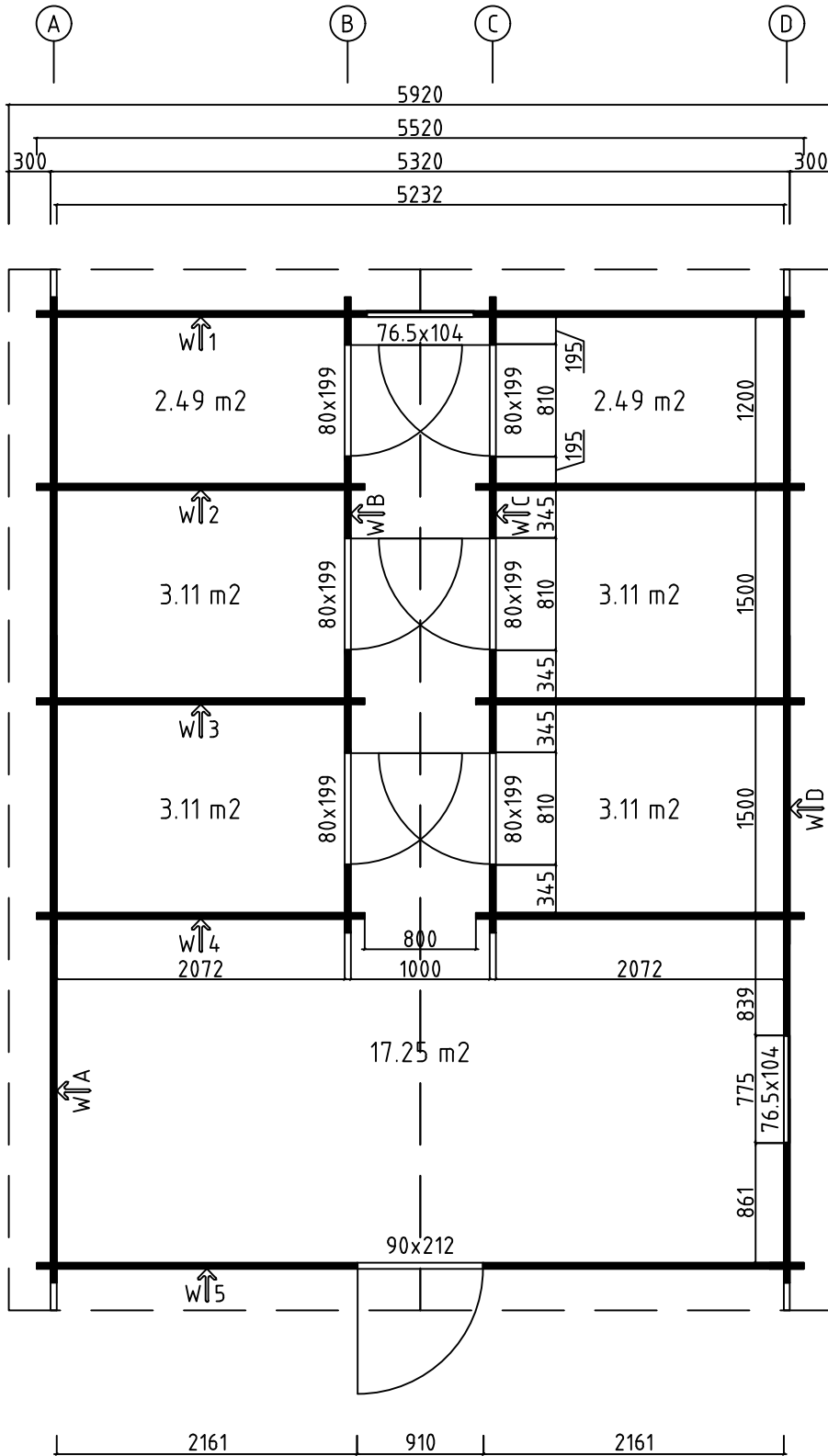
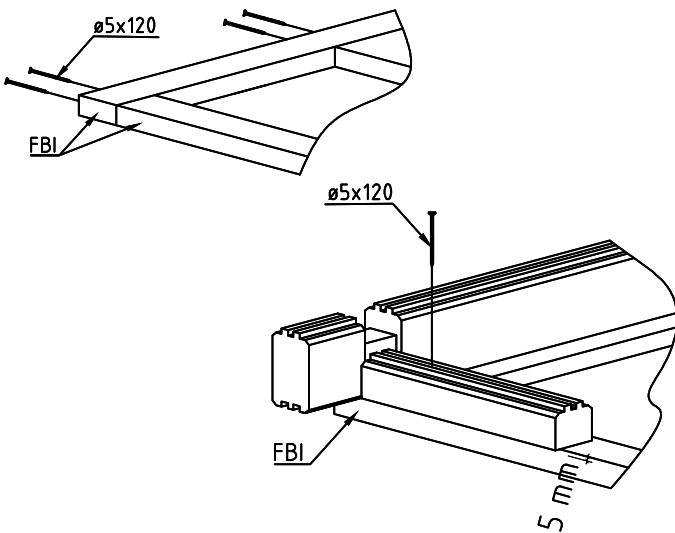
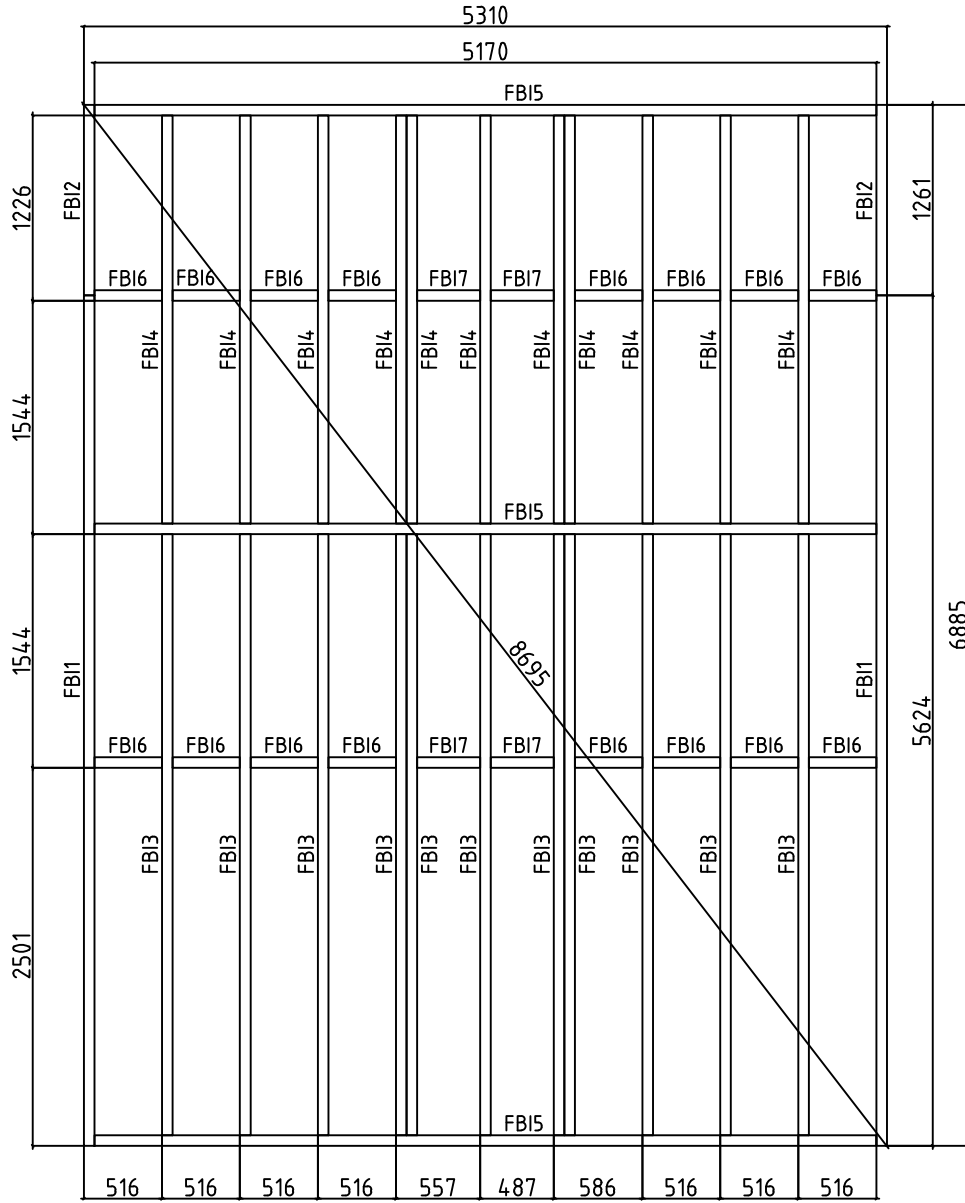




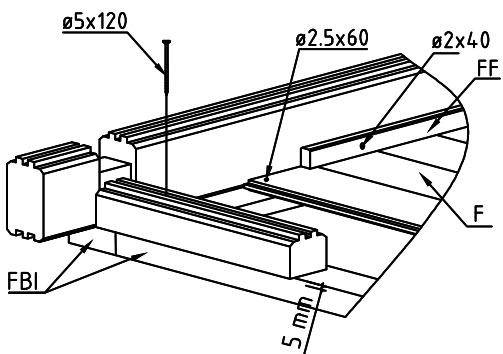
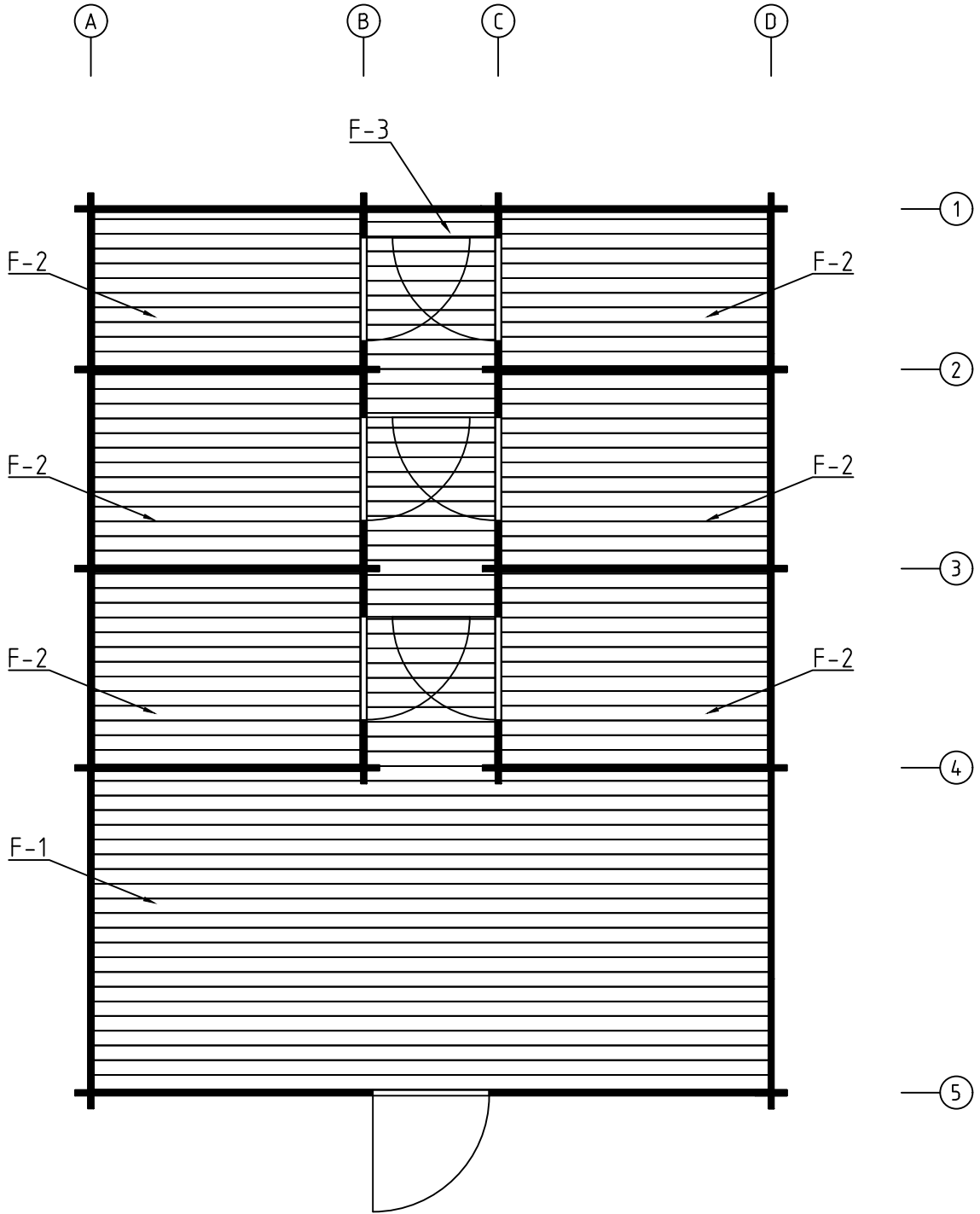
Name	4416420	Sheet	1
Drawing	3 D	Scale	
Profile	44X135	Date	15.06.2022
Drawer	SRM	File	4416420.dwg



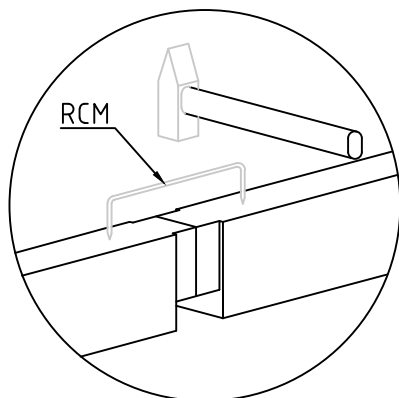
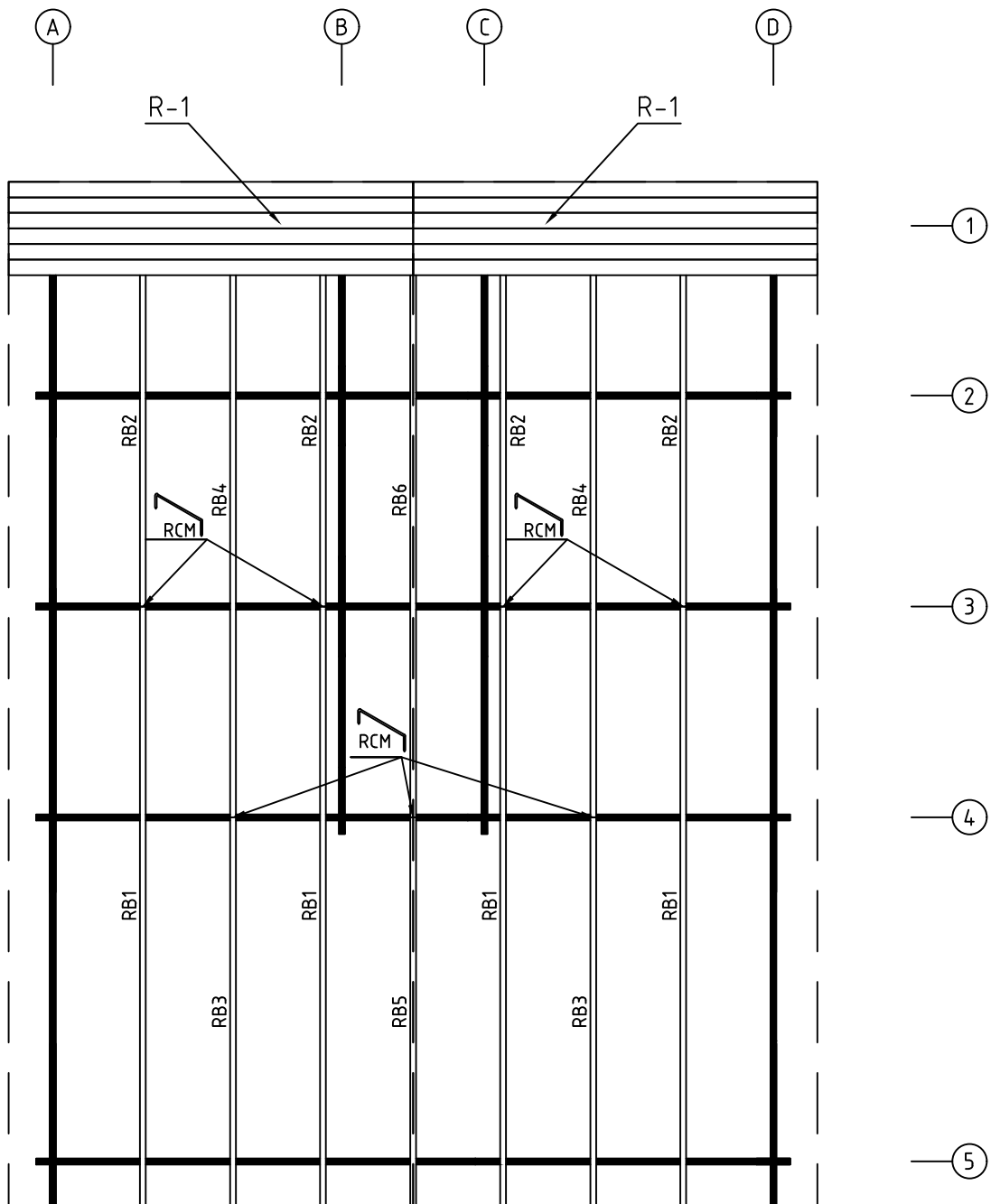
Model	4416420	Seite/Page	2
Zeichnung/Drawing	GRUNDPLAN - GROUNDPLAN	Maßstab/Scale	1:50
Profil/Profile	44x135	Datum/Date	15.06.2022
Zeichner/Drafter	SRM	File	4416420.dwg



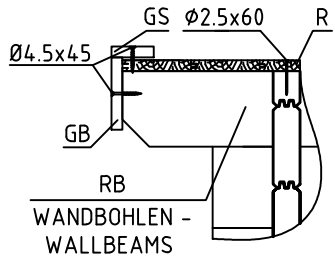
Model	4416420	Seite/Page	3
Zeichnung/Drawing	FUNDAMENTHOLZ (IMM) - FOUNDATION BEAM (IMM)	Maßstab/Scale	1:50
Profil/Profile	70x45	Datum/Date	15.06.2022
Zeichner/Drafter	SRM	File	4416420.dwg



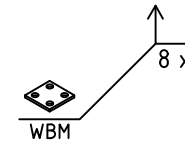
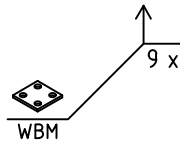
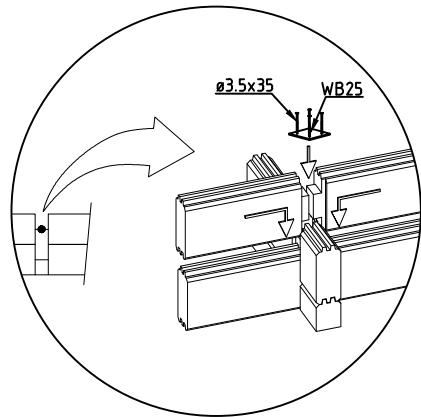
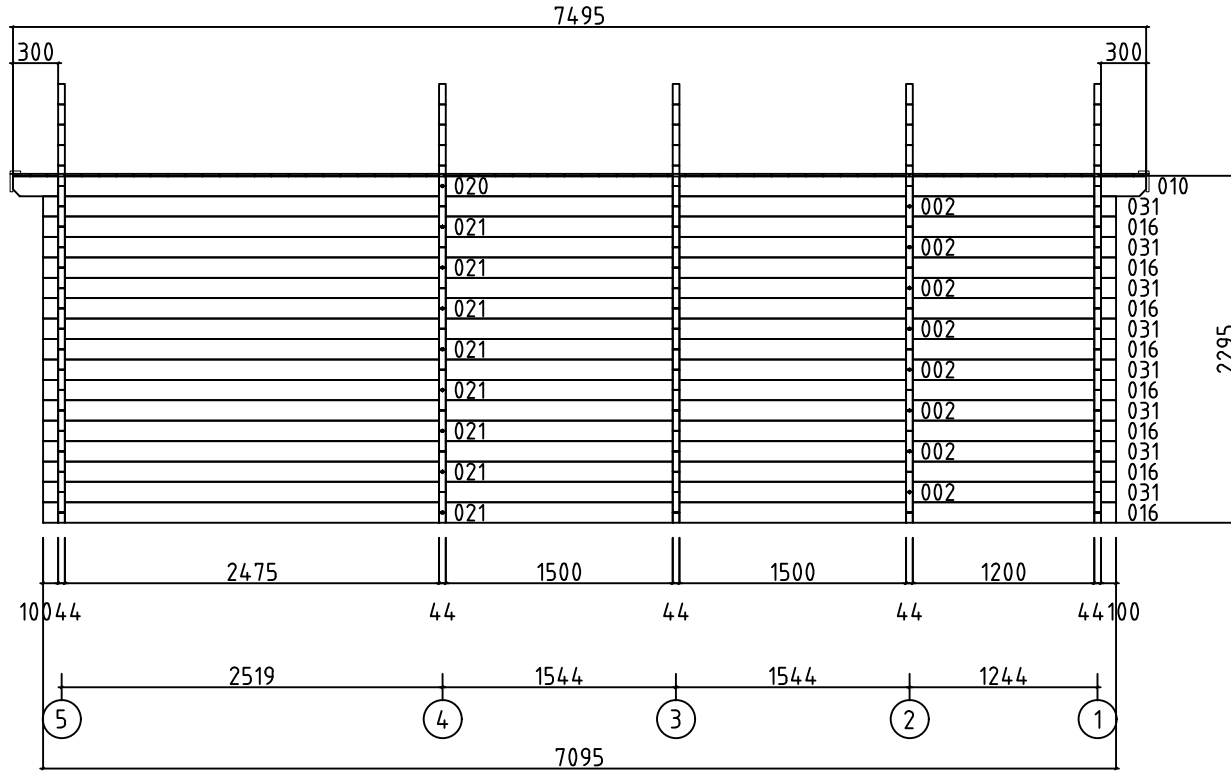
Model	4416420	Seite/Page	4
Zeichnung/Drawing	FUSSBODENBRETTER-FLOOR BOARDS	Maßstab/Scale	1:50
Profil/Profile	114x18 oder or 88x18	Datum/Date	15.06.2022
Zeichner/Drafter	SRM	File	4416420.dwg



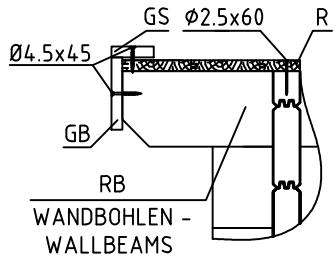
Model	4416420	Seite/Page	5
Zeichnung/Drawing	DACHBRETT-ROOFBOARD	Maßstab/Scale	1:50
Profil/Profile	88X18 oder- or 114X18 / 43X140	Datum/Date	15.06.2022
Zeichner/Drafter	SRM	File	4416420.dwg



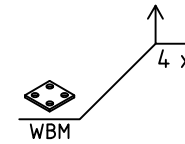
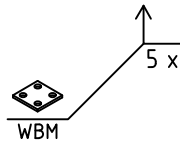
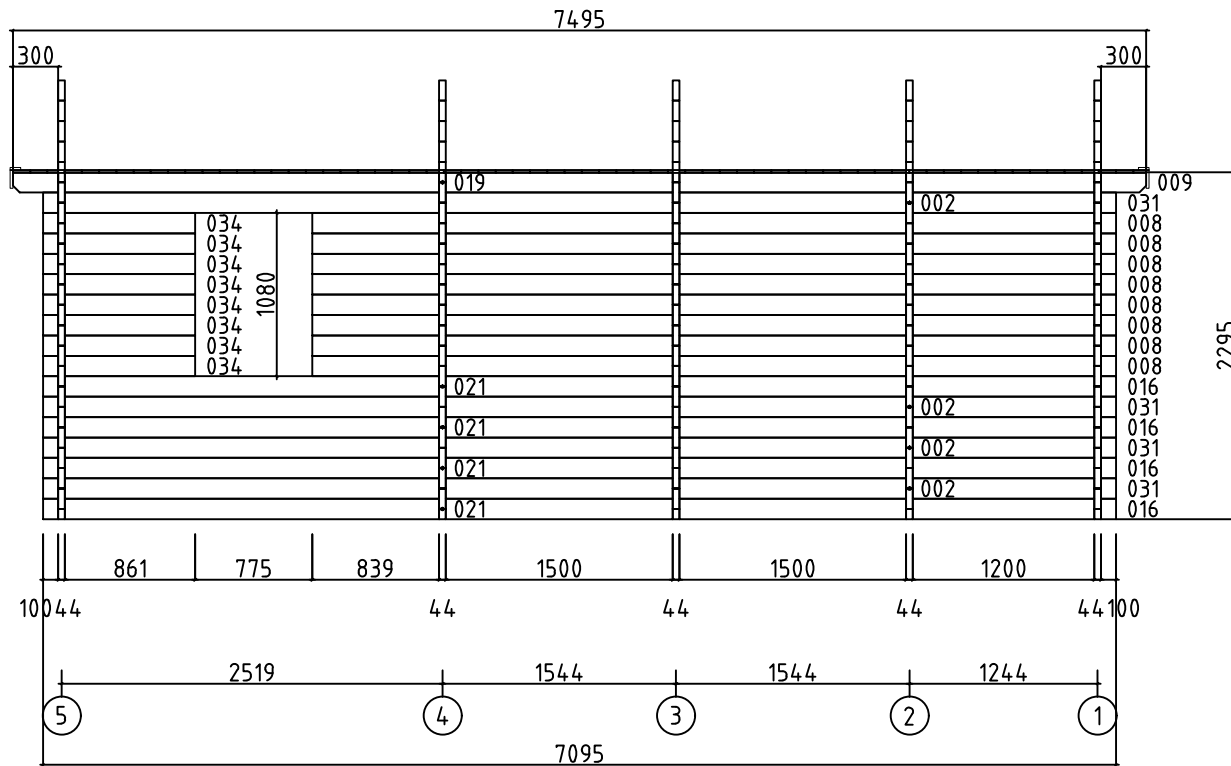
WAND - WALL A ↑



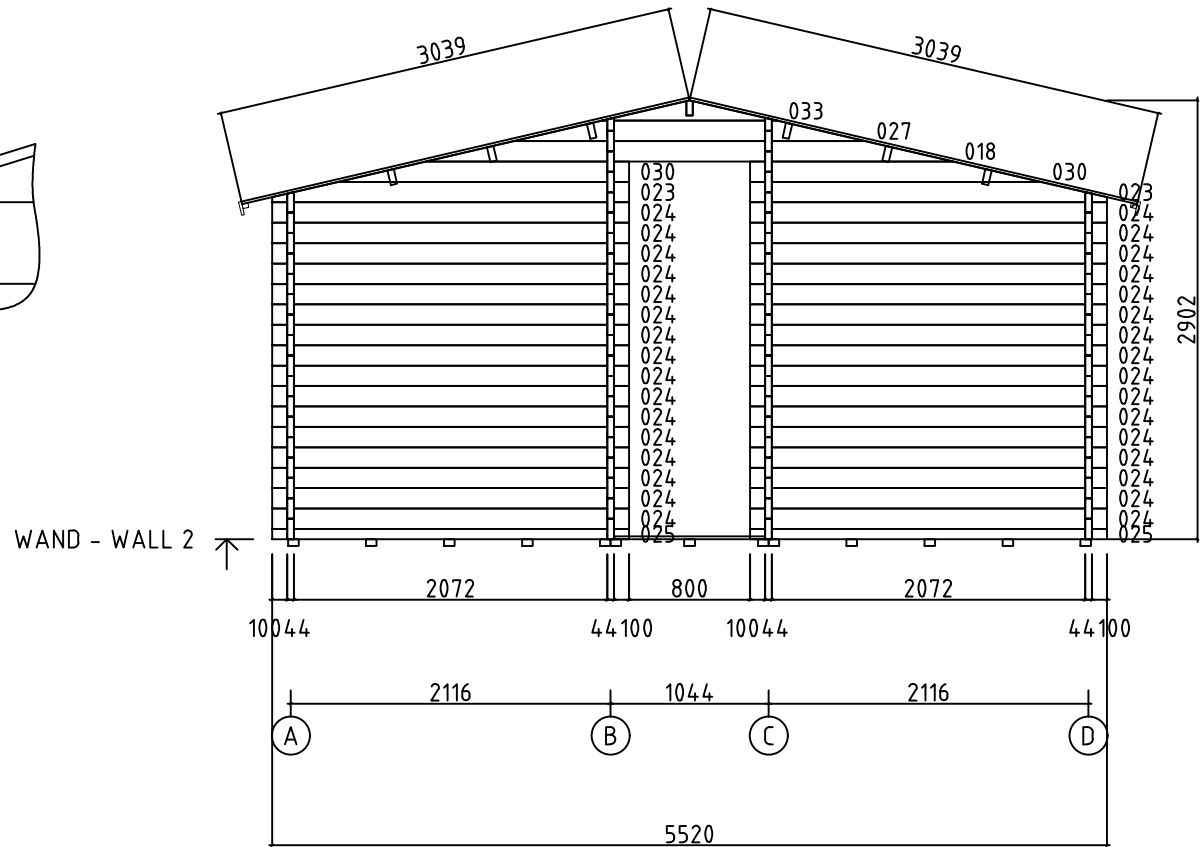
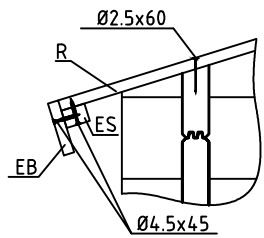
Model	4416420	Seite/Page	2
Zeichnung/Drawing	WAND - WALL A	Maßstab/Scale	1:50
Profil/Profile	44x135	Datum/Date	15.06.2022
Zeichner/Drafter	SRM	File	4416420.dwg



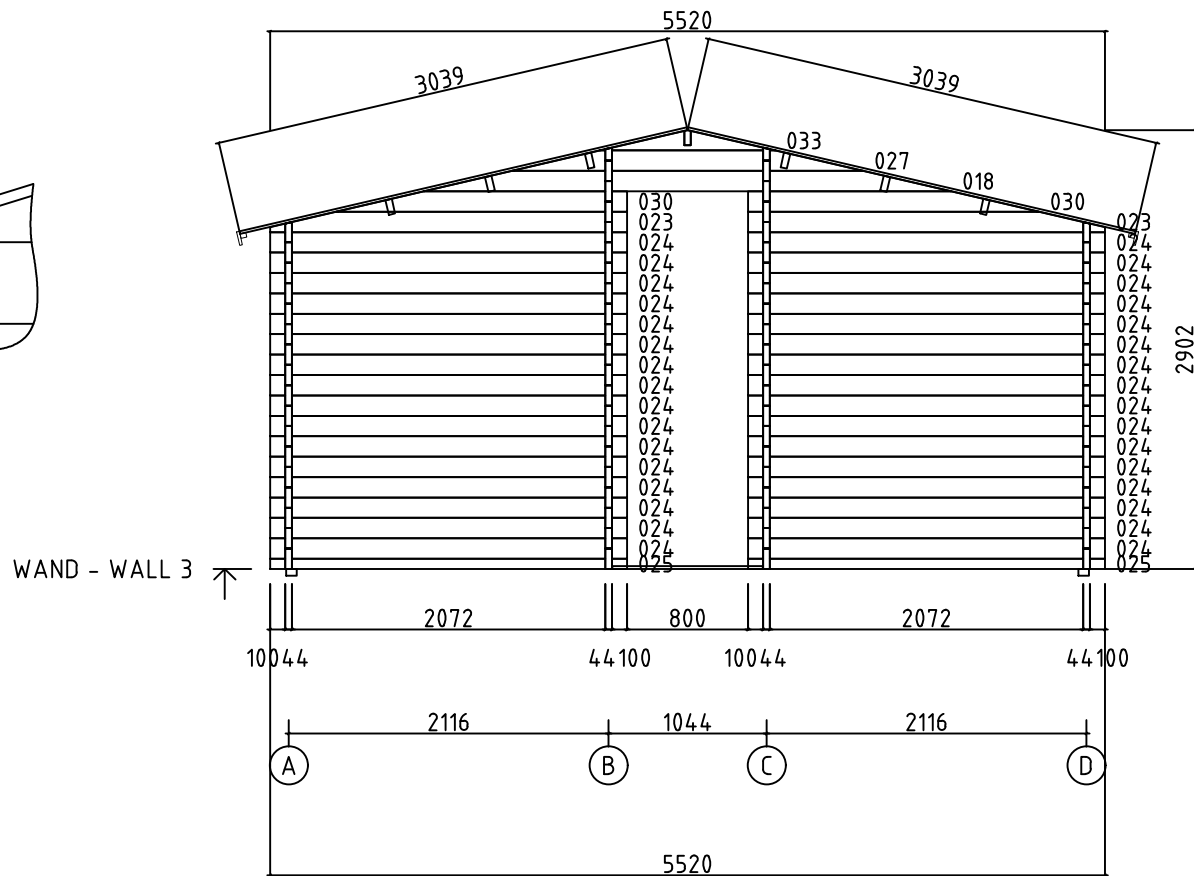
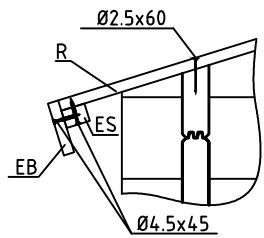
WAND - WALL D ↑



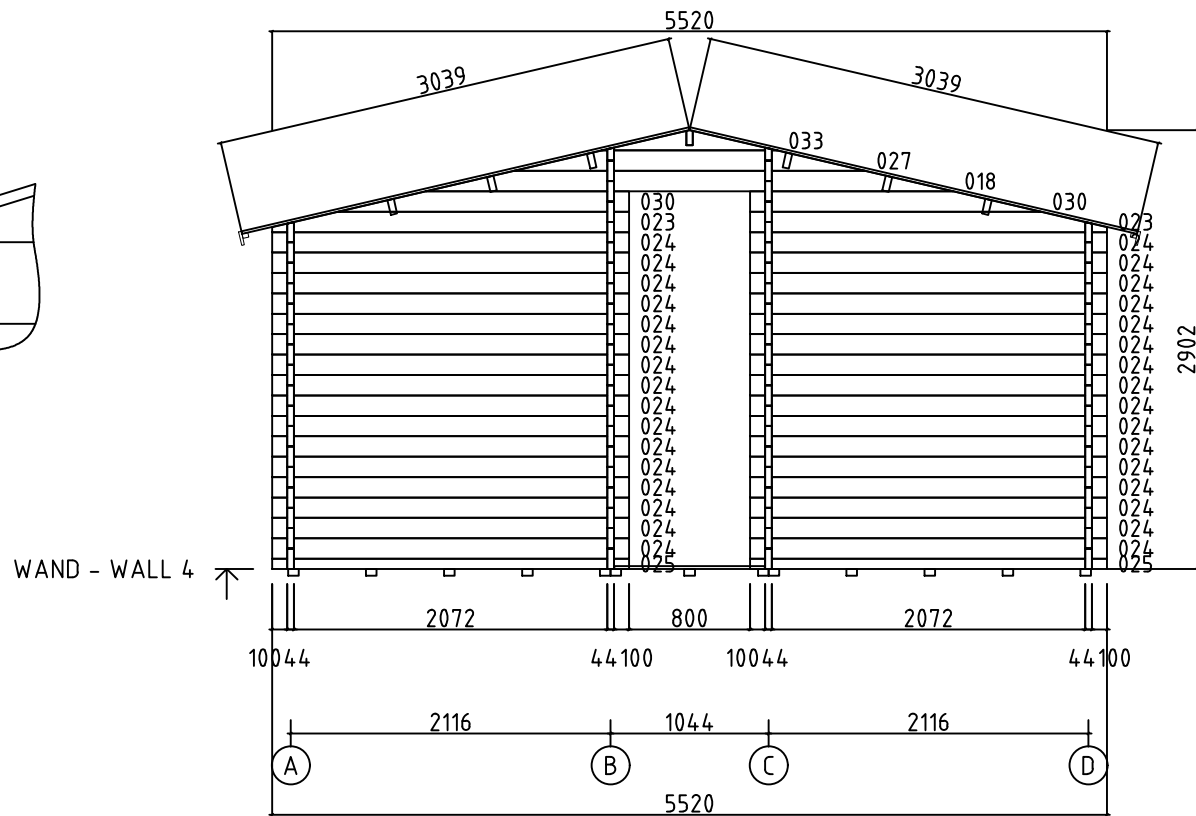
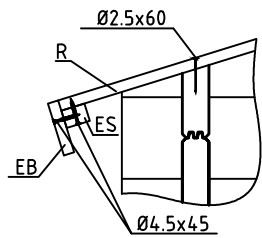
Model	4416420	Seite/Page	5
Zeichnung/Drawing	WAND - WALL D	Maßstab/Scale	1:50
Profil/Profile	44x135	Datum/Date	15.06.2022
Zeichner/Drafter	SRM	File	4416420.dwg



Model	4416420	Seite/Page	7
Zeichnung/Drawing	WAND - WALL 2	Maßstab/Scale	1:50
Profil/Profile	44x135	Datum/Date	15.06.2022
Zeichner/Drafter	SRM	File	4416420.dwg




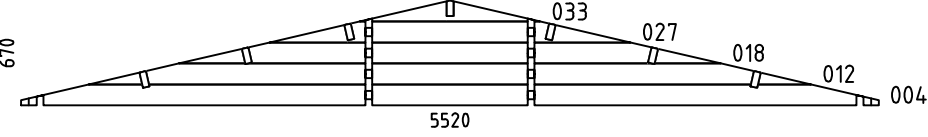
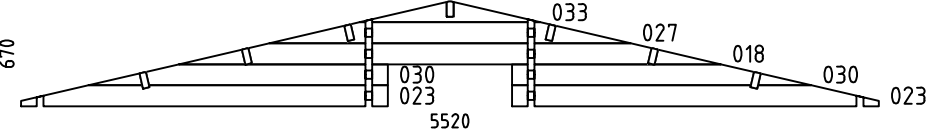
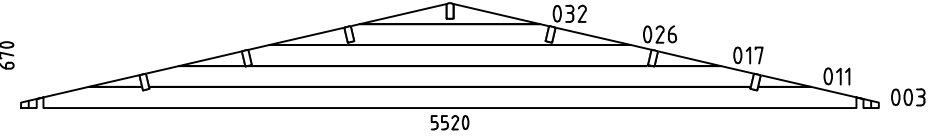








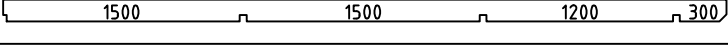


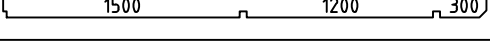
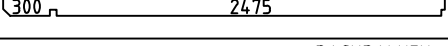
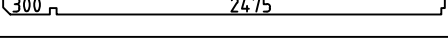


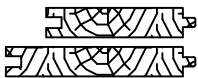
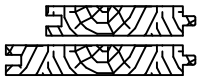




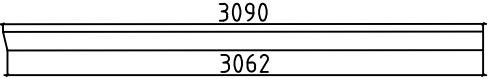

















Model	4416420	Seite/Page	8
Zeichnung/Drawing	WAND - WALL 3	Maßstab/Scale	1:50
Profil/Profile	44x135	Datum/Date	15.06.2022
Zeichner/Drafter	SRM	File	4416420.dwg



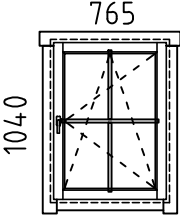
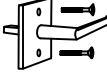
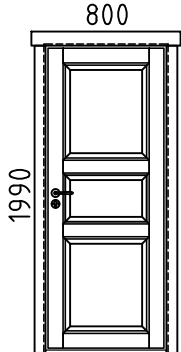
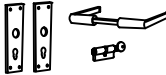
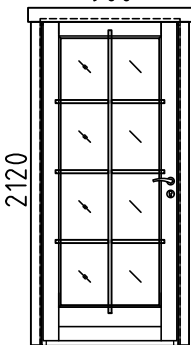
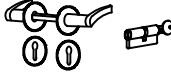



Model	4416420	Seite/Page	9
Zeichnung/Drawing	WAND - WALL 4	Maßstab/Scale	1:50
Profil/Profile	44x135	Datum/Date	15.06.2022
Zeichner/Drafter	SRM	File	4416420.dwg

Pos	Bestimmung-Specification 4416420	Stck Pcs.	Profil Profile (mm)	Länge Length (mm)
001		1	44x135	5851
002		12	44x135	5729
005		8	44x135	5520
006		1	44x68	5520
007		1	44x135	5520
008		8	44x135	5315
009		1	44x135	4654
010		1	44x135	4654
013		1	44x86	4576
014		10	44x135	4576
015		1	44x86	4576
016		12	44x135	4454
019		1	44x135	2841
020		1	44x135	2841
021		12	44x135	2641
022		16	44x135	2373
024		96	44x135	2360
025		6	44x68	2360
028		2	44x68	2305
029		30	44x135	2305
031		12	44x135	1366
034		8	44x135	1005
035		30	44x135	734

Pos	Bestimmung-Specification 4416420	Stck Pcs.	Profil Profile (mm)	Länge Length (mm)	
036		30	44x135	584	
037		30	44x135	489	
038		30	44x135	339	
W1-1		1	44x670	5520	
W2-1 W3-1 W4-1		1 1 1	44x670	5520	
W5-1		1	44x670	5520	
SH	SCHLAGHOLZ - HAMMER BLOCK 4.4 MM 	2	44x135	300	
FBI1	FUNDAMENTHOLZ (IMM) - FOUNDATION BEAM (IMM) 	2	70x45	5624	
FBI5	FUNDAMENTHOLZ (IMM) - FOUNDATION BEAM (IMM) 	3	70x45	5170	
FBI3	FUNDAMENTHOLZ (IMM) - FOUNDATION BEAM (IMM) 	11	70x45	3975	
FBI4	FUNDAMENTHOLZ (IMM) - FOUNDATION BEAM (IMM) 	11	70x45	2700	
FBI2	FUNDAMENTHOLZ (IMM) - FOUNDATION BEAM (IMM) 	2	70x45	1261	
FBI6	FUNDAMENTHOLZ (IMM) - FOUNDATION BEAM (IMM) 	16	70x45	446	
FBI7	FUNDAMENTHOLZ (IMM) - FOUNDATION BEAM (IMM) 	4	70x45	417	
RB6	DACHBALKEN - ROOF BEAM 	1	43x140	4654	
RB4	DACHBALKEN - ROOF BEAM 	2	43x140	4654	
RB1	DACHBALKEN - ROOF BEAM 	4	43x140	4385	
RB2	DACHBALKEN - ROOF BEAM 	4	43x140	3110	
RB5	DACHBALKEN - ROOF BEAM 	1	43x140	2841	
RB3	DACHBALKEN - ROOF BEAM 	2	43x140	2841	
Name	4416420	Datum/Date	15.06.2022	Seite/Page	2/4

Pos	Bestimmung-Specification 4416420		Stck Pcs.	Profil Profile (mm)	Länge Length (mm)
R-1	DACHBRETT-ROOFBOARD	88mm or-oder 114mm	 171+2 132+2	88x18 114x18	3040
F-1	FUSSBODENBRETTER-FLOOR BOARDS	88mm or-oder 114mm	 28+1 22+1	88x18 114x18	5230
F-2	FUSSBODENBRETTER-FLOOR BOARDS	88mm or-oder 114mm	 96 78	88x18 114x18	2065
F-3	FUSSBODENBRETTER-FLOOR BOARDS	88mm or-oder 114mm	 49 38	88x18 114x18	995
FF-1	FUSSBODENLEISTEN FLOOR STRIPS		 	18x35	69.0 lfm/rm
GB-1	GIEBELLEISTE - GABLE MOULDING	13.1°	 3090 3062	4	18x120 3090
EB-1	TRAUFBRETT - EAVES BOARD			4	18x90 3748
ES-1	TRAUFELEISTE - EAVES STRIPS			4	30x40 3748
GS-1	GIEBELDECKLEISTE - GABLE COVER STRIPS			4	18x70 3090
DB	GIEBELSEGMENT - GABLE DIAMOND			2	18x90 200
WBM	WANDBOHLN BEFESTIGUNG METALLE - WALLBEAMS CONNECTING METAL			26	25X25
RCM	DACHBALKEN BEFESTIGUNGSMETALLE - ROOFBEAMS CONNECTING METAL M6 200MM			7	
SJ-1	GEWINDESTANGE M10 - TREADED ROD M10			4	2300
HS	SCHRAUBEN FÜR GIEBELSEGMENT -SCREW FOR GABLE DIAMOND DB			4	Ø3.5X35
HS	SCHRAUBEN FÜR WANDBOHLN BEFESTIGUNG METALLESCREW - SCREWS FOR WALLBEAMS CONNECTING METAL WBM			104	Ø3.5X35
HS	SCHRAUBEN FÜR GIEBELLEISTE - SCREWS FOR GABLE MOULDING GB			24	Ø4.5X45
HS	SCHRAUBEN FÜR TRAUFBRETT - SCREWS FOR EAVES BOARD EB			32	Ø4.5X45
HS	SCHRAUBEN FÜR TRAUFELEISTE - SCREWS FOR EAVES STRIPS ES			32	Ø4.5X45
HS	SCHRAUBEN FÜR GIEBELDECKLEISTEN - SCREWS FOR GABLE COVER STRIPS GS			24	Ø4.5X45
HS	SCHRAUBEN FÜR 1. BOHLENREIHE - SCREWS FOR 1. WALL BEAM			16	Ø5.0X120
HS	SCHRAUBEN FÜR FUNDAMENTHOLZ (IMM) - SCREWS FOR FOUNDATION BEAM (IMM) FB			196	Ø5.0X120
HS	SCHRAUBEN FÜR DACHBALKEN - SCREWS FOR ROOF BEAM RB			37	Ø6X160
NF	NÄGEL FÜR DACHBRETT - NAILS FOR ROOF BOARDS R			1320	Ø2.5X60
Name	4416420		Datum/Date	15.06.2022	Seite/Page 3/4

Pos	Bestimmung-Specification 4416420		Stck Pcs.	Profil Profile (mm)	Länge Length (mm)
NF	NÄGEL FÜR FUSSBODENBRETTER - NAILS FOR FLOOR BOARDS F		1500	Ø2.5X60	
NF	NÄGEL FÜR FUSSBODENLEISTE - NAILS FOR FLOOR STRIPS FF1		150	Ø2X40	
	FENSTER - WINDOW, AST PRE <div style="text-align: center;">  <p>765 1040</p> </div>	RIGHT HANDED/DIN RECHTS	2	765x1040	
AMV	FENSTERGRIFF - WINDOW HANDLE FITTINGS		2		
	TÜR - DOOR, AST <div style="text-align: center;">  <p>800 1990</p> </div>	RIGHT HANDED/DIN RECHTS DIN LINKS/LEFT HANDED	3 3	800x1990	
UMV	TÜRGRIFF (AST) - DOOR HANDLE FITTINGS (AST)		6		
	TÜR - DOOR, AST PRE <div style="text-align: center;">  <p>900 2120</p> </div>	DIN LINKS/LEFT HANDED	1	900x2120	
UMV	TÜRGRIFF UND TÜRCYLINDER SET (AST PRE) - SET OF DOOR HANDLE AND CORE (AST PRE)		1		
	BITTE SELBER ANPASSEN (FALLS NÖTIG)! - CUT INTO LENGTH ON SITE (IF NEEDED)!				
Name	4416420	Datum/Date	15.06.2022	Seite/Page	4/4