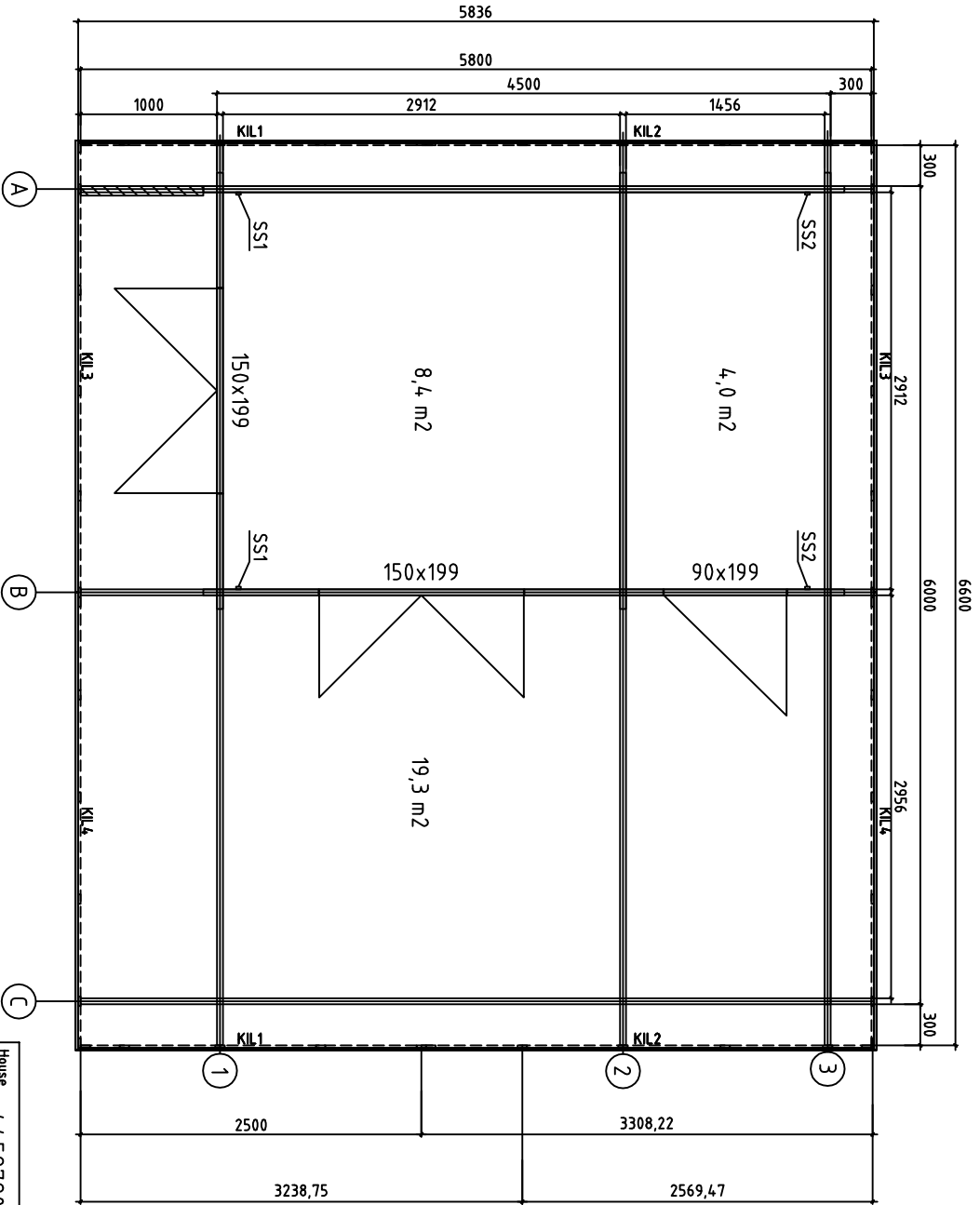


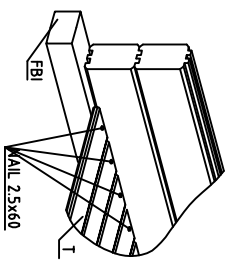
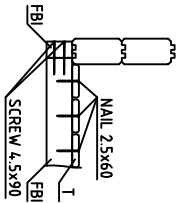
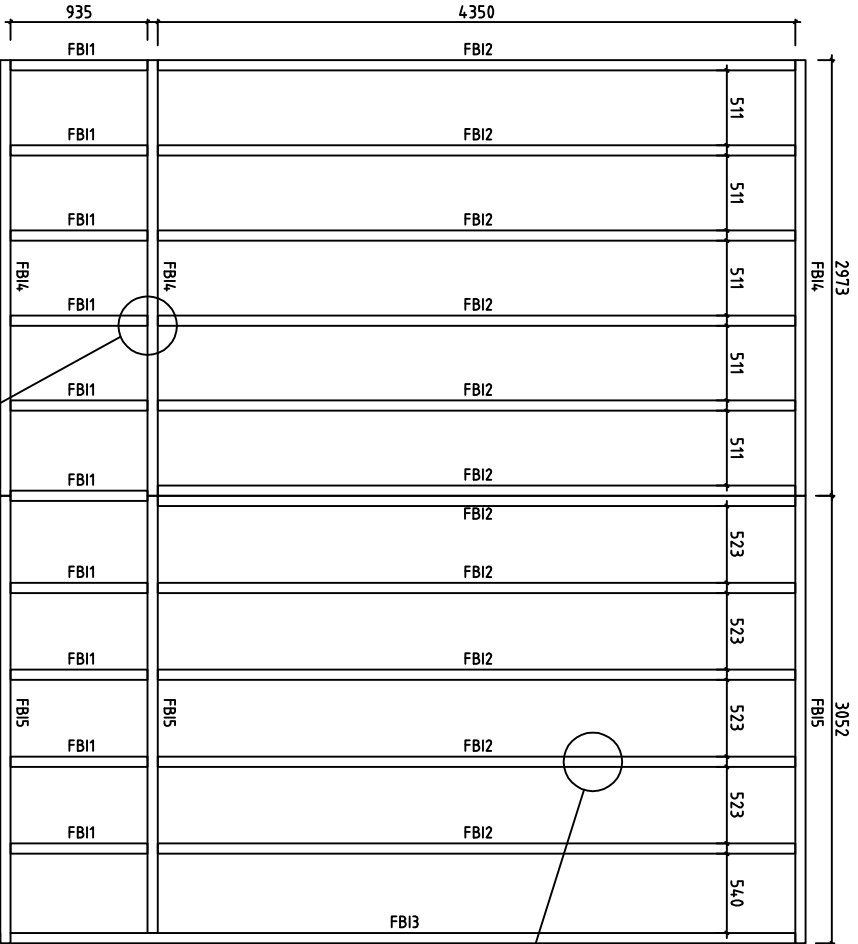
Date rev. Description

V 1.0

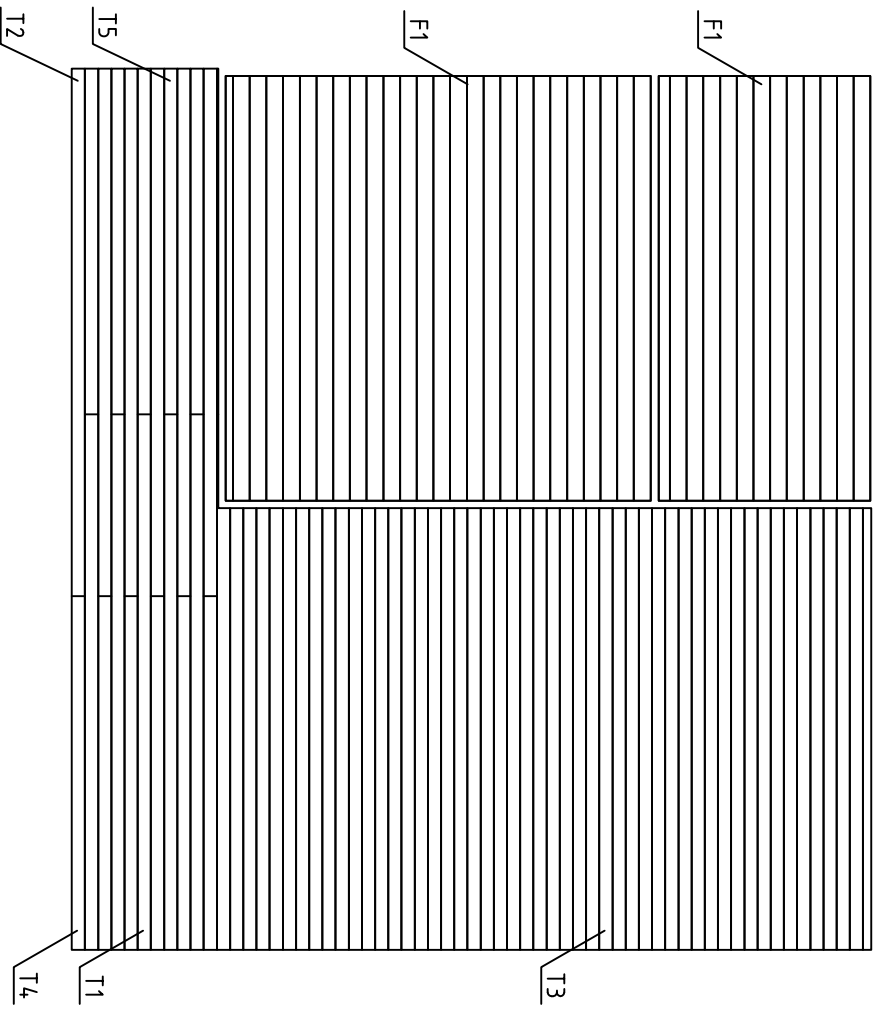
House	4458720	Sheet	1
Drawing	3D	Scale	
Material	44x135	Date	31.10.2022
Drawer	K.K.	File	4458720 3D.dwg



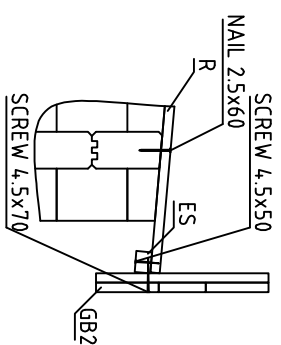
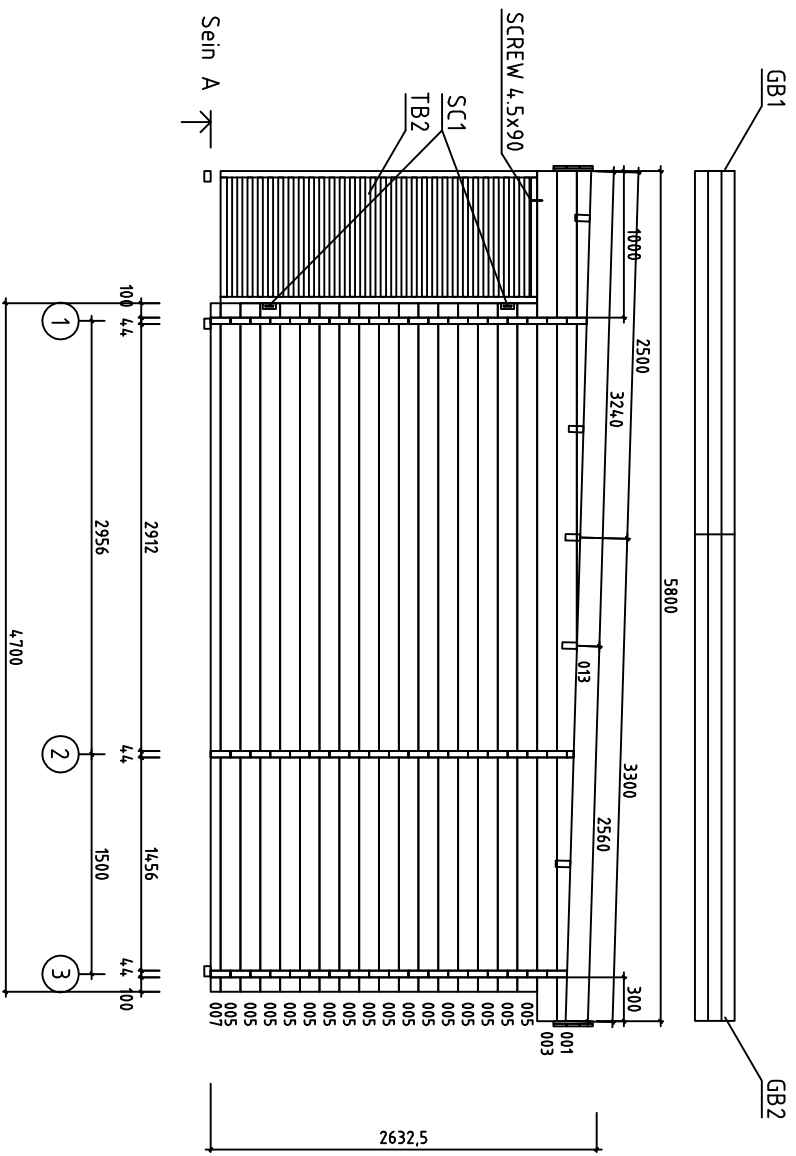
House	4458720	Sheet	2
Drawing	GRUNDPLAN-GRUNDPLAN-PLAN	Scale	1:50
Material	44x135	Date	31.10.2022
Drawer	K.K.	File	4458720.dwg



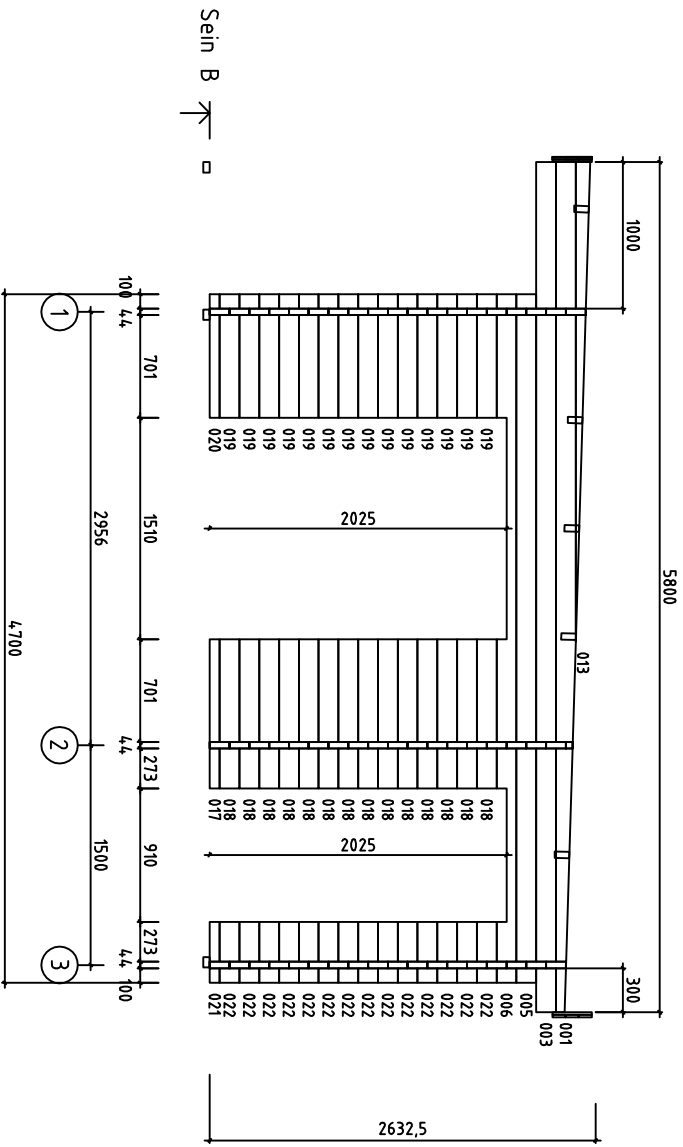
House	4458720	Sheet	3
Drawing	FLOORBEAMS-FUSSBODENBALKEN-VLOERBALKEN	Scale	1:50
Material	70x45	Date	31.10.2022
Drawer	K.K.	File	4458720.dwg



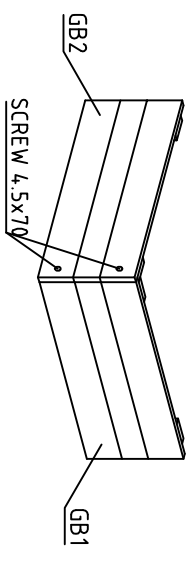
House	4458720	Sheet	4
Drawing	FLOORBOARD-FUSSBODENBRETT-VLOERPLANK	Scale	1:50
Material	18x90	Date	31.10.2022
Drawer	K.K.	File	4458720.dwg




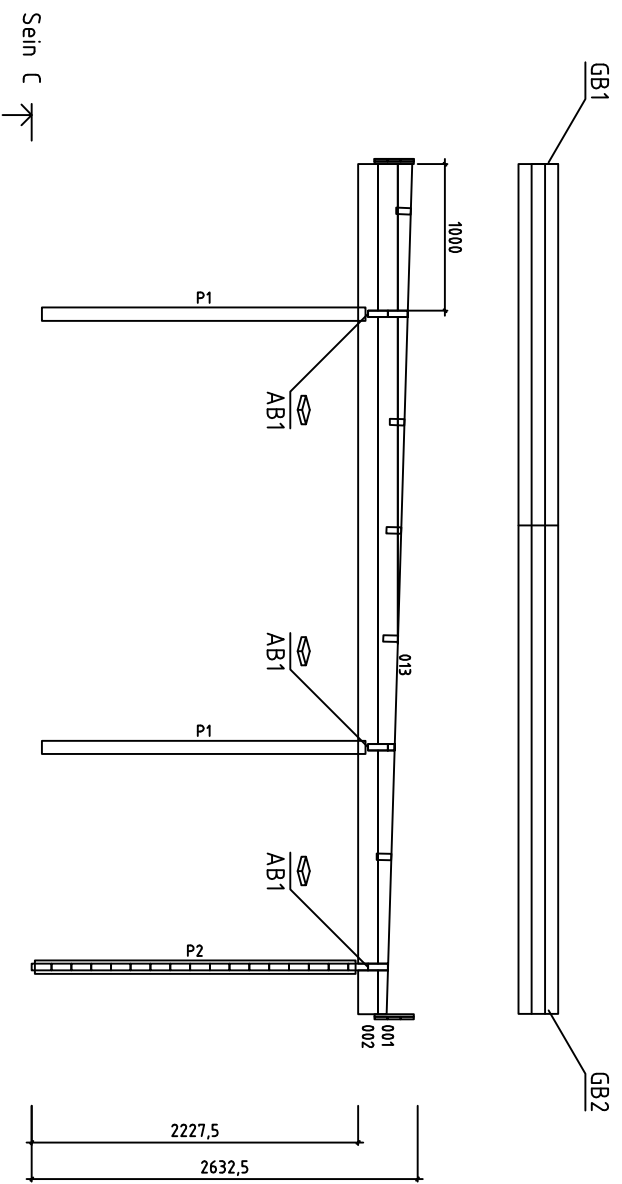
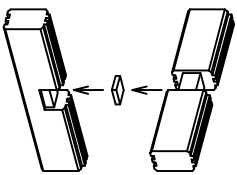
House	4458720	Sheet	5
Drawing	SEIN A	Scale	1:50
Material	44x135	Date	31.10.2022
Drawer	K.K.	File	4458720.dwg



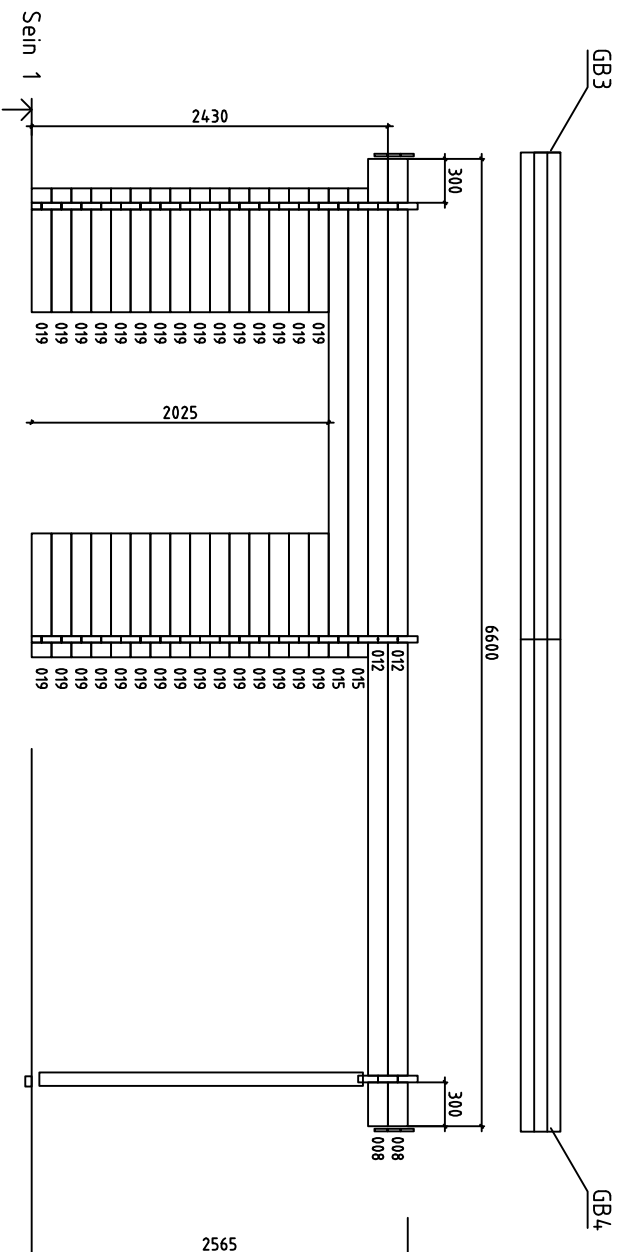
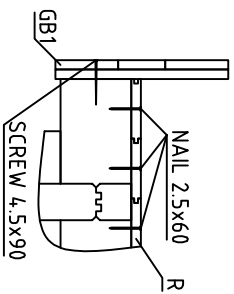
Sein B



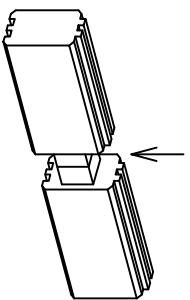
House	4458720	Sheet	6
Drawing	SEIN B	Scale	1:50
Material	44x135	Date	31.10.2022
Drawer	K.K.	File	4458720.dwg



House	4458720	Sheet	7
Drawing	SEIN C	Scale	1:50
Material	44x135	Date	31.10.2022
Drawer	K.K.	File	4458720.dwg



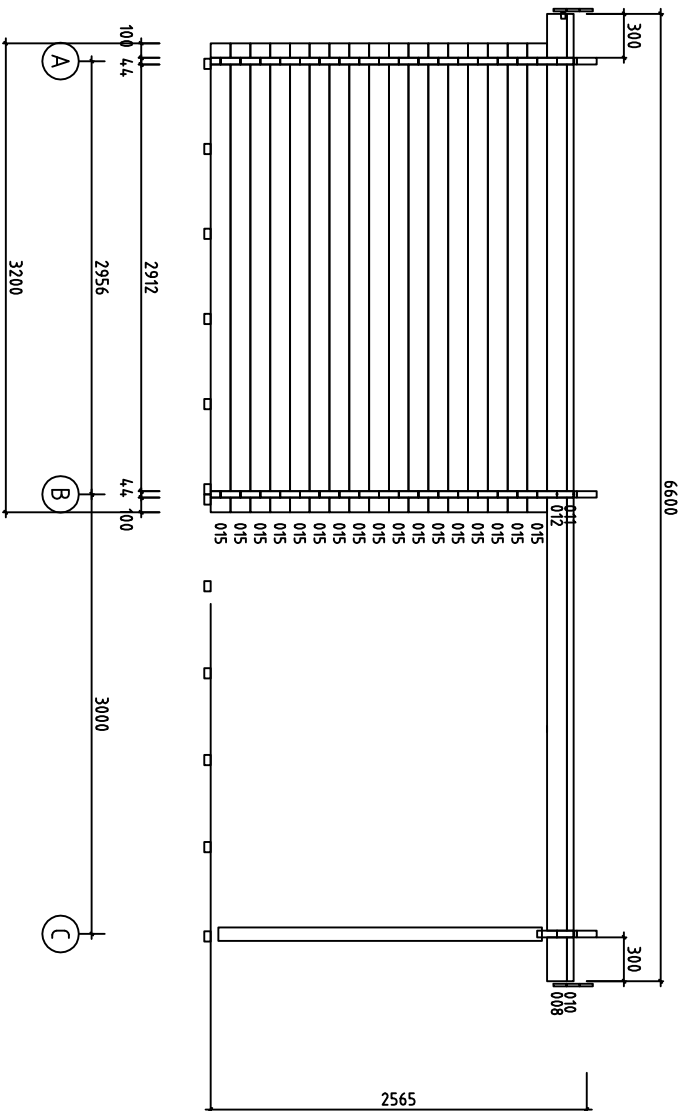
SCREW 3.5x35
4 x



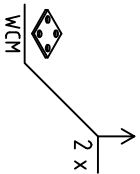
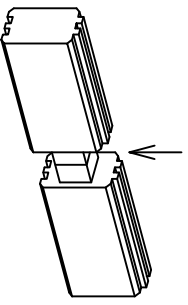
WCM
2 x

House	4458720	Sheet	8
Drawing	SEIN 1	Scale	1:50
Material	44x135	Date	31.10.2022
Drawer	K.K.	File	4458720.dwg

Sein 2 ↗

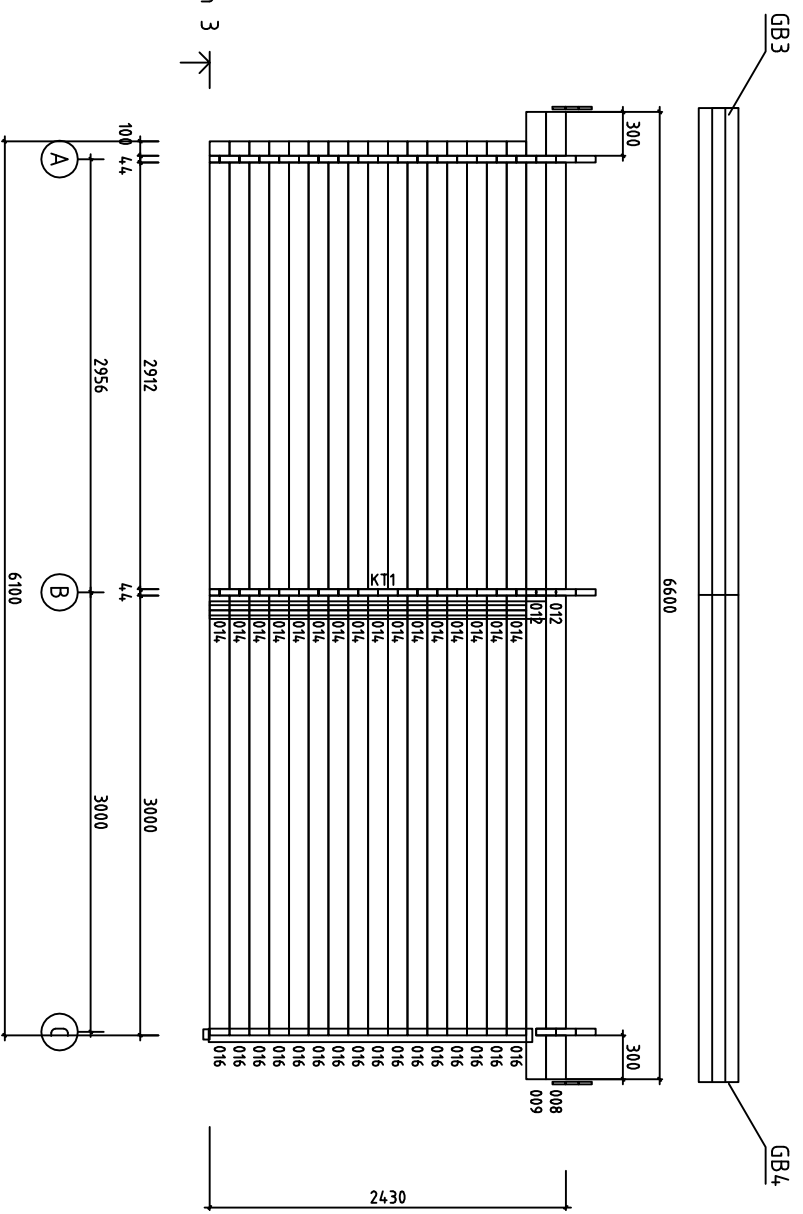


SCREW 3.5X35
4 x



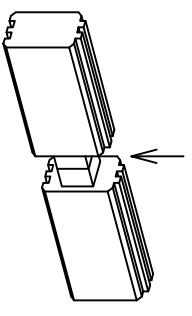
House	4458720	Sheet	9
Drawing	SEIN 2	Scale	1:50
Material	44x135	Date	31.10.2022
Drawer	K.K.	File	4458720.dwg

Sein 3 ↗

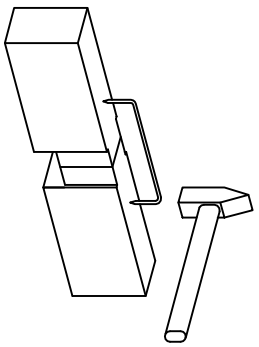
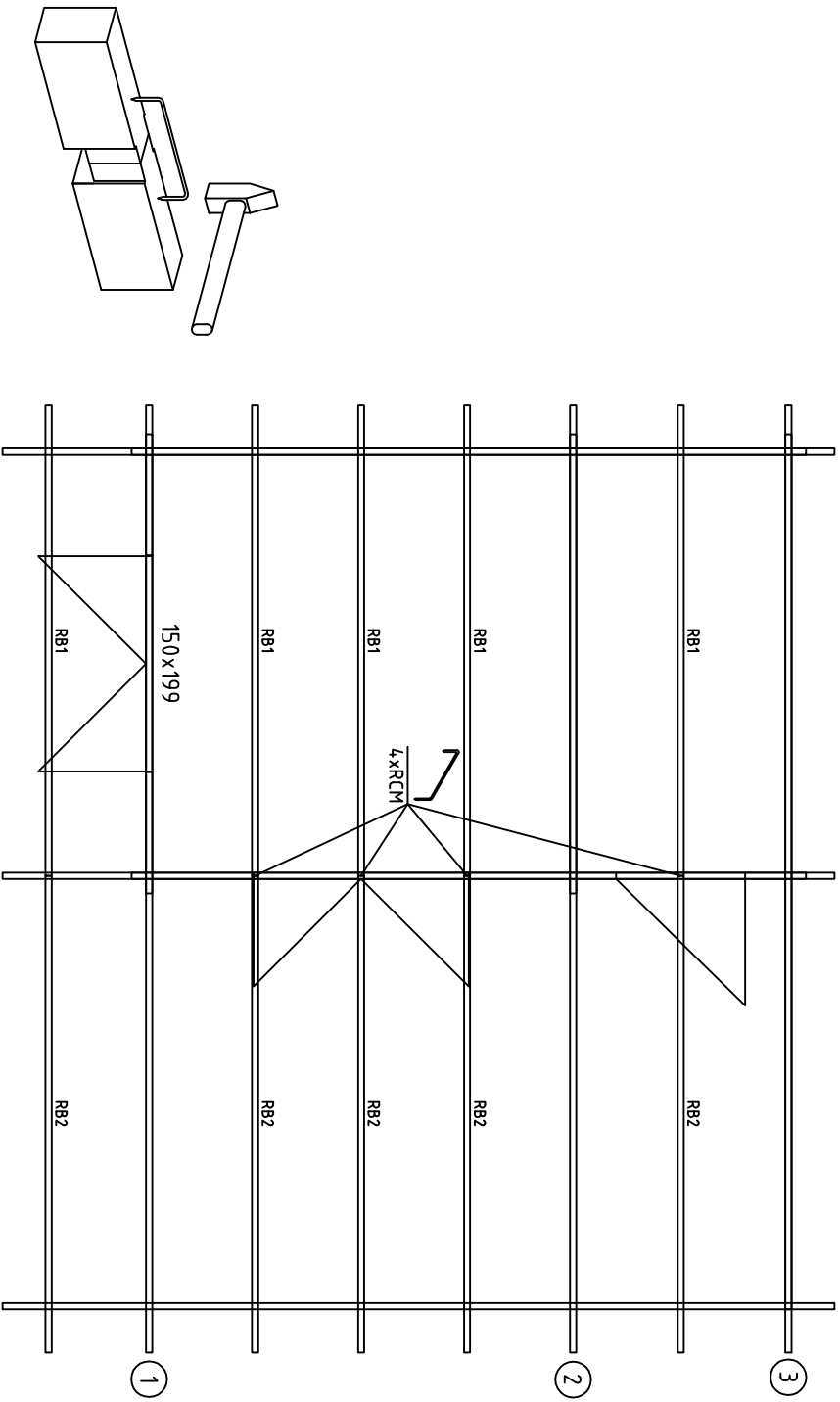


SCREW 3,5X35
4 x

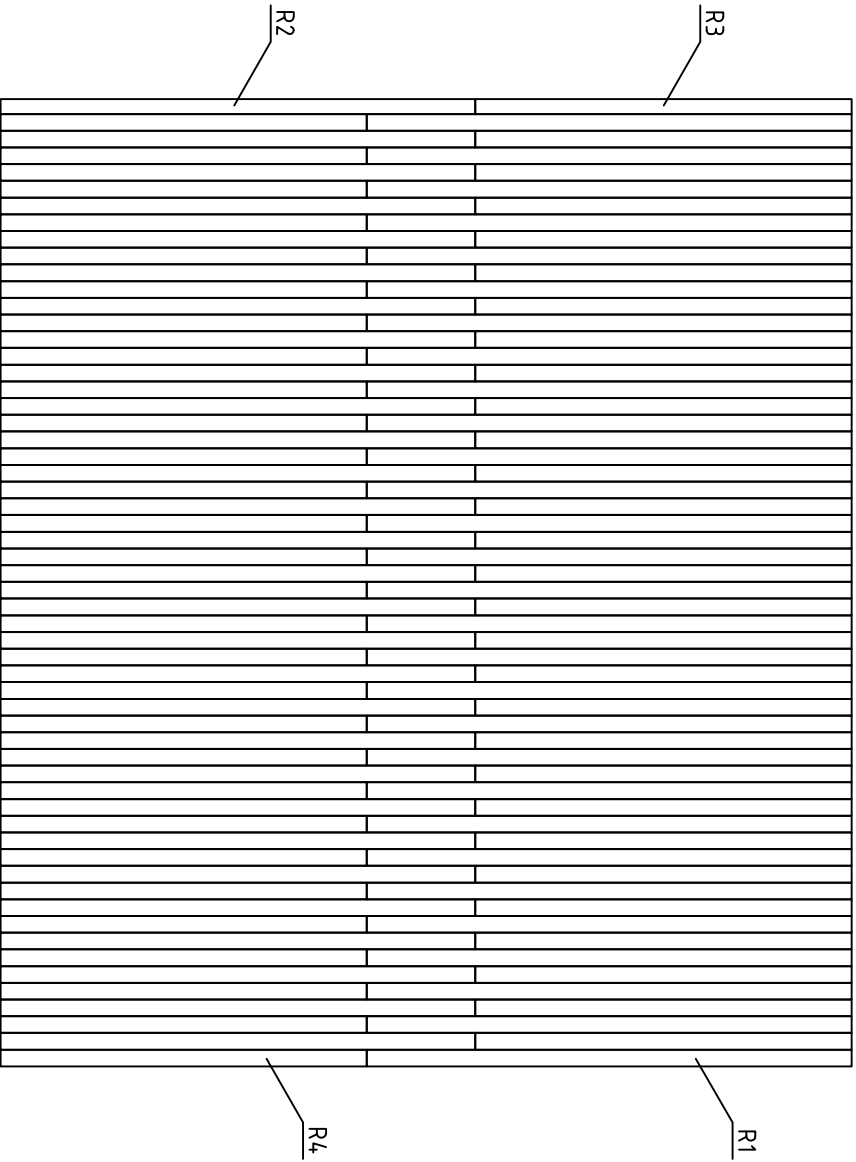
WCM
2 x



House	4458720	Sheet	10
Drawing	SEIN 3	Scale	1:50
Material	44x135	Date	31.10.2022
Drawer	K.K.	File	4458720.dwg
















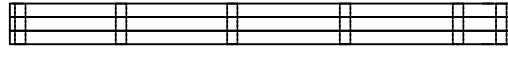
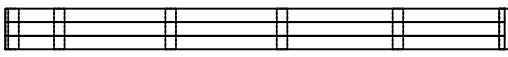


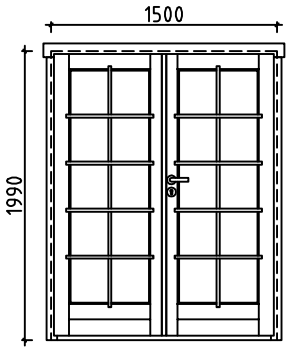
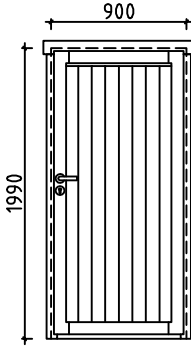
House	4458720	Sheet	11
Drawing	ROOFBEAMS-DACHBALKEN-DAKBALK	Scale	1:50
Material	43x140	Date	31.10.2022
Drawer	K.K.	File	4458720.dwg








House	4458720	Sheet	12
Drawing	ROOFBOARD-DACHBRETT-DACKPLANK	Scale	1:50
Material		Date	31.10.2022
Drawer	K.K.	File	4458720.dwg

Pos	4458720	Pcs.	Profil (mm)	L (mm)
004	100 4556 SPARE BEAM-ERZATZBOHLE-VOORRAADPLANK	1	44x135	4700
005	100 2912 1456 100	17	44x135	4700
006	100 2912 1456 100	1	44x135	4700
007	100 2912 1456 100	1	44x68	4700
008	2956 300	4	44x135	3322
009	2956 300	1	44x135	3322
010	2956 300	1	44x47	3322
011	300 2912	1	44x47	3278
012	300 2912	5	44x135	3278
014	100 2912 100	16	44x135	3200
015	100 2912 100	19	44x135	3200
016		16	44x135	2900
017	701 273	1	44x68	1018
018	701 273	14	44x135	1018
019	701 100	44	44x135	845
020	100 701	1	44x68	845
021	273 100	1	44x68	417
022	273 100	14	44x135	417
WA-1	369 013 5800 001 003	1	44x369	5800
WB-1	369 013 5800 001 003	1	44x369	5800
WC-1	369 013 5800 001 002	1	44x369	5800
FBI3	FLOORBEAMS-FUSSBODENBALKEN-VLOERBALKEN IMM	1	70x45	5495
FBI2	FLOORBEAMS-FUSSBODENBALKEN-VLOERBALKEN IMM	11	70x45	4350
FBI5	FLOORBEAMS-FUSSBODENBALKEN-VLOERBALKEN IMM	3	70x45	2982
FBI4	FLOORBEAMS-FUSSBODENBALKEN-VLOERBALKEN IMM	3	70x45	2973
House 4458720		Material	File 4458720.dwg	Sheet 13

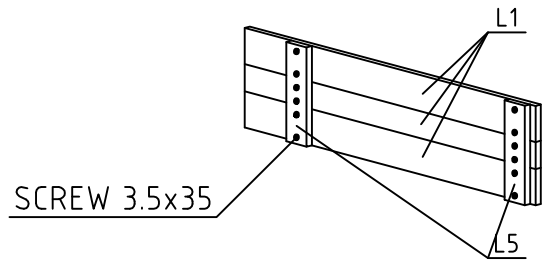

Pos	4458720			Pcs.	Profil (mm)	L (mm)
FBI1	FLOORBEAMS-FUSSBODENBALKEN-VLOERBALKEN			IMM	10	70x45 935
P1	POST-PFÖSTEN-STÜT				2	90x90 2210
P2	POST-PFÖSTEN-STÜT				1	90x90 2190
RB2	ROOFBEAMS-DACHBALKEN-DAKBALK				5	43x140 3322
RB1	ROOFBEAMS-DACHBALKEN-DAKBALK				5	43x140 3278
F1	FLOORBOARD-FUSSBODENBRETT-VLOERPLANK		or-oder-of	51+1 39+1	18x88 18x114	2900
T1	TERRACE BOARD-TERRASSENBRETT-TERRASSPLANK		IMM	6+1	90x19	3670
T2	TERRACE BOARD-TERRASSENBRETT-TERRASSPLANK		IMM	6	90x19	3600
T3	TERRACE BOARD-TERRASSENBRETT-TERRASSPLANK		IMM	49+1	90x19	3030
T4	TERRACE BOARD-TERRASSENBRETT-TERRASSPLANK		IMM	6	90x19	2430
T5	TERRACE BOARD-TERRASSENBRETT-TERRASSPLANK		IMM	6	90x19	2360
R1	ROOFBOARD-DACHBRETT-DAKPLANK		or-oder-of	38+1 29+1	18x88 18x114	3300
R2	ROOFBOARD-DACHBRETT-DAKPLANK		or-oder-of	38+1 29+1	18x88 18x114	3240
R3	ROOFBOARD-DACHBRETT-DAKPLANK		or-oder-of	38 29	18x88 18x114	2570
R4	ROOFBOARD-DACHBRETT-DAKPLANK		or-oder-of	38 29	18x88 18x114	2500
FF1	FLOOR FILLET-FUSSBODENLEISTE-VLOERPLINT				18x35	20.5
SS1	STORM SLAT-STURMLEISTE-STORMLIJST			2	18x35	2450
SS2	STORM SLAT-STURMLEISTE-STORMLIJST			2	18x35	2320
AB1	ASSEMBLING BOARD-MONTAGE BOARD-MONTAGE PLANK			3	15x30	30
GB1	ASSEMBLY REQUIRED-MONTAGE ERFORDERLICH-MONTAGE VEREIST			2	36x270	2553
GB2	ASSEMBLY REQUIRED-MONTAGE ERFORDERLICH-MONTAGE VEREIST			2	36x270	3318
GB3	ASSEMBLY REQUIRED-MONTAGE ERFORDERLICH-MONTAGE VEREIST			2	36x270	3349
House 4458720		Material	File 4458720.dwg	Sheet 14		

Pos	4458720	Pcs.	Profil (mm)	L (mm)
	<p>DOUBLEDOOR-DOPPELTÜR-DUBBELE DEUR (right-rechts-rechts) AST_PRE P</p>  <p>DOOR-TÜR-DEUR (right-rechts-rechts) AST_PRE P</p> 	<p>2</p> <p>2</p> <p>2</p> <p>2</p> <p>4</p> <p>1</p> <p>1</p> <p>1</p>	<p>1500</p> <p>900</p>	<p>1990</p> <p>1990</p>

Pos	Assembly Instructions-Montageanleitungen-Montage-instructies	Pcs	Profile (mm)	L (mm)
L1	BOARD-BRETT-BORD 	6	18x90	2553
L2	BOARD-BRETT-BORD 	6	18x90	3318
L3	BOARD-BRETT-BORD 	6	18x120	3314
L4	BOARD-BRETT-BORD 	6	118x90	3358
L5	BOARD-BRETT-BORD 	46	18x70	270

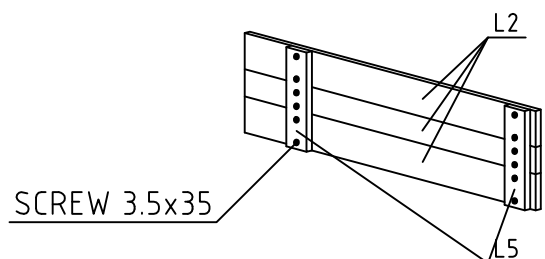

GB1

2 36x270 2553



GB2

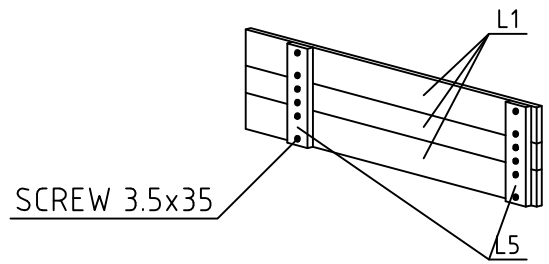
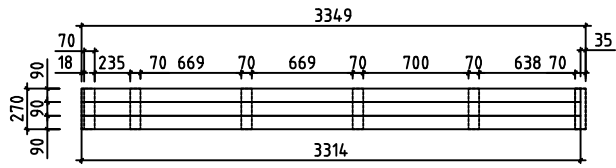
2 36x270 3318



Pos	Assembly Instructions-Montageanleitungen-Montage-instructies	Pcs	Profile (mm)	L (mm)
-----	--	-----	--------------	--------

GB3

2 36x270 3349



GB4

2 36x270 3358

