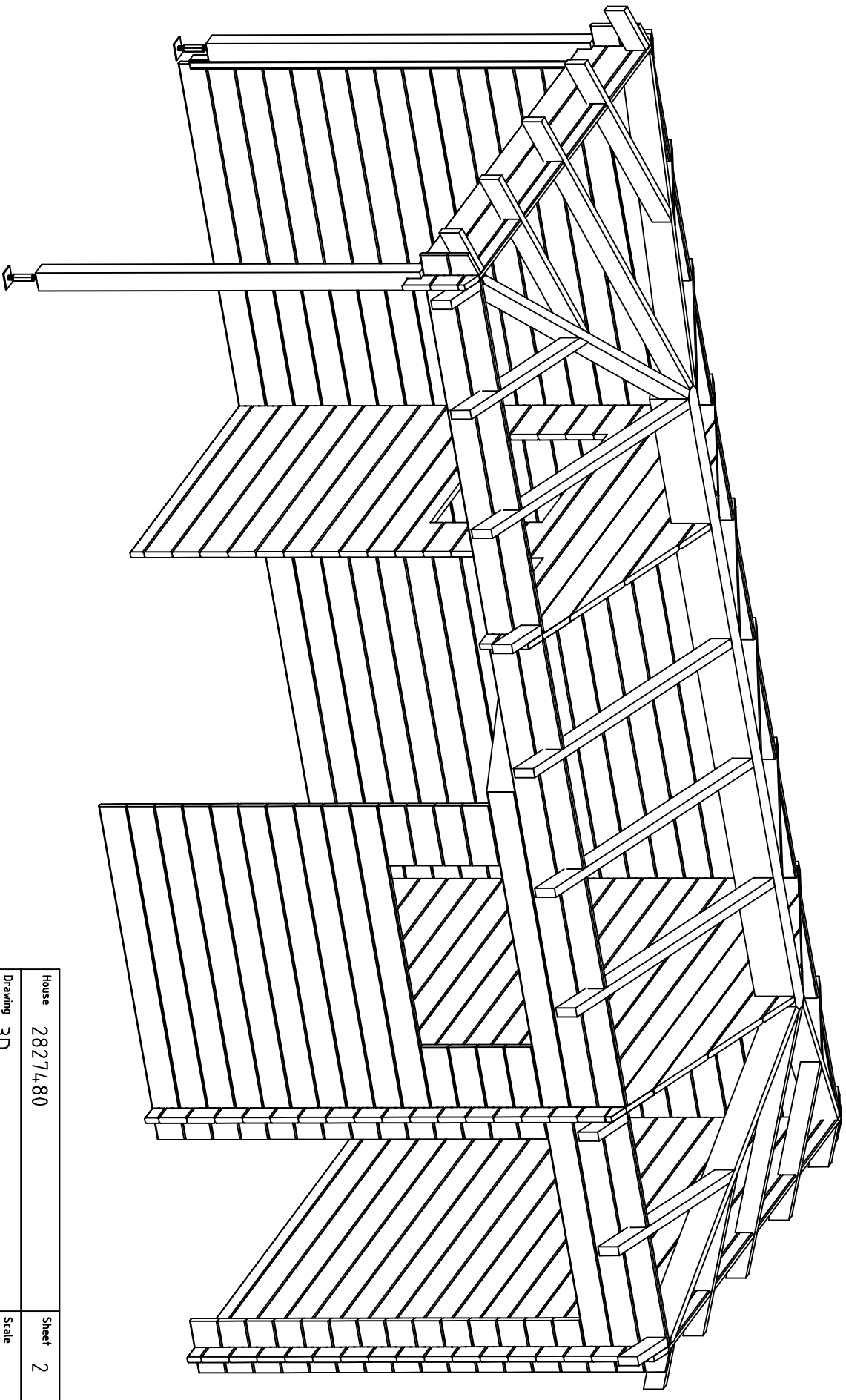


House	28274,80	Sheet	1
-------	----------	-------	---

Drawing	3D	Scale	
---------	----	-------	--

Material	28x135	Date	04.04.2024
----------	--------	------	------------

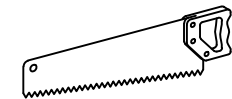


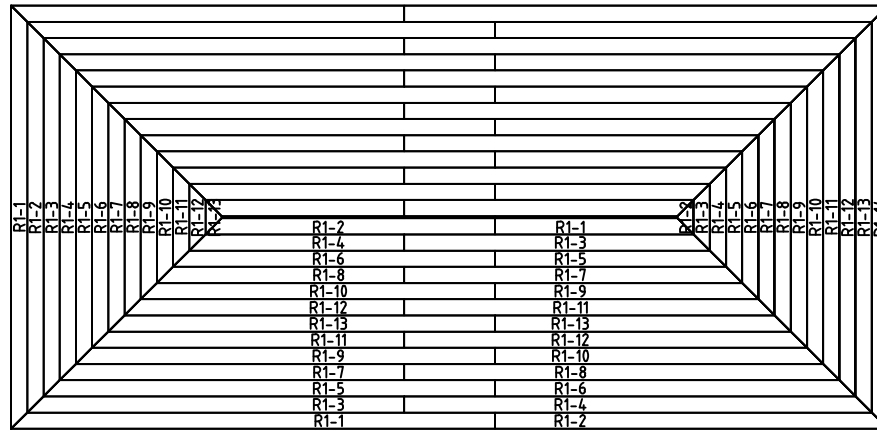
Drawer	RP	File	28274,80 3D.dwg
--------	----	------	-----------------



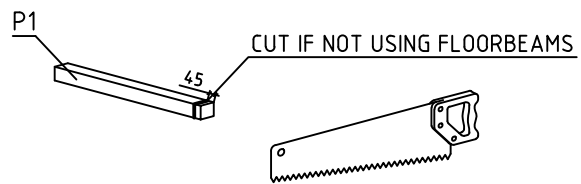
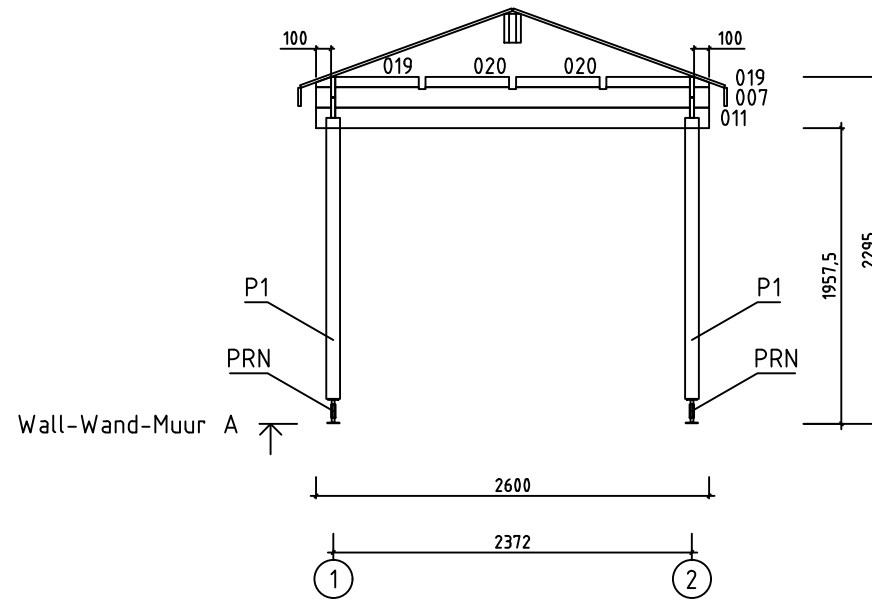
House	28274,80	Sheet	2
Drawing	3D	Scale	
Material	28x135	Date	04.04.2024
Drawer	RP	File	28274,80 3D.dwg







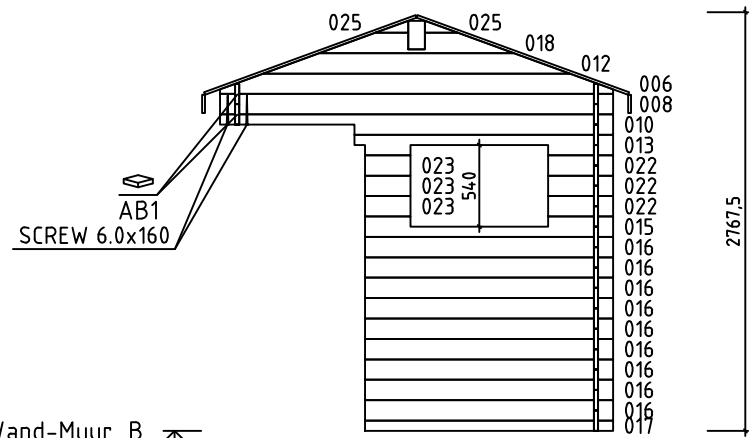
House	2827480	Sheet	5
Drawing	ROOFBOARD-DACHBRETT-DAKPLANK	Scale	1:50
Material	18x114	Date	04.04.2024
Drawer	RP	File	2827480.dwg



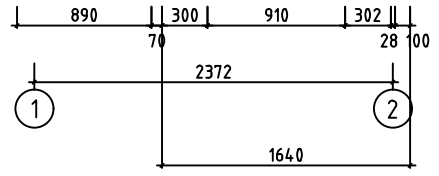
House	2827480	Sheet	6
Drawing	WALL-WAND-MUUR A	Scale	1:50
Material	28x135	Date	04.04.2024
Drawer	RP	File	2827480.dwg

FR2-1

FR2-2



Wall-Wand-Muur B ↗




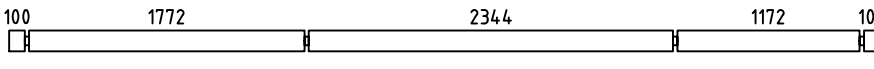
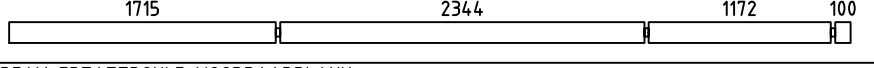

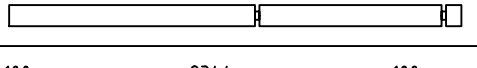
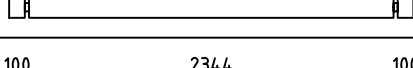
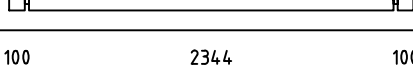

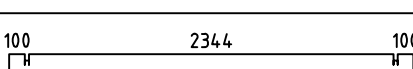

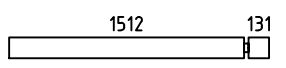
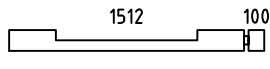


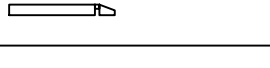
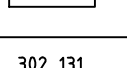
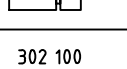




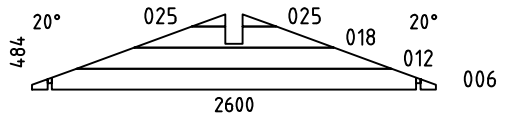


House	2827480	Sheet	7
Drawing	WALL-WAND-MUUR B	Scale	1:50
Material	28x135	Date	04.04.2024
Drawer	RP	File	2827480.dwg














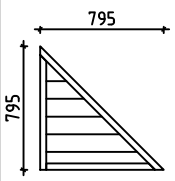













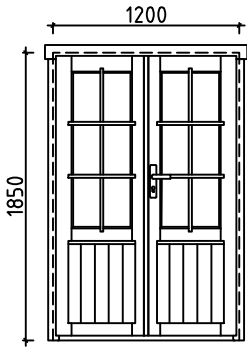





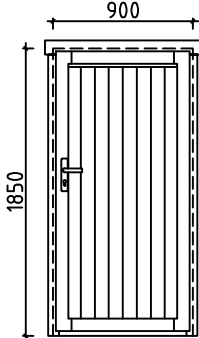


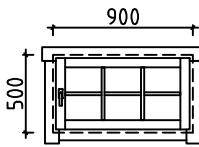
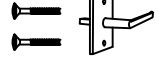







Pos	Specification-Bestimmung-Omschrijving	Pcs	Profile (mm)	L (mm)		
001	 PM	2	28x135	5600		
002		2	28x135	5600		
003		15	28x135	5415		
004	SPARE BEAM-ERZATZBOHLE-VOORRAADPLANK 	1	28x135	4400		
005		1	28x135	2910		
007		2	28x135	2600		
008		32	28x135	2600		
009		2	28x68	2600		
010		1	28x135	2600		
011		1	28x135	2600		
013		1	28x135	1710		
014		10	28x135	1671		
015		1	28x135	1640		
016		9	28x135	1640		
017		1	28x68	1640		
019		4	28x68	680		
020		4	28x68	553		
021		4	28x135	461		
022		3	28x135	430		
023		7	28x135	300		
024		14	28x135	259		
WB-1 WC-1		2	28x484	2600		
HB	HIT BLOCK-SCHLAGHÖLZER-BLAZENPLANK 	2	28x135	300		
FS2	FIXING SLAT-BEFESTIGUNGSLEISTE-BEVESTIGING PLINT 	1	45x70	1960		
House	2827480	Material	File	2827480.dwg	Sheet	12

Pos	Specification-Bestimmung-Omschrijving	Pcs	Profile (mm)	L (mm)		
FS1	FIXING SLAT-BEFESTIGUNGSLEISTE-BEVESTIGING PLINT 	1	43x140	1125		
P1	POST-PFOSTEN-STUT 	2	90x90	1905		
FR5	ROOFBEAMS-DACHBALKEN-DAKBALK 	1	110x190	3110		
FR3	RAFTER-SPARREN-DAKSPAR 	10	45x90	1464		
FR2-1	RAFTER-SPARREN-DAKSPAR 	4	45x90	878		
FR2-2	RAFTER-SPARREN-DAKSPAR 	4	45x90	878		
FR1	RAFTER-SPARREN-DAKSPAR 	12	45x90	245		
FR4	RAFTER-SPARREN-DAKSPAR 	4	43x140	1692		
R1	ROOFBOARD-DACHBRETT-DAKPLANK  or-oder-of	28+2 38+2	18x114 18x88	4800		
R2	ROOFBOARD-DACHBRETT-DAKPLANK  or-oder-of	28+2 38+2	18x114 18x88	3000		
GB1	GABLE BOARD-GIEBELLENDE-GEVELPLANK 	4	18x120	2910		
GB2	GABLE BOARD-GIEBELLENDE-GEVELPLANK 	2	18x120	2820		
AB1	ASSEMBLING BOARD-MONTAGE BOARD-MONTAGE PLANK 	2	15x20	20		
EL	ELEMENT-ELEMENTE-ELEMENTEN 	1	48x795	795		
SS1	STORM SLAT-STURMLEISTE-STORMLIJST 	7	18x35	2160		
PRN	POST REGULATOR-PFOSTEN REGLER-STUT REGELAAR 	2				
	SCREWS-SCHRAUBEN-SCHROEF FOR-FÜR-VOOR SS1 	21	Ø6.0	50		
	WASHER-SCHEIBE-SCHIJF FOR-FÜR-VOOR SS1 	21	Ø6.0	18		
	NAIL-NAGEL-NAGEL FOR-FÜR-VOOR R1 	380	Ø2.5	60		
	SCREWS-SCHRAUBEN-SCHROEF FOR-FÜR-VOOR GB1, GB2, EL, FS2, P1 	60	Ø4.5	50		
	SCREWS-SCHRAUBEN-SCHROEF FOR-FÜR-VOOR PRN 	16	Ø6.0	45		
	SCREWS-SCHRAUBEN-SCHROEF FOR-FÜR-VOOR FR1 	50	Ø4.5	70		
	SCREWS-SCHRAUBEN-SCHROEF FOR-FÜR-VOOR FS1, 019, 020 	20	Ø4.5	90		
House	2827480	Material	File	2827480.dwg	Sheet	13

Pos	Specification-Bestimmung-Omschrijving 2827480	Pcs	Profile (mm)	L (mm)
	SCREWS-SCHRAUBEN-SCHROEF FOR-FÜR-VOOR FR2-1, FR2-2 	20	Ø5.0	120
	SCREWS-SCHRAUBEN-SCHROEF 001 FOR-FÜR-VOOR FR2-1, FR2-2, FR3, FR4, FR5 	60	Ø6.0	160
	DOUBLEDOR-DOPPELTÜR-DUBBELE DEUR (right-rechts-rechts) AST_PL 	P	1200	1850
		1		
		1		
		1		
		6		
		2		
	DOOR-TÜR-DEUR (right-rechts-rechts) AST_PL 	P	900	1850
		1		
		1		
	WINDOW-FENSTER-VENSTER (1x right-rechts-rechts; 1x left-links-links) AST 	P+V	900	500
		4		
		2		
House 2827480	Material	File 2827480.dwg	Sheet 14	

#001	1,2	5600	2
#002	1,2	5600	2
#003	2	5415	15
#004		4400	1
#005	1	2910	1
#006	B,C	2600	2
#007	A,D	2600	2
#008	B,C,D	2600	32
#009	C,D	2600	2
#010	B	2600	1
#011	A	2600	1
#012	B,C	2029	2
#013	B	1710	1
#014	1	1671	10
#015	B	1640	1
#016	B	1640	9
#017	B	1640	1
#018	B,C	1287	2
#019	A,D	680	4
#020	A,D	553	4
#021	1	461	4
#022	B	430	3
#023	1,B	300	7
#024	1	259	14
#025	B,C	218	4