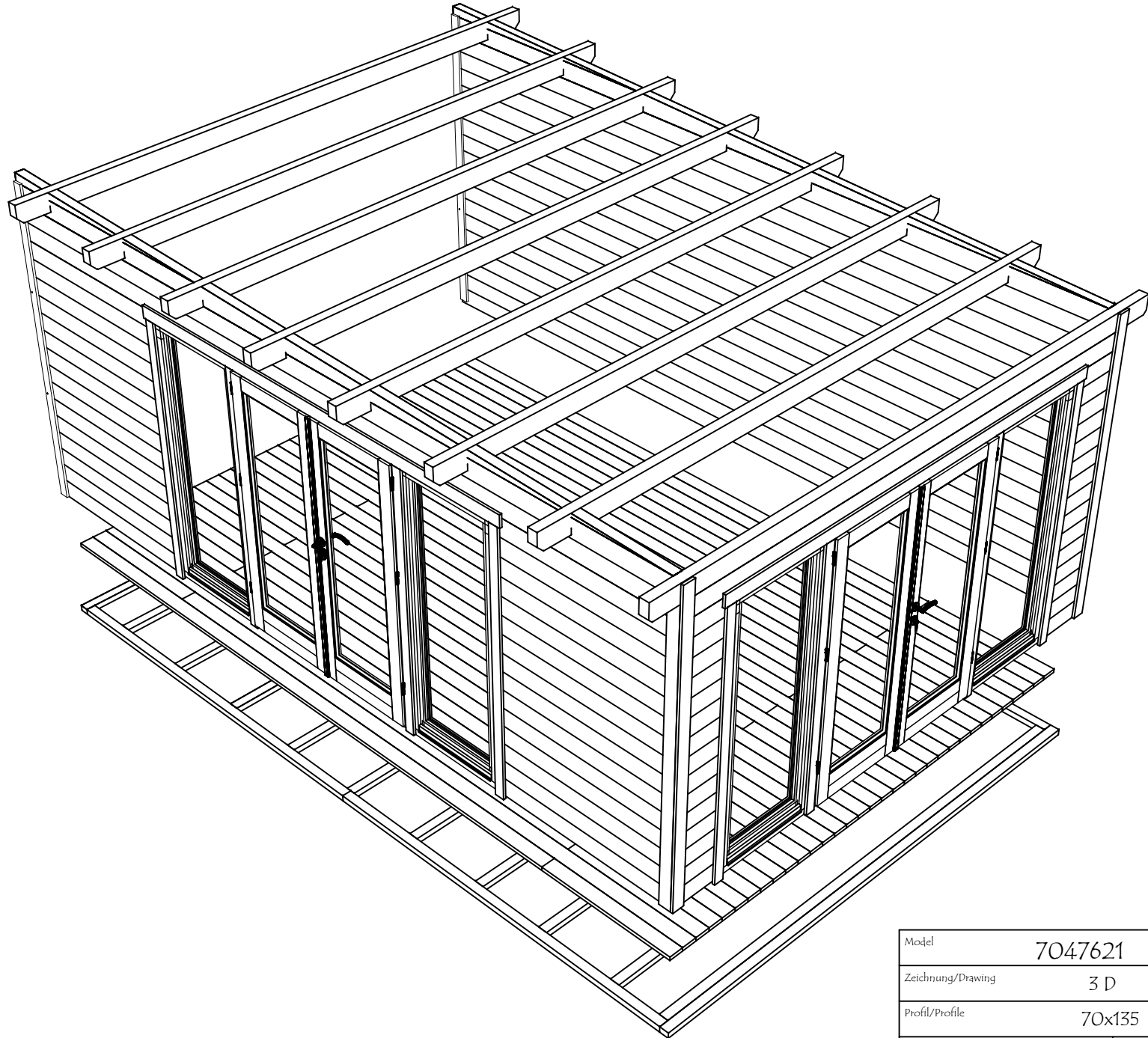


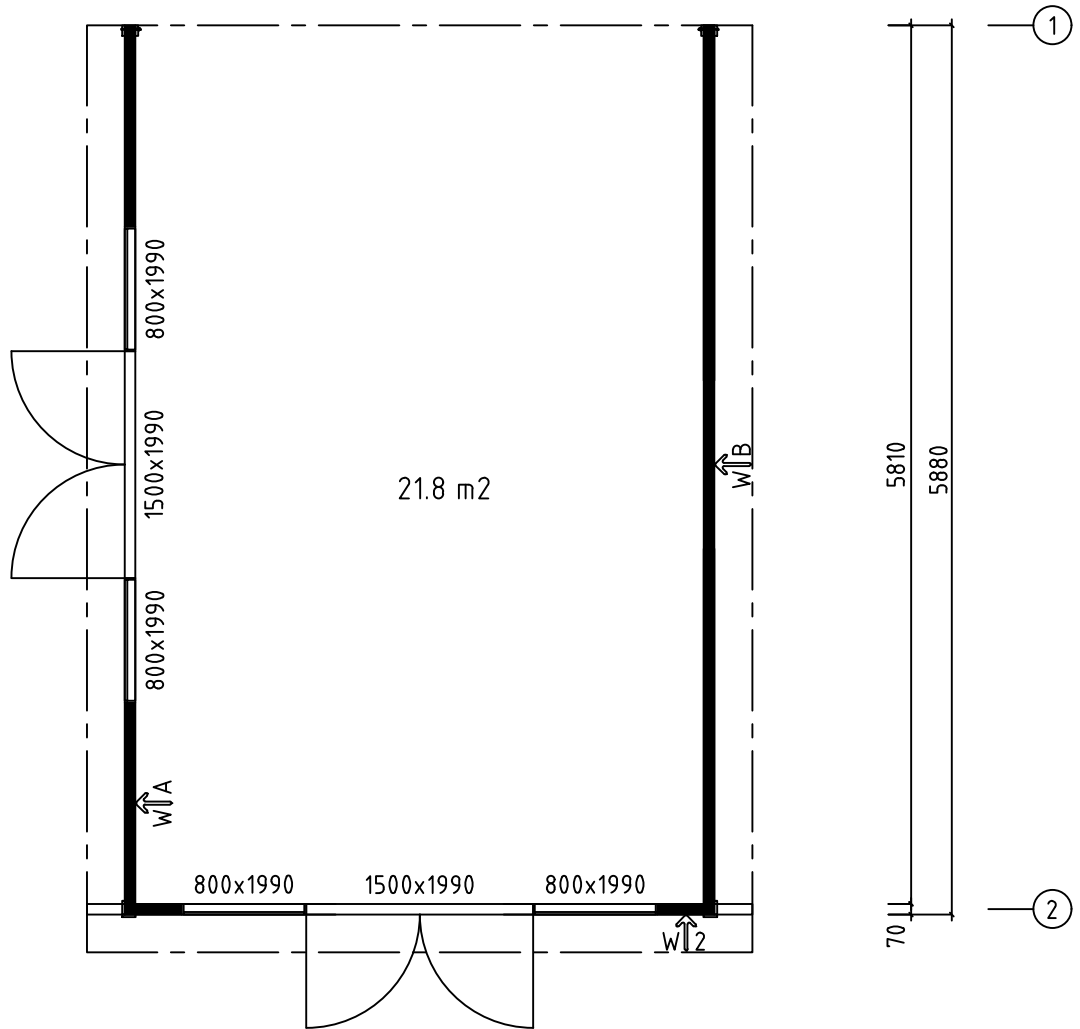
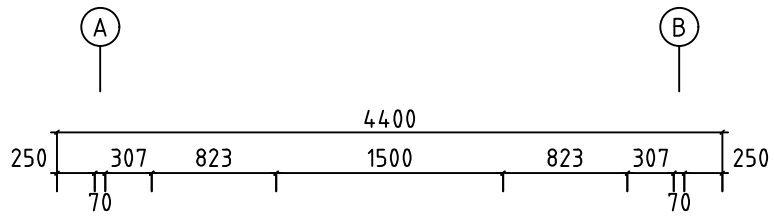


Model	7047621	Seite/Page	1
Zeichnung/Drawing	3 D	Maßstab/Scale	
Profil/Profile	70x135	Datum/Date	16.05.2025
Zeichner/Drafter	SRM	File	7047621.dwg



Model	7047621	Seite/Page	1
Zeichnung/Drawing	3 D	Maßstab/Scale	
Profil/Profile	70x135	Datum/Date	16.05.2025
Zeichner/Drafter	SRM	File	7047621.dwg

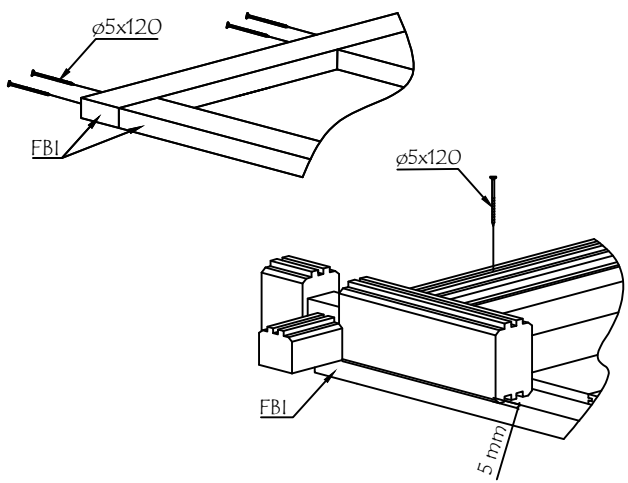
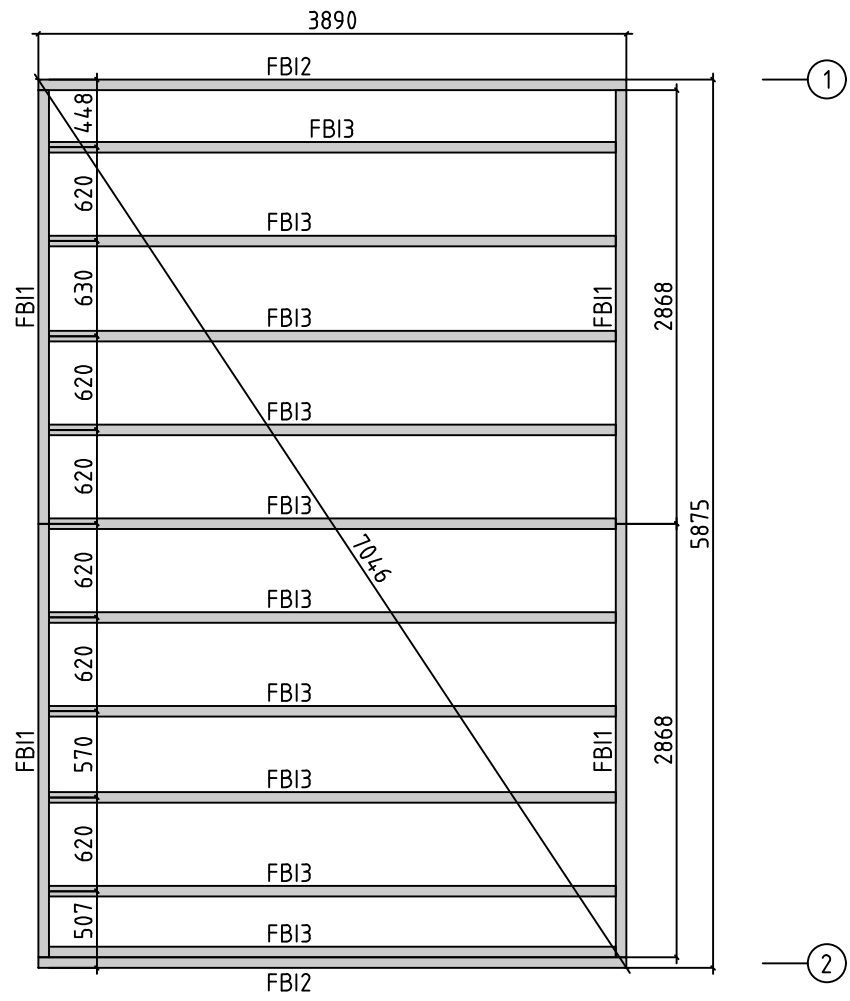
H = 1.700 m  
TOTAL: 21.8m<sup>2</sup>



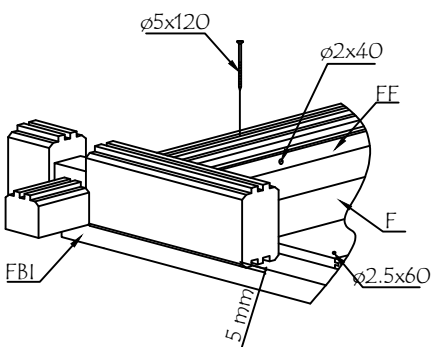
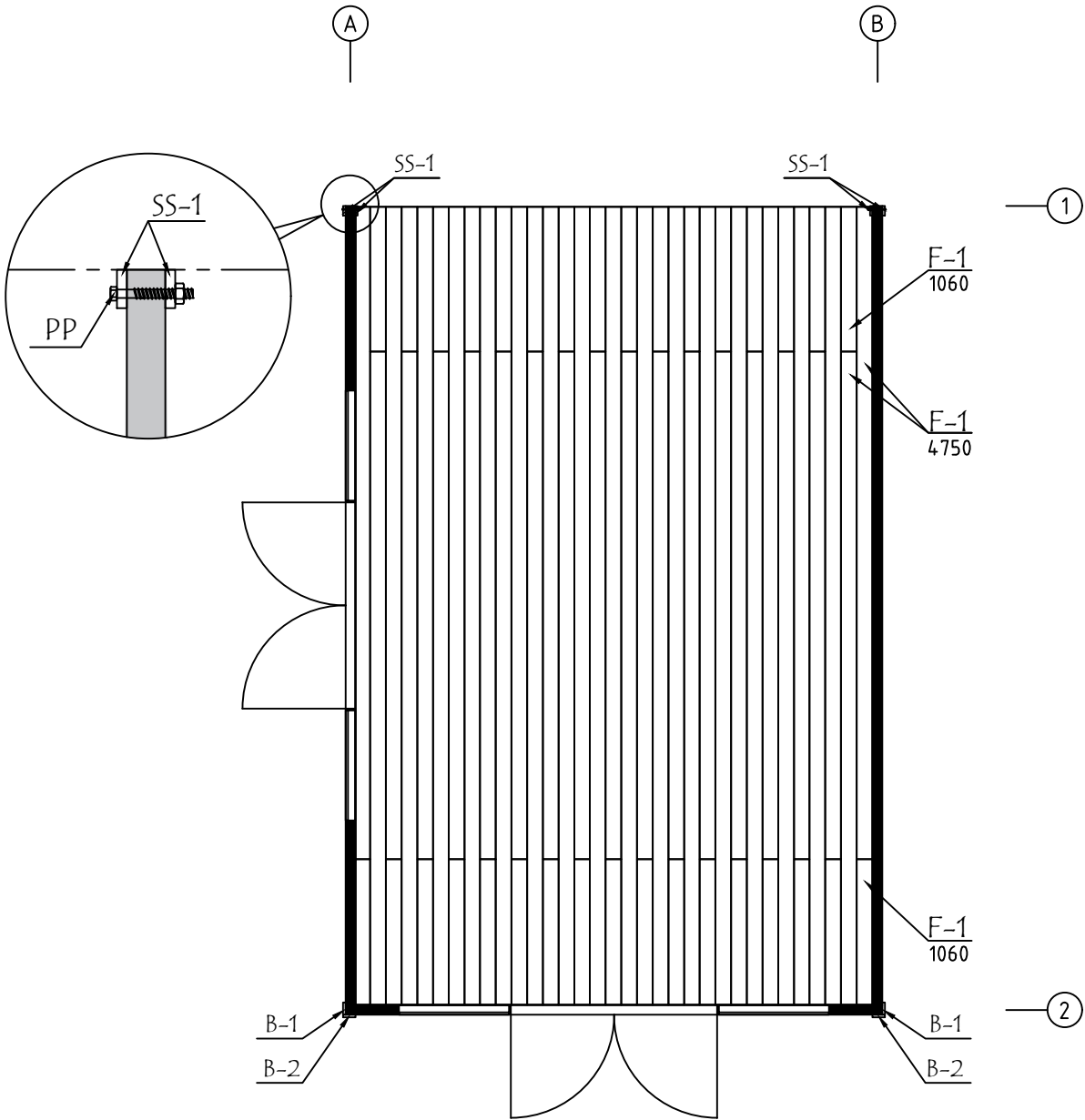
Model	7047621	Seite/Page	3
Zeichnung/Drawing	GRUNDPLAN - GROUNDPLAN	Maßstab/Scale	1:50
Profil/Profile	70x135	Datum/Date	16.05.2025
Zeichner/Drafter	SRM	File	7047621.dwg

A

B



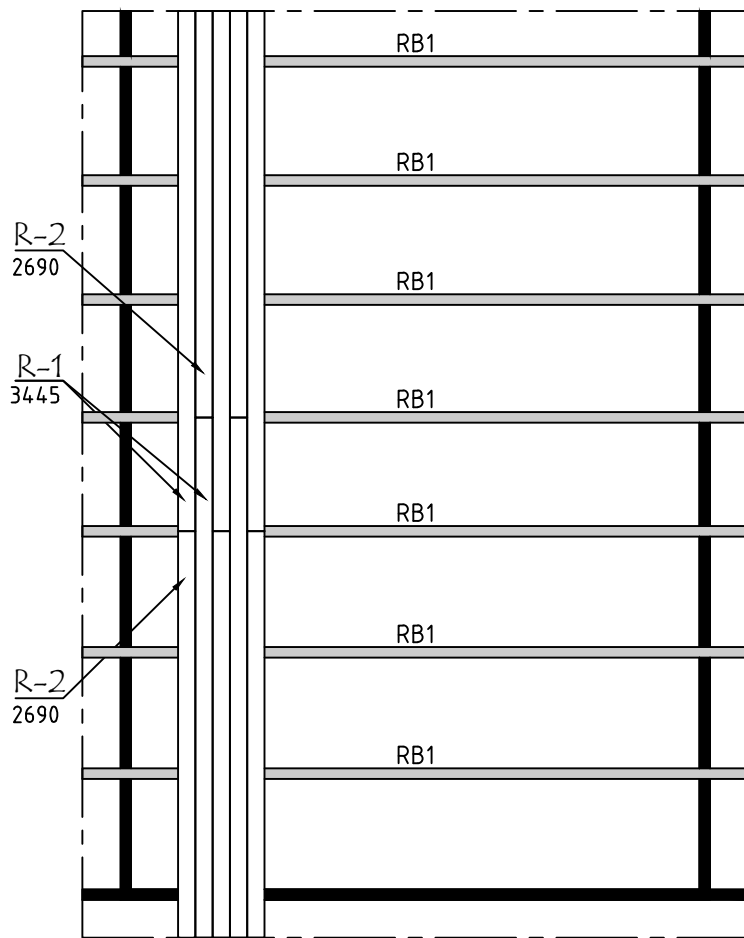
Model	7047621	Seite/Page	4
Zeichnung/Drawing	FUNDAMENTHOLZ (IMM) - FOUNDATION BEAM (IMM)	Maßstab/Scale	1:50
Profil/Profile	70x45	Datum/Date	16.05.2025
Zeichner/Drafter	SRM	File	7047621.dwg



Model	7047621	Seite/Page	5
Zeichnung/Drawing	FUSSBODENBRETTER-FLOOR BOARDS	Maßstab/Scale	1:50
Profil/Profile	114x28	Datum/Date	16.05.2025
Zeichner/Drafter	SRM	File	7047621.dwg

Ⓐ

Ⓑ

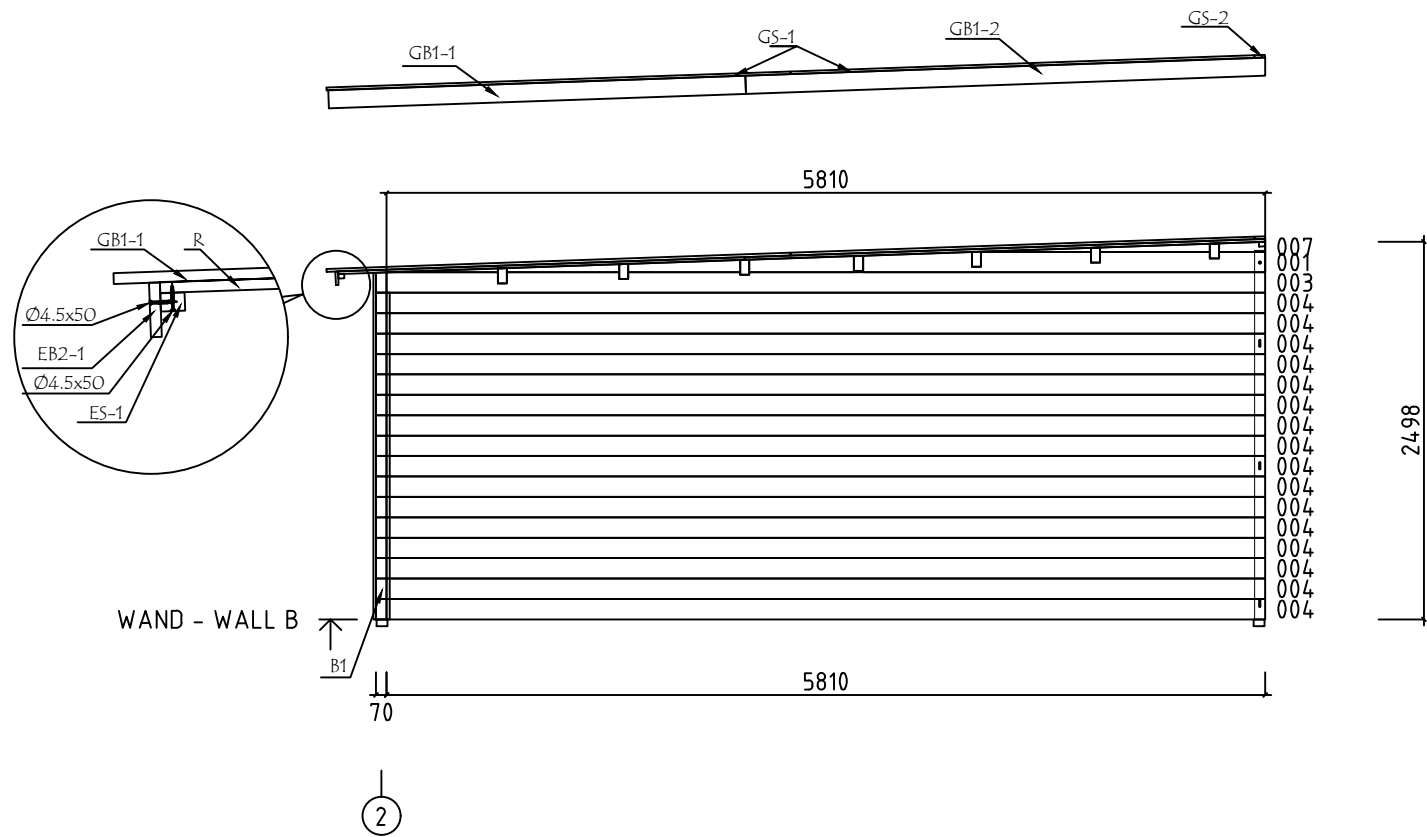


— ①

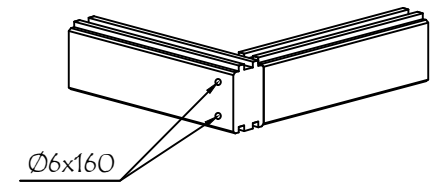
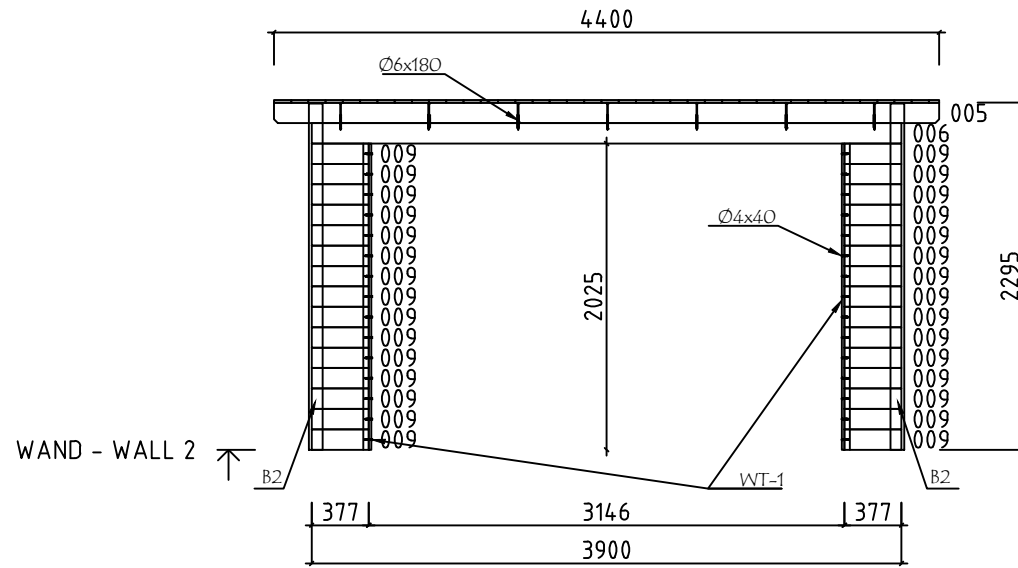
— ②

Model	7047621	Seite/Page	6
Zeichnung/Drawing	DÄCH-PLAN - ROOF PLAN	Maßstab/Scale	1:50
Profil/Profile	88x18 oder-or 114x18 / 70x140	Datum/Date	16.05.2025
Zeichner/Drafter	SRM	File	7047621.dwg







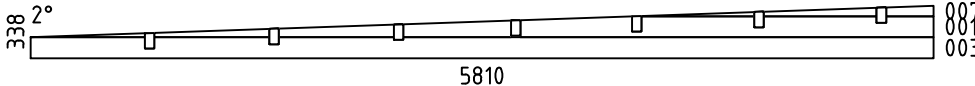






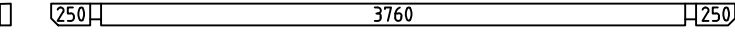

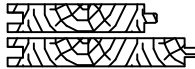











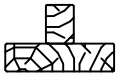


















Model	7047621	Seite/Page	8
Zeichnung/Drawing	WAND - WALL B	Maßstab/Scale	1:50
Profil/Profile	70x135	Datum/Date	16.05.2025
Zeichner/Drafter	SRM	File	7047621.dwg



Model	7047621	Seite/Page	9
Zeichnung/Drawing	WAND - WALL 2	Maßstab/Scale	1:50
Profil/Profile	70x135	Datum/Date	16.05.2025
Zeichner/Drafter	SRM	File	7047621.dwg

Pos	Bestimmung-Specification 7047621	Stck. Pcs.	Profil Profile (mm)	Länge Length (mm)	
002	ERZATZBOHLE-SPARE BEAM 	1	70x135	5810	
004		17	70x135	5810	
005		1	70x135	4400	
006		1	70x135	3900	
008		30	70x135	1332	
009		30	70x135	377	
WA-1 WB-1		1 1	70x338	5810	
SH	SCHLAGHOLZ - HAMMER BLOCK 70 MM 	2	70x135	300	
FBI1	FUNDAMENTHOLZ (IMM) - FOUNDATION BEAM (IMM) 	4	70x45	2868	
FBI2	FUNDAMENTHOLZ (IMM) - FOUNDATION BEAM (IMM) 	2	70x45	3890	
FBI3	FUNDAMENTHOLZ (IMM) - FOUNDATION BEAM (IMM) 	10	70x45	3750	
B1	BRETT - BOARD 	2	90x18	2160	
B2	BRETT - BOARD 	2	90x18	2290	
RB1	DACHBALKEN - ROOF BEAM 	7	70x140	4400	
R-1	DACHBRETT - ROOFBOARD 88mm or-oder 114mm 	51+1 39+1	88x18 114x18	3445	
R-2	DACHBRETT - ROOFBOARD 88mm or-oder 114mm 	51 39	88x18 114x18	2690	
F-1	FUSSBODENBRETT - FLOOR BOARDS 	33+1	114x28	4750	
F-2	FUSSBODENBRETT - FLOOR BOARDS 	33	114x28	1060	
FF-1	FUSSBODENLEISTEN FLOOR STRIPS 		18x35	22,0 lfm/rm	
GB1-1	GIEBELLEISTE - GABLE MOULDING 	2	18x120	2760	
GB1-2	GIEBELLEISTE - GABLE MOULDING 	2	18x120	3440	
EB2-1	TRAUFBRETT - EAVES BOARD 	1	18x90	4400	
Model	7047621	Datum/Date	16.05.2025	Seite/Page	1/3

Pos	Bestimmung-Specification 7047621		Stck. Pcs.	Profil Profile (mm)	Länge Length (mm)
ES-1	TRAUENLEISTE - EAVES STRIPS		2	30x40	4400
GS-1	GIEBELDECKLEISTE - GABLE COVER STRIPS		4	18x70	3070
GS-2	GIEBELDECKLEISTE - GABLE COVER STRIPS		1	18x70	4436
DT-1	FIXIRUNGSLEISTE FÜR TÜR - FIXING FILLET FOR DOOR		4	43x70	2025
SS-1	FIXIRUNGSLEISTE - FIXING FILLET		4	18x90	2440
HS	SCHRAUBEN FÜR FIXIRUNGSLEISTE - SCREW FOR FIXING FILLET OF WINDOW WT		30	Ø4x40	
HS	SCHRAUBEN FÜR BRETT - SCREW FOR BOARD / B		20	Ø4.5x50	
HS	SCHRAUBEN FÜR GIEBELLEISTE - SCREWS FOR GABLE MOULDING / GB		40	Ø4.5x50	
HS	SCHRAUBEN FÜR TRAUENBRETT - SCREWS FOR EAVES BOARD / EB		10	Ø4.5x50	
HS	SCHRAUBEN FÜR TRAUENLEISTE - SCREWS FOR EAVES STRIPS / ES		20	Ø4.5x50	
HS	SCHRAUBEN FÜR GIEBELDECKLEISTEN - SCREWS FOR GABLE COVER STRIPS / GS		34	Ø4.5x50	
HS	SCHRAUBEN FÜR FUNDAMENTHOLZ - SCREWS FOR FOUNDATION BEAM / FBI		52	Ø5.0x120	
HS	SCHRAUBEN FÜR 1. BOHLENREIHE - SCREWS FOR 1. WALL BEAM		17	Ø6x160	
HS	SCHRAUBEN FÜR DACHBALKEN - SCREWS FOR ROOF BEAM / RB		14	Ø6x160	
HS	SCHRAUBEN FÜR Pos. - SCREWS FOR Pos. 005.009		68	Ø6x160	
HS	SCHRAUBEN FÜR Pos. - SCREWS FOR Pos. 003,005		21	Ø6x180	
NF	NÄGEL FÜR DACHBRETT - NAILS FOR ROOF BOARDS / R		702	Ø2.5x60	
NF	NÄGEL FÜR FUSSBODENBRETT - NAILS FOR FLOOR BOARDS / F		792	Ø2.5x60	
NF	NÄGEL FÜR FUSSBODENLEISTE - NAILS FOR FLOOR STRIPS / FF		40	Ø2x40	
PP	SCHLOSSSCHRAUBEN M10x150 - MUTTER M10 U - SCHEIBE / SS WOOD BOLTS M10x150 - NUT M10 U - WASHER / SS		8	M10x150 Ø25	
Model	7047621	Datum/Date	16.05.2025	Seite/Page	2/3

