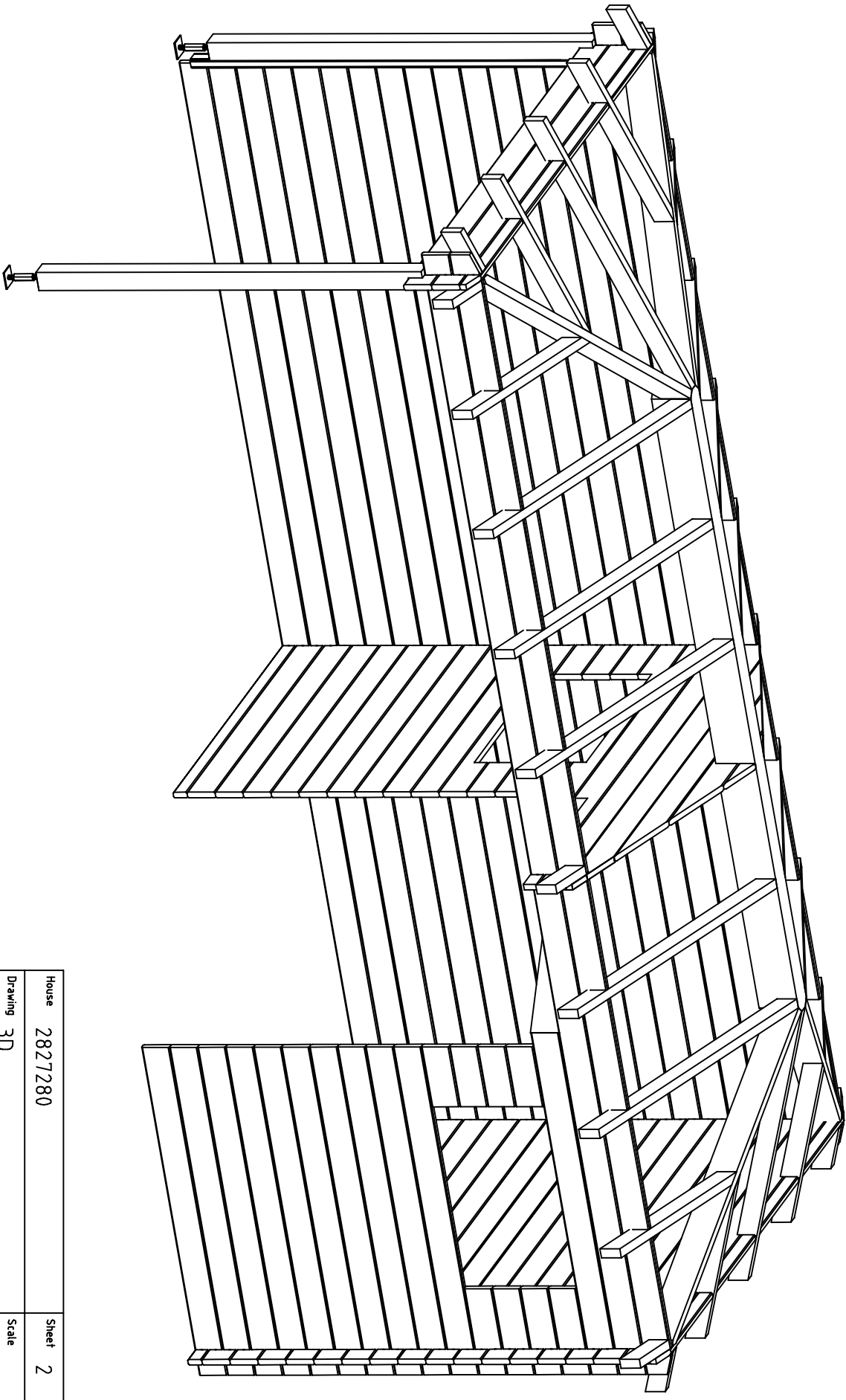
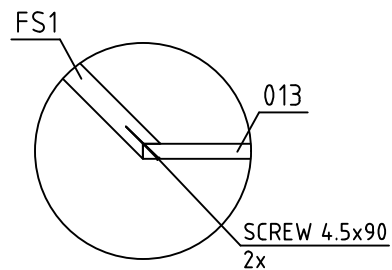
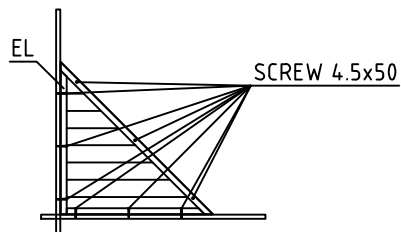
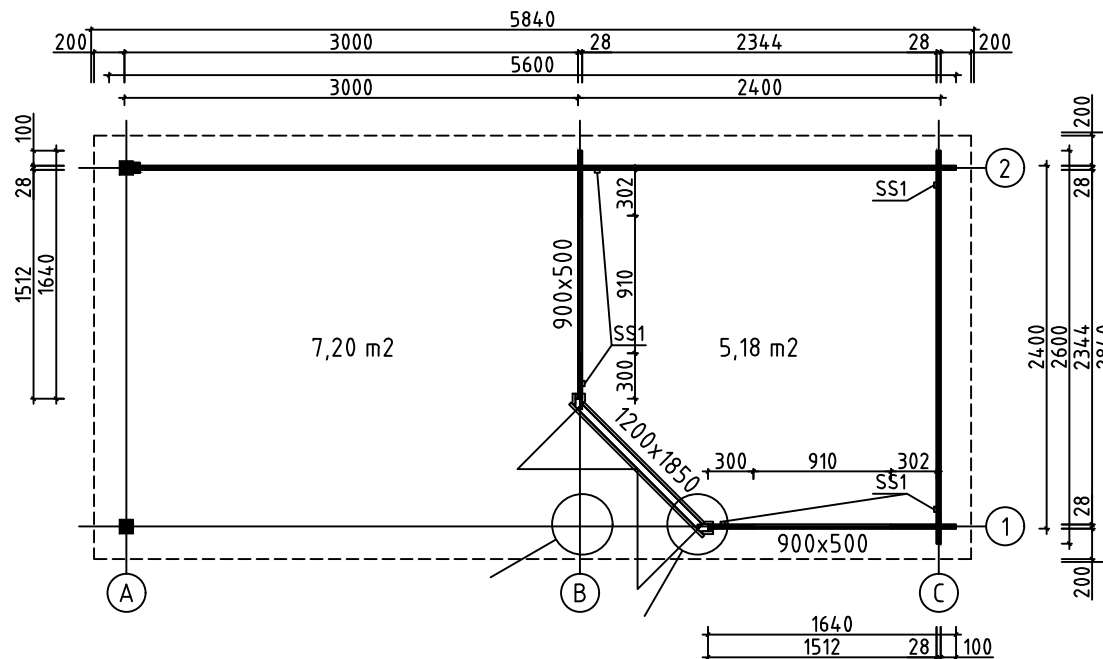


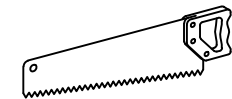



House	2827280	Sheet	1
Drawing	3D	Scale	
Material	28x135	Date	04.06.2024
Drawer	RP	File	2827280_3D.dwg



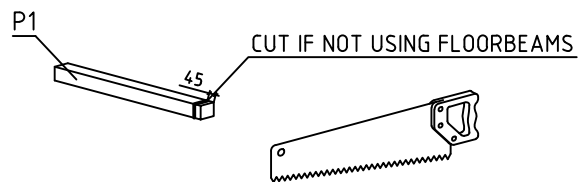
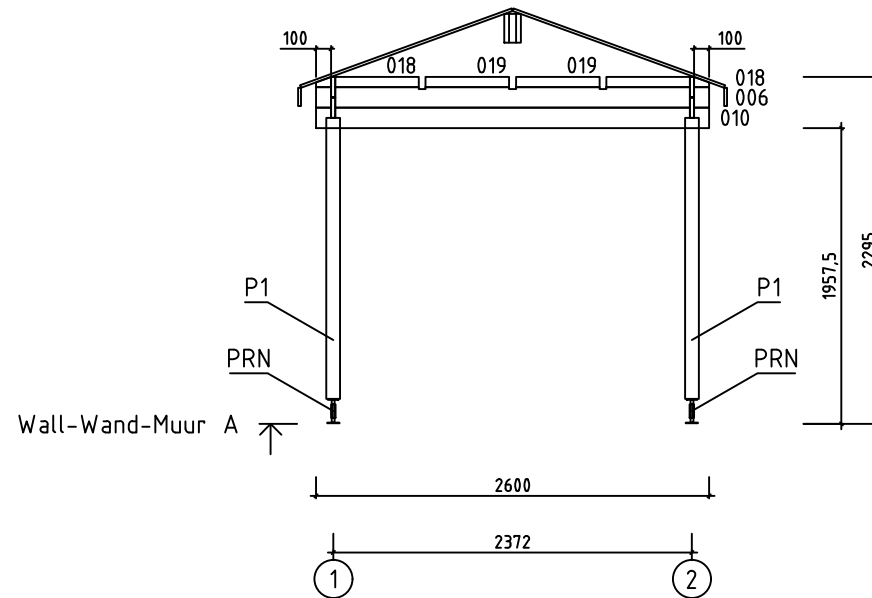
House	2827280	Sheet	2
Drawing	3D	Scale	
Material	28x135	Date	04.06.2024
Drawer	RP	File	2827280_3D.dwg



House	2827280	Sheet	3
Drawing	GRUNDPLAN-GRUNDPLAN-PLAN	Scale	1:50
Material	28x135	Date	04.06.2024
Drawer	RP	File	2827280.dwg



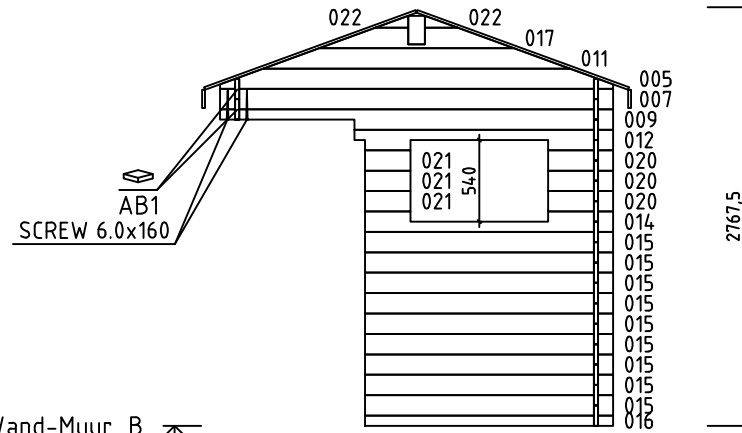
House	2827280	Sheet	5
Drawing	ROOFBOARD-DACHBRETT-DAKPLANK	Scale	1:50
Material	18x114	Date	04.06.2024
Drawer	RP	File	2827280.dwg



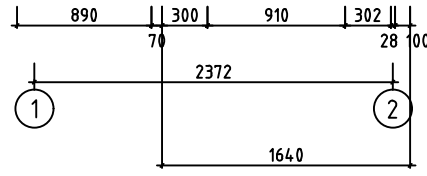
House	2827280	Sheet	6
Drawing	WALL-WAND-MUUR A	Scale	1:50
Material	28x135	Date	04.06.2024
Drawer	RP	File	2827280.dwg

FR2-1

FR2-2



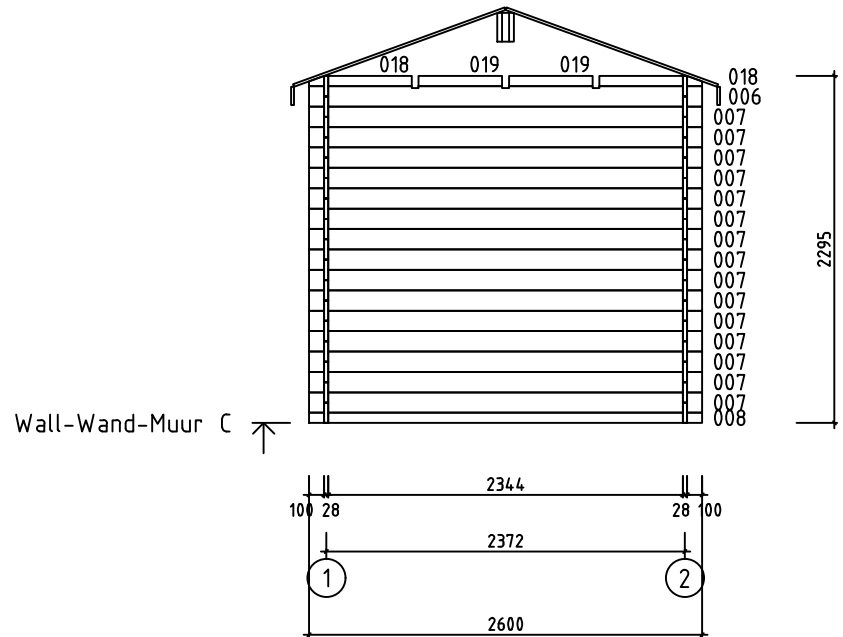
Wall-Wand-Muur B ↗



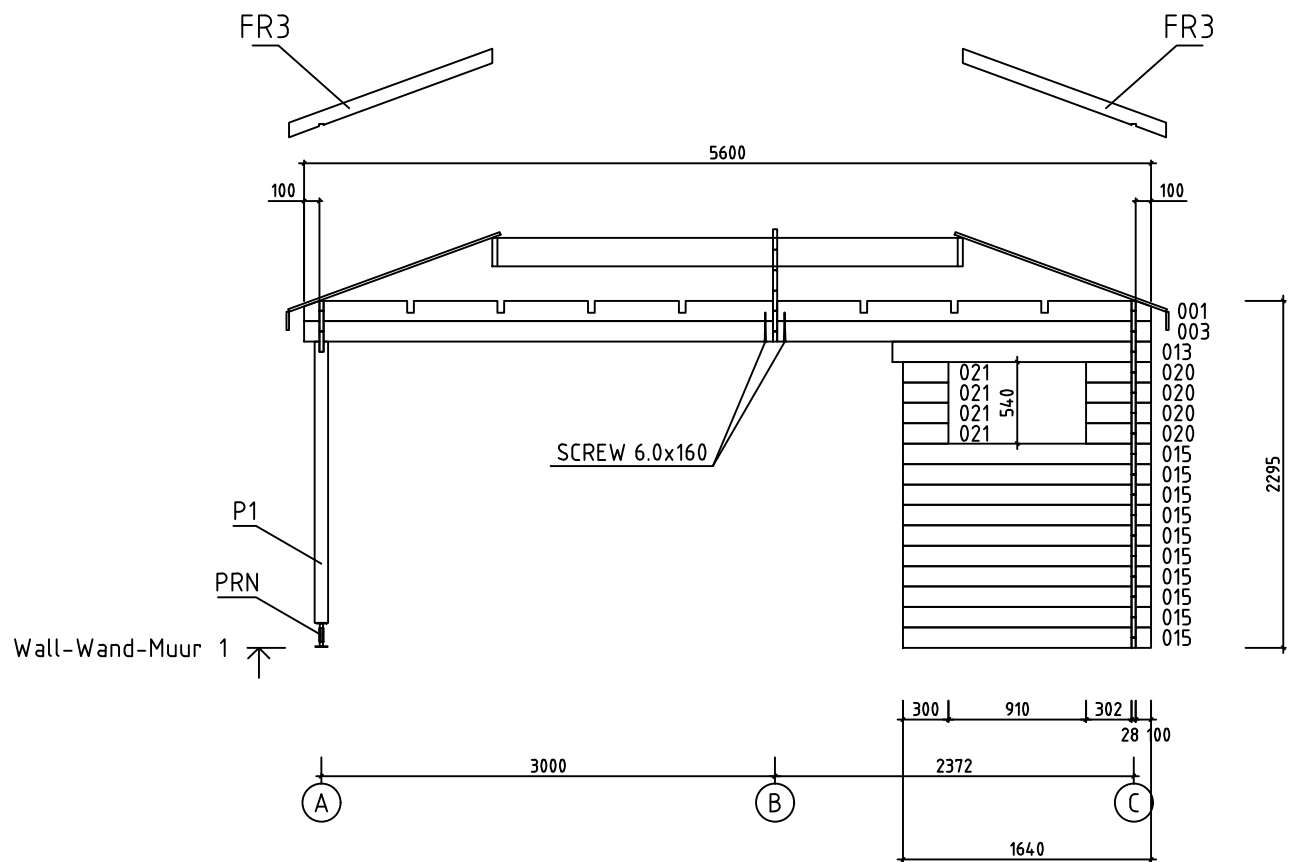
House	2827280	Sheet	7
Drawing	WALL-WAND-MUUR B	Scale	1:50
Material	28x135	Date	04.06.2024
Drawer	RP	File	2827280.dwg

FR1

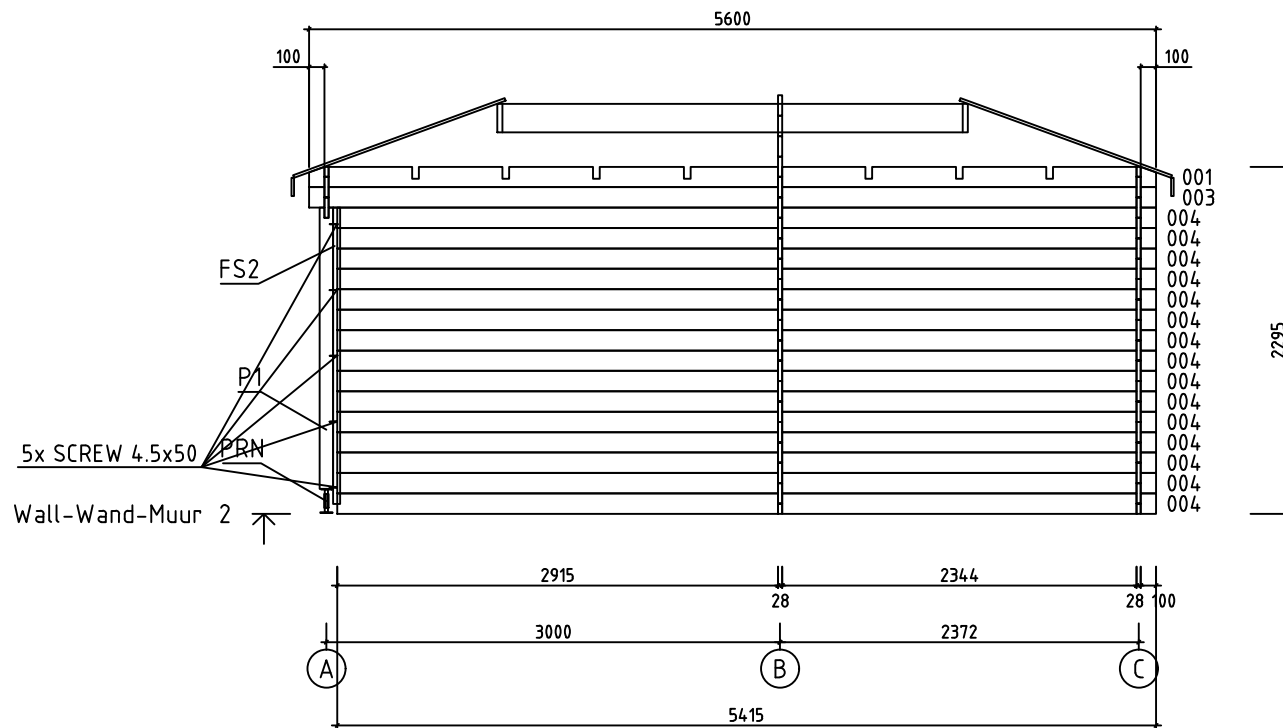
FR1





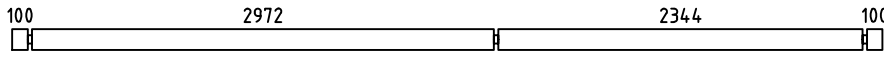
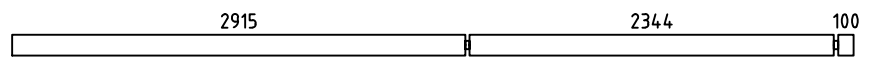
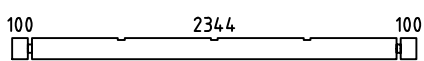
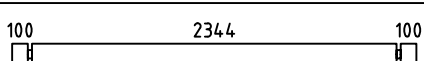

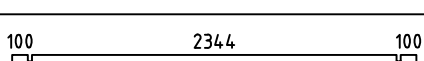

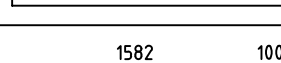




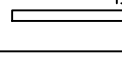



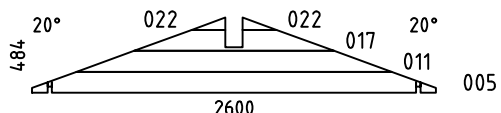





House	2827280	Sheet	8
Drawing	WALL-WAND-MUUR C	Scale	1:50
Material	28x135	Date	04.06.2024
Drawer	RP	File	2827280.dwg











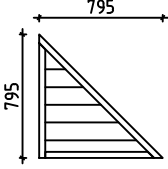













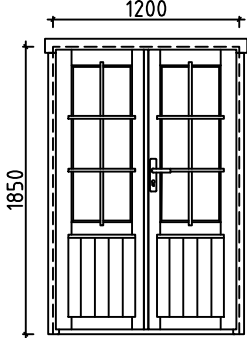
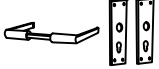




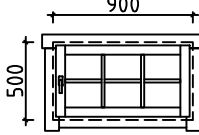
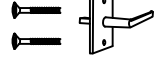


House	2827280	Sheet	9
Drawing	WALL-WAND-MUUR 1	Scale	1:50
Material	28x135	Date	04.06.2024
Drawer	RP	File	2827280.dwg



House	2827280	Sheet	10
Drawing	WALL-WAND-MUUR 2	Scale	1:50
Material	28x135	Date	04.06.2024
Drawer	RP	File	2827280.dwg

Pos	Specification-Bestimmung-Omschrijving	Pcs	Profile (mm)	L (mm)		
001	 PM	2	28x135	5600		
002	SPARE BEAM-ERZATZBOHLE-VOORRAADPLANK 	1	28x135	5600		
003		2	28x135	5600		
004		15	28x135	5415		
006		2	28x135	2600		
007		16	28x135	2600		
008		1	28x68	2600		
009		1	28x135	2600		
010		1	28x135	2600		
012		1	28x135	1710		
013		1	28x135	1710		
014		1	28x135	1640		
015		19	28x135	1640		
016		1	28x68	1640		
018		4	28x68	680		
019		4	28x68	553		
020		7	28x135	430		
021		7	28x135	300		
WB-1		1	28x484	2600		
HB	HIT BLOCK-SCHLAGHÖLZER-BLAZENPLANK 	2	28x135	300		
FS2	FIXING SLAT-BEFESTIGUNGSLEISTE-BEVESTIGING PLINT 	1	45x70	1960		
FS1	FIXING SLAT-BEFESTIGUNGSLEISTE-BEVESTIGING PLINT 	1	43x140	1125		
P1	POST-PFOSTEN-STUT 	2	90x90	1905		
FR5	ROOFBEAMS-DACHBALKEN-DAKBALK 	1	110x190	3110		
House	2827280	Material	File	2827280.dwg	Sheet	11

Pos	Specification-Bestimmung-Omschrijving	Pcs	Profile (mm)	L (mm)
FR3	RAFTER-SPARREN-DAKSPAR 	12	45x90	1464
FR2-1	RAFTER-SPARREN-DAKSPAR 	4	45x90	878
FR2-2	RAFTER-SPARREN-DAKSPAR 	4	45x90	878
FR1	RAFTER-SPARREN-DAKSPAR 	10	45x90	245
FR4	RAFTER-SPARREN-DAKSPAR 	4	43x140	1692
R1	ROOFBOARD-DACHBRETT-DAKPLANK  or-oder-of	28+2 38+2	18x114 18x88	4800
R2	ROOFBOARD-DACHBRETT-DAKPLANK  or-oder-of	28+2 38+2	18x114 18x88	3000
GB1	GABLE BOARD-GIEBELBLENDE-GEVELPLANK 	4	18x120	2910
GB2	GABLE BOARD-GIEBELBLENDE-GEVELPLANK 	2	18x120	2820
AB1	ASSEMBLING BOARD-MONTAGE BOARD-MONTAGE PLANK 	2	15x20	20
EL	ELEMENT-ELEMENTE-ELEMENTEN 	1	48x795	795
SS1	STORM SLAT-STURMLEISTE-STORMLIJST 	5	18x35	2160
PRN	POST REGULATOR-PFOSTEN REGLER-STUT REGELAAR 	2		
	SCREWS-SCHRAUBEN-SCHROEF FOR-FÜR-VOOR SS1 	15	ø6.0	50
	WASHER-SCHEIBE-SCHIJF FOR-FÜR-VOOR SS1 	15	ø6.0	18
	NAIL-NAGEL-NAGEL FOR-FÜR-VOOR R1 	380	ø2.5	60
	SCREWS-SCHRAUBEN-SCHROEF FOR-FÜR-VOOR GB1, GB2, EL, FS2, P1 	60	ø4.5	50
	SCREWS-SCHRAUBEN-SCHROEF FOR-FÜR-VOOR PRN 	16	ø6.0	45
	SCREWS-SCHRAUBEN-SCHROEF FOR-FÜR-VOOR FR1 	40	ø4.5	70
	SCREWS-SCHRAUBEN-SCHROEF FOR-FÜR-VOOR FS1, 018, 019 	20	ø4.5	90
	SCREWS-SCHRAUBEN-SCHROEF FOR-FÜR-VOOR FR2-1, FR2-2 	20	ø5.0	120
	SCREWS-SCHRAUBEN-SCHROEF 001 FOR-FÜR-VOOR FR2-1, FR2-2, FR3, FR4, FR5 	60	ø6.0	160
House 2827280	Material	File 2827280.dwg	Sheet 12	

Pos	Specification-Bestimmung-Omschrijving	Pcs	Profile (mm)	L (mm)
	<p>DOUBLEDOR-DOPPELTÜR-DUBBELE DEUR (right-rechts-rechts) AST_PL P</p> 	<p>1</p>  <p>1</p>  <p>1</p>  <p>6</p>  <p>2</p> 	1200	1850
	<p>WINDOW-FENSTER-VENSTER (1x right-rechts-rechts; 1x left-links-links) AST</p> 	<p>P+V</p>  <p>4</p>  <p>2</p> 	900	500
House 2827280	Material	File 2827280.dwg	Sheet 13	

#001	1,2	5600	2
#002		5600	1
#003	1,2	5600	2
#004	2	5415	15
#005	B	2600	1
#006	A,C	2600	2
#007	B,C	2600	16
#008	C	2600	1
#009	B	2600	1
#010	A	2600	1
#011	B	2029	1
#012	B	1710	1
#013	1	1710	1
#014	B	1640	1
#015	1,B	1640	19
#016	B	1640	1
#017	B	1287	1
#018	A,C	680	4
#019	A,C	553	4
#020	1,B	430	7
#021	1,B	300	7
#022	B	218	2