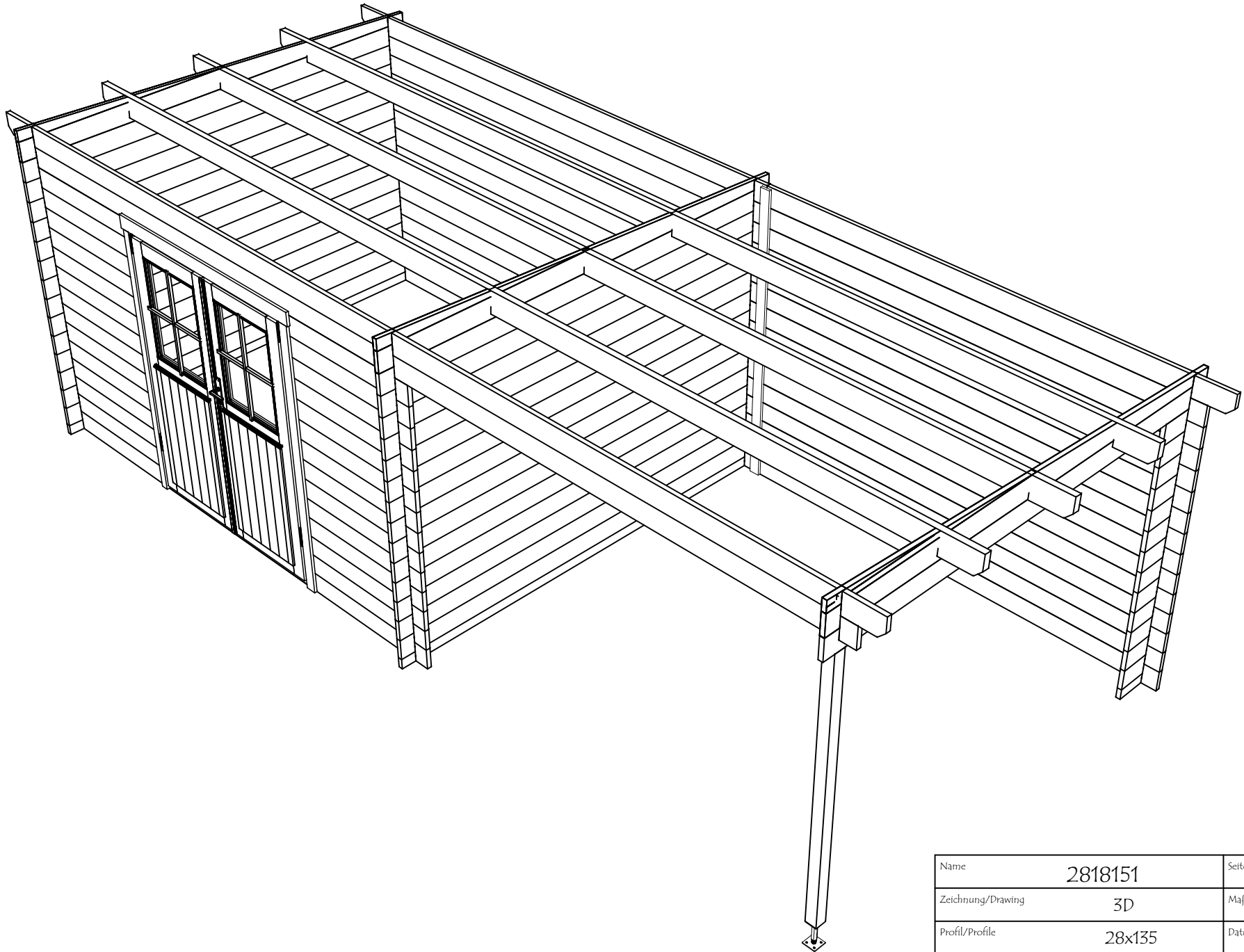
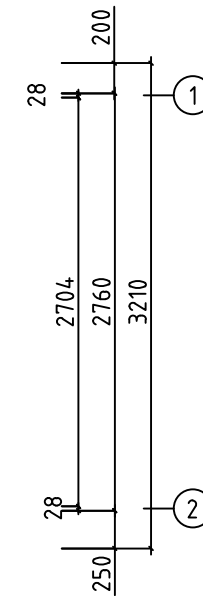
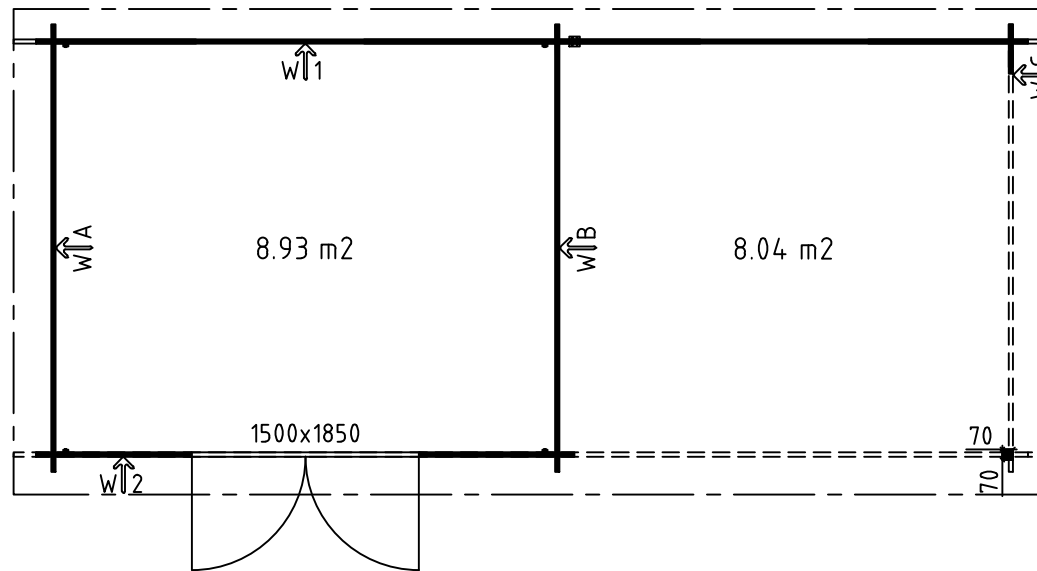
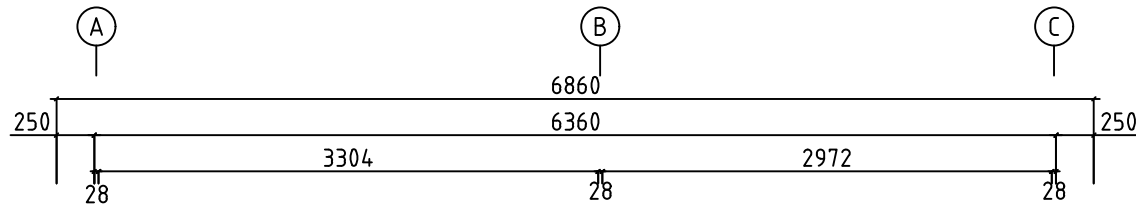


Name	2818151	Seite/Page	1
Zeichnung/Drawing	3D	Maßstab/Scale	
Profil/Profile	28x135	Datum/Date	29.08.2025
Zeichner/Drafter	SRM	File	2818151.dwg

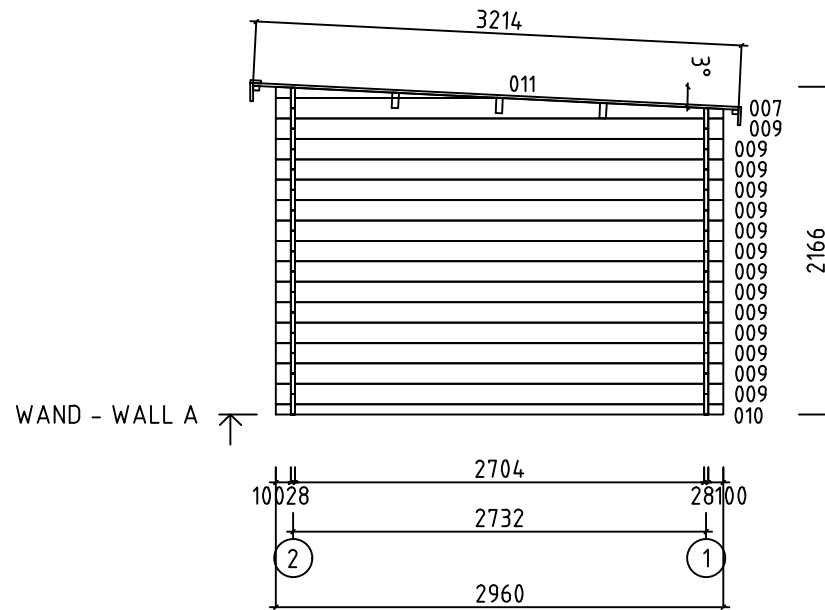


Name	2818151	Seite/Page	2
Zeichnung/Drawing	3D	Maßstab/Scale	
Profil/Profile	28x135	Datum/Date	29.08.2025
Zeichner/Drafter	SRM	File	2818151.dwg

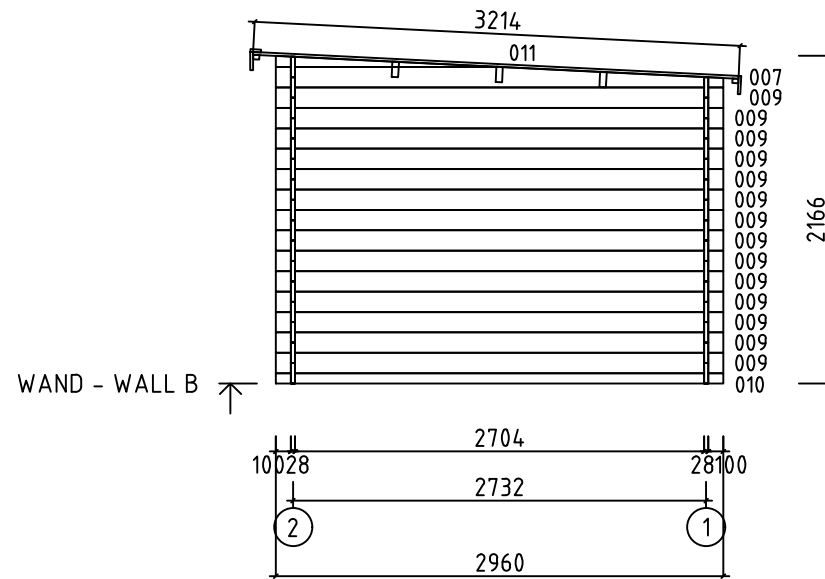
H = 1.700 m
 TOTAL: 16.97 m²



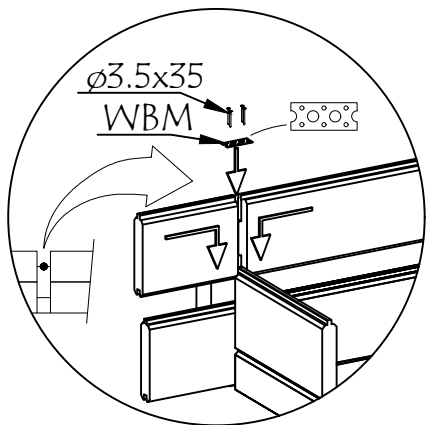
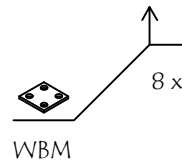
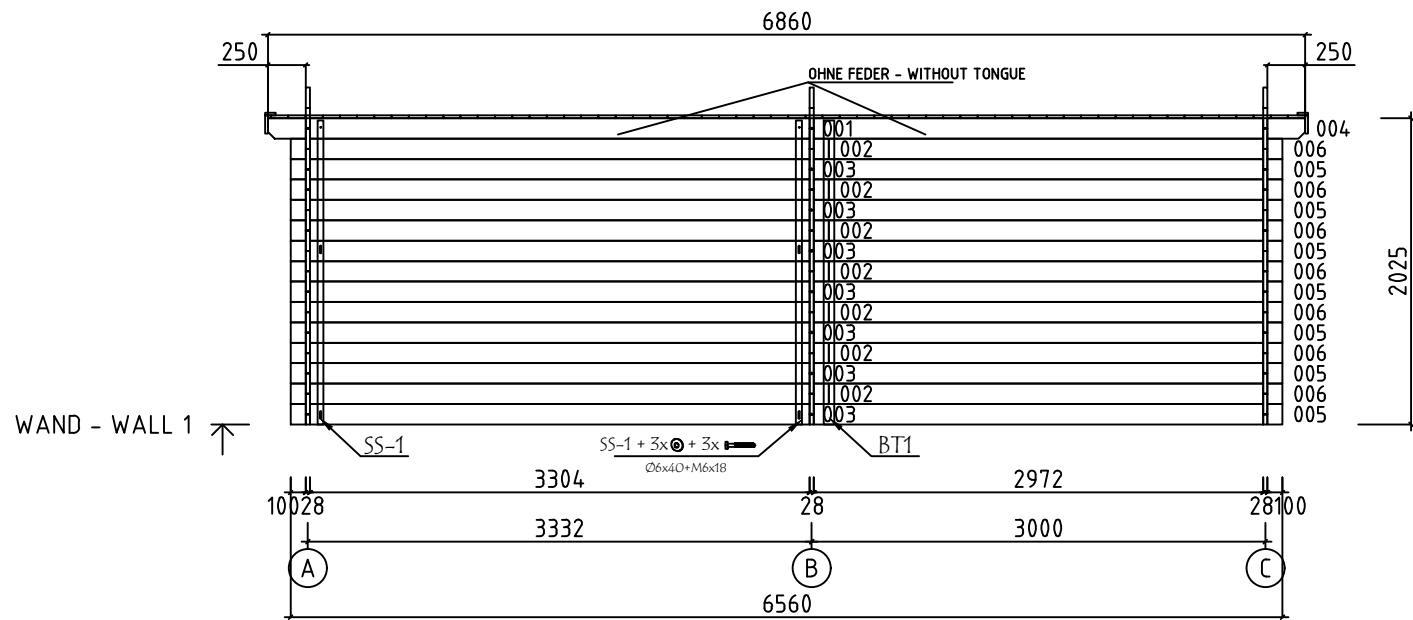
Model	2818151	Seite/Page	3
Zeichnung/Drawing	GRUNDPLAN - GROUNDPLAN	Maßstab/Scale	1:50
Profil/Profile	28x135	Date	29.08.2025
Zeichner/Drafter	SRM	File	2818151.dwg



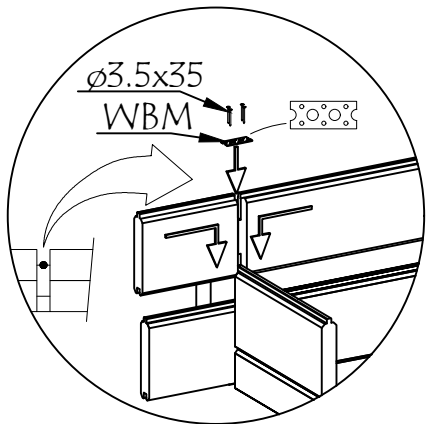
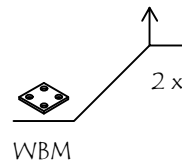
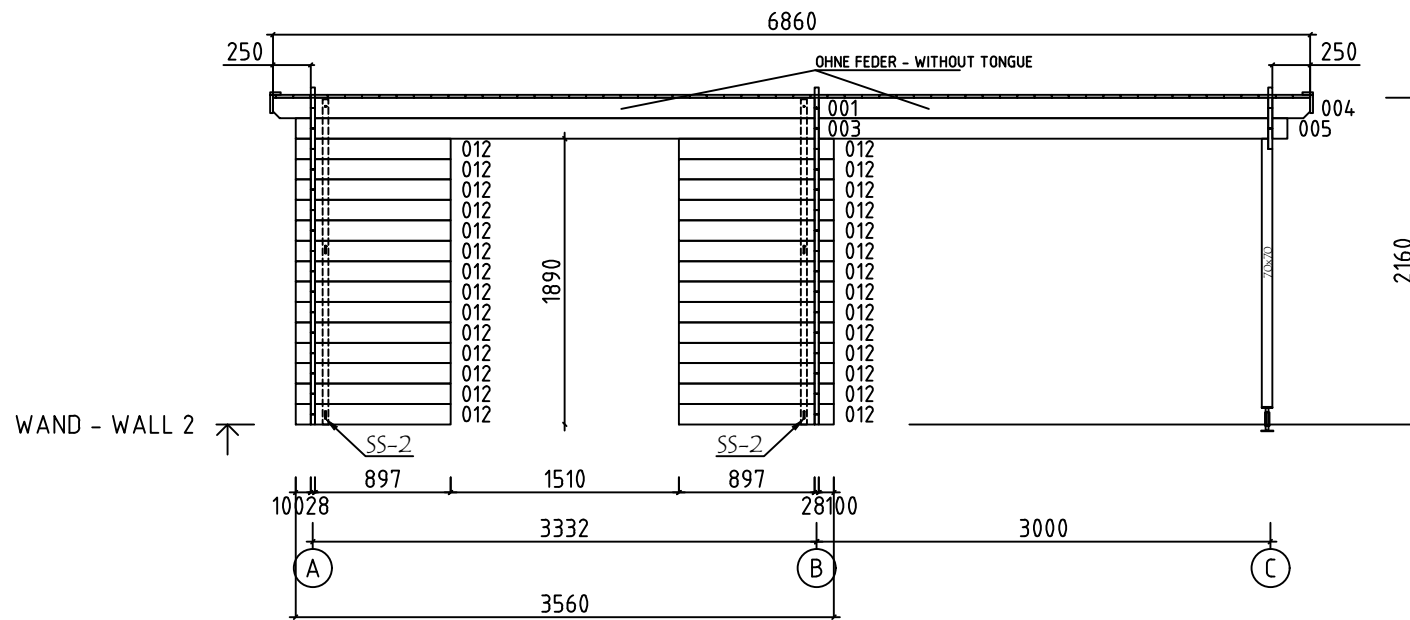
Model	2818151	Seite/Page	4
Zeichnung/Drawing	WAND - WALL A	Maßstab/Scale	1:50
Profil/Profile	28x135	Date	29.08.2025
Zeichner/Drafter	SRM	File	2818151.dwg



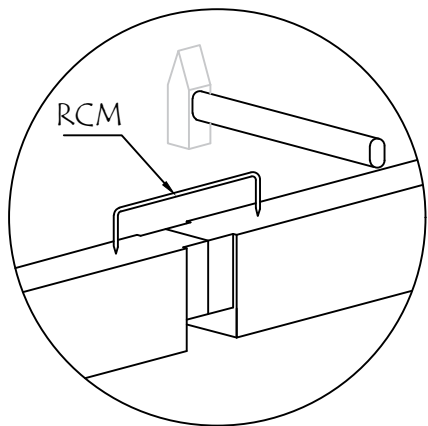
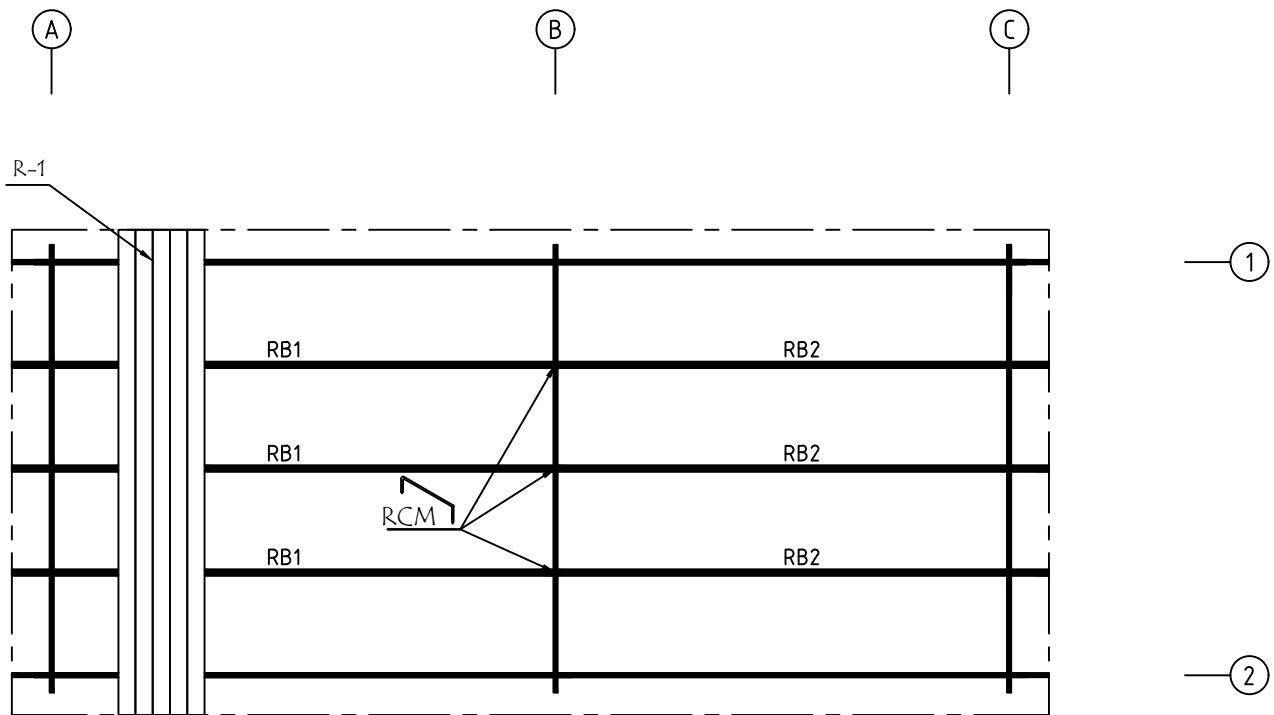
Model	2818151	Seite/Page	5
Zeichnung/Drawing	WAND - WALL B	Maßstab/Scale	1:50
Profil/Profile	28x135	Date	29.08.2025
Zeichner/Drafter	SRM	File	2818151.dwg



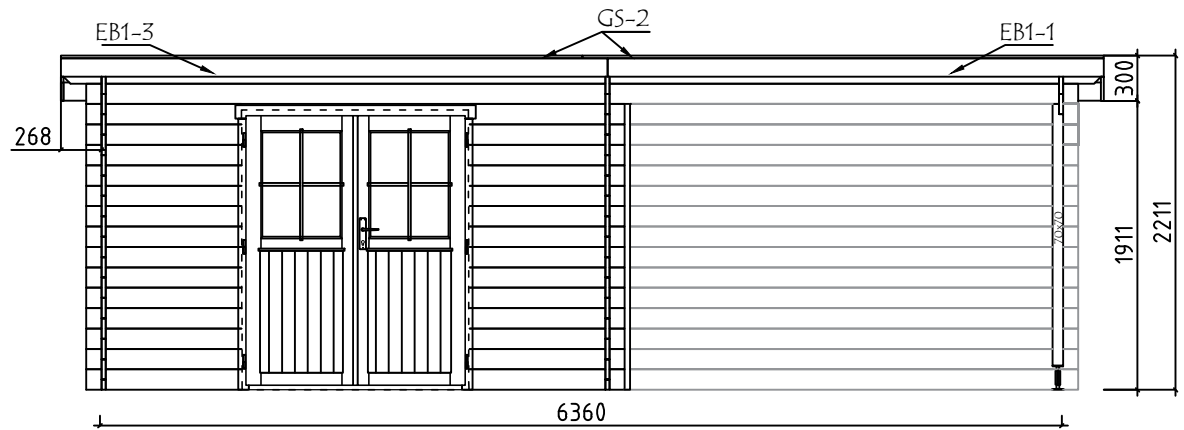
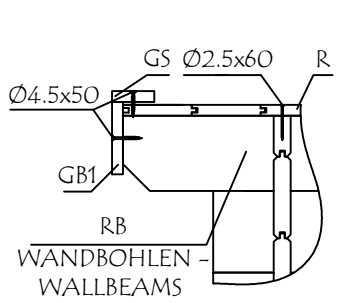
Model	2818151	Seite/Page	7
Zeichnung/Drawing	WAND - WALL 1	Maßstab/Scale	1:50
Profil/Profile	28x135	Date	29.08.2025
Zeichner/Drafter	SRM	File	2818151.dwg



Model	2818151	Seite/Page	8
Zeichnung/Drawing	WAND - WALL 2	Maßstab/Scale	1:50
Profil/Profile	28x135	Date	29.08.2025
Zeichner/Drafter	SRM	File	2818151.dwg

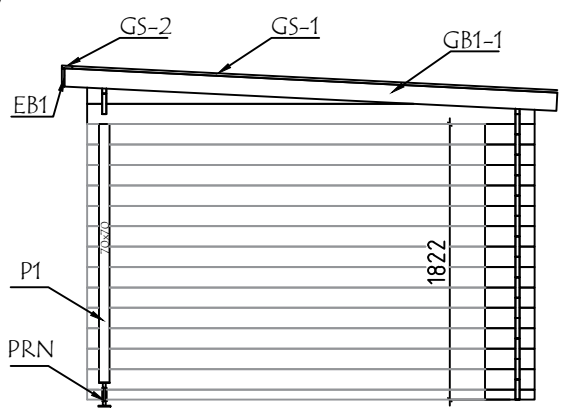
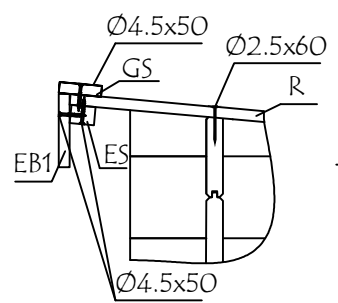
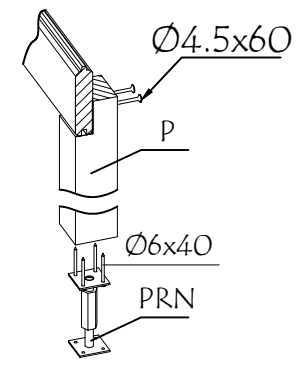


Model	2818151	Seite/Page	9
Zeichnung/Drawing	DÄCHBRETT - ROOFBOARD	Maßstab/Scale	1:50
Profil/Profile	88x18 oder- or 114x18 / 43x140	Date	29.08.2025
Zeichner/Drafter	SRM	File	2818151.dwg



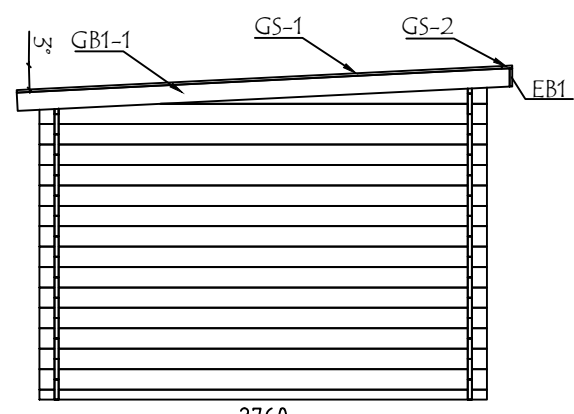
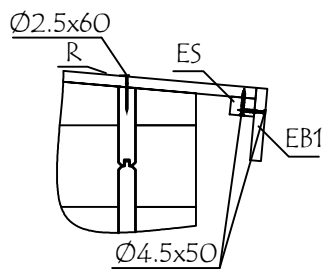
VORDERANSICHT-FRONT VIEW

SCALE: NOT TO SCALE



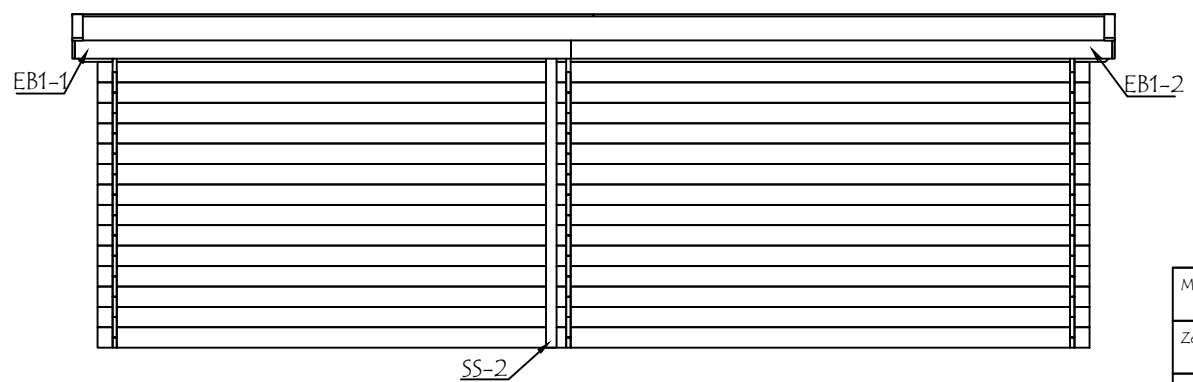
SEITENANSICHT (RECHTS) - SIDE VIEW (RIGHT)

SCALE: NOT TO SCALE



SEITENANSICHT (LINKS) - SIDE VIEW (LEFT)



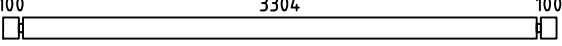

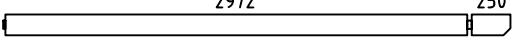
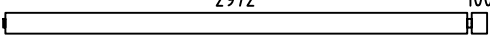
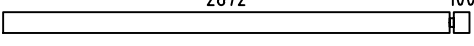


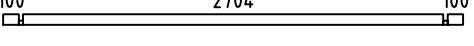



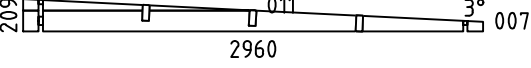



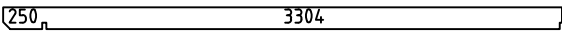
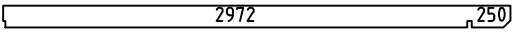
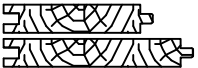


SCALE: NOT TO SCALE






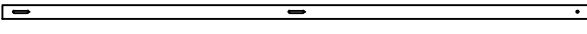
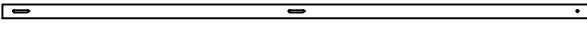













RÜCKANSICHT - BACK VIEW

SCALE: NOT TO SCALE

Model	2818151	Seite/Page	10
Zeichnung/Drawing	ANSICHTEN - VIEWS	Maßstab/Scale	1:50
Profil/Profile	28x135	Date	29.08.2025
Zeichner/Drafter	SRM	File	2818151.dwg

Pos	Bestimmung-Specification 2818151	Stck. Pcs.	Profil Profile (mm)	Länge Length (mm)	
EX1	100 3304 100 	1	28x135	3560	
001	250 3304 	2	28x135	3596	
002	100 3304 100 	7	28x135	3560	
003	100 3304 	8	28x135	3446	
004	2972 250 	2	28x135	3264	
005	2972 100 	8	28x135	3114	
006	2872 100 	7	28x135	3000	
008	100 2704 100 	1	28x135	2960	
009	100 2704 100 	28	28x135	2960	
010	100 2704 100 	2	28x68	2960	
012	100 897 	28	28x135	1025	
013	200100 	13	28x135	328	
014	200100 	1	28x68	328	
WA-1 WB-1 WC-1		1 1 1	28x209	2960	
SH	SCHLAGHOLZ - HAMMER BLOCK 28 MM 	2	28x135	300	
P1	PFOSTEN - POST 	1	70x70	1780	
BT1	DECKENLEISTEN - COVERING BOARD 	2	70x18	2010	
RB1	DACHBALKEN - ROOF BEAM 250 3304 	3	43x140	3596	
RB2	DACHBALKEN - ROOF BEAM 2972 250 	3	43x140	3264	
R-1	DACHBRETT - ROOFBOARD 88mm or-oder 114mm 	78+1 61+1	88x18 114x18	3215	
GB1-1	GIEBELLEISTE - GABLE MOULDING 	2	18x120	3270	
EB1-1	TRAUFENBRETT - EAVES BOARD 	2	18x120	3280	
Model	2818151	Datum/Date	29.08.2025	Seite/Page	1/3

Pos	Bestimmung-Specification 2818151		Stck. Pcs.	Profil Profile (mm)	Länge Length (mm)
EB1-2	TRAUFENBRETTER - EAVES BOARD		1	18x120	3580
EB1-3	TRAUFENBRETTER - EAVES BOARD		1	18x120	3616
ES-1	TRAUFENLEISTE - EAVES STRIPS		4	30x40	3430
GS-1	GIEBELDECKLEISTE - GABLE COVER STRIPS		2	18x70	3210
GS-2	GIEBELDECKLEISTE - GABLE COVER STRIPS		2	18x70	3448
SS-1	STURMLEISTE - STORM PROTECTION		2	18x35	2010
SS-2	STURMLEISTE - STORM PROTECTION		2	18x35	2150
RCM	DACHBALKEN BEFESTIGUNGSMETALLE M6 200MM - ROOFBEAMS CONNECTING METAL M6 200MM		3		
HS1	SCHRAUBEN FÜR WANDBOHLN BEFESTIGUNG METALLESREW - SCREWS FOR WALLBEAMS CONNECTING METAL WBM		40	Ø3.5x35	
HS34	SCHRAUBEN FÜR TRAUFENBRETTER - SCREWS FOR EAVES BOARD / EB		92	Ø4.5x50	32
	SCHRAUBEN FÜR TRAUFENLEISTE - SCREWS FOR EAVES STRIPS / ES				30
	SCHRAUBEN FÜR GIEBELDECKLEISTEN - SCREWS FOR GABLE COVER STRIPS / GS				30
HS35	SCHRAUBEN ZUR MONTAGE DES WANDANSCHLUSSES - SCREWS FOR ASSEMBLING THE WALL CONNECTION / TG		32	Ø4.5x60	30
	SCHRAUBEN FÜR PFOSTEN - SCREWS FOR POST / P				2
HS511	SCHRAUBEN FÜR DACHBALKEN - SCREWS FOR ROOF BEAM / RB		12	Ø6x160	
HS52	SCHRAUBEN FÜR STURMLEISTE - SCREWS FOR STORM PROTECTION / SS		12	Ø6x40	
HS52	SCHRAUBEN FÜR REGULIERUNGSSCHRAUBE FÜR PFOSTEN - SCREWS FOR POST HEIGHT ADJUSTMENT / PRN		4	Ø6x40	
NF32	NÄGEL FÜR DACHBRETTER - NAILS FOR ROOF BOARDS / R		610	Ø2.5x60	
KL	DICHTSCHEIBE FÜR STURMLEISTE - WASHER FOR STORM PROTECTION / SS		12	M6x18	
WBM1	WANDBOHLN BEFESTIGUNG METALLE - WALLBEAMS CONNECTING METAL		10	20x20	
PRN	REGULIERUNGSSCHRAUBE FÜR PFOSTEN - POST HEIGHT ADJUSTMENT		1		
Model	2818151	Datum/Date	29.08.2025	Seite/Page	2/3

